



Productivity Solutions

Forged From 100 years of Relentless Innovation





A Legacy of Productivity Solutions.

A Universal Goal of Repairing it Faster.

Value is at the core of the OTC tool and equipment portfolio. Whether it's a simple repair, or the most complex drivability concern, these award winning brands universally solve problems faster, and at better value, than any other product line available.

Whether it's a specialty tool or unique piece of service equipment, OTC provides top solutions to modern automotive service challenges while at the same time increasing technicians' productivity and shop profits.



Innovative tools designed to reduce warranty labor costs and ensure quality repair



Engine

Ford Engine Tools 2 – 4

GM Engine Tools 5 – 6

Chrysler/Jeep Engine Tools 7

Import Engine Tools 8

Cam Holders / Sets /
Flange-Type Puller Sets 9

Harmonic Balancers / Belt tools 10

Serpentine Belts / Pulley Tools 11

Frost Plug Remover/Installer
Piston Ring Compressor Sets 12

Glow Plug Tools / Spark Testers 13

Compression Tester Kits 14

Vacuum / Preluber/
Diesel Compression Tester 15

EVAP Leak Detection System 16

Timing Lights / Phototach 17

Hose & PVC Cutters 18

Exhaust

Flexihead O2 Sensor Wrench,
Oxygen Sensor Sockets and Sets,
Exhaust Back Pressure Gauge 18



6489

Ford Cam Tool Kit

The OTC Ford cam tools ensure correct cam timing when servicing timing belts, chains, head gaskets, or other valve train repairs.

Ford master cam tool kit containing all 22 cam tools covering 1992 thru 2012 for over 50 applications, in a molded storage case.



For product videos visit

otctools.com

You **Tube**



Ford cam tool application can be found at www.otctools.com by entering the part numbers into the search bar.

Note: Some applications require more than one tool to accomplish the task.

6489 Ford Cam Tool Kit includes the following:

<p>6009 Cam positioning Tool (pair) Similar to Ford 303-380</p> 	<p>6472 Cam Sensor Sync Tool Similar to Ford 303-529</p> 	<p>6480 Cam Holding Tool Adapter Similar to Ford 303-576</p> 
<p>6020 Cam Positioning Tool Similar to Ford 303-413</p> 	<p>6473 Cam Sensor Sync Tool Similar to Ford 303-589</p> 	<p>6481 Cam Holding Tool Similar to Ford 303-577</p> 
<p>6466 Crankshaft Sensor Positioner Similar to Ford 303-354</p> 	<p>6474 Cam Alignment Tool Similar to Ford 303-465</p> 	<p>6482 Cam Gear Holding Tool Adapter Similar to Ford 303-578</p> 
<p>6467 Cam Sensor Sync Tool Similar to Ford 303-358</p> 	<p>6475 Crankshaft TDC Timing Pin Similar to Ford 303-574</p> 	<p>6483 Cam Sensor Sync Tool Similar to Ford 303-638</p> 
<p>6468 Cam Pulley Holding Tool Similar to Ford 303-398</p> 	<p>6476 Cam Positioning Tool Set Similar to Ford 303-S568</p> 	<p>6484 Timing Chain Tensioner Tool Similar to Ford 303-571</p> 
<p>6469 Cam Sensor Sync Tool Similar to Ford 303-562</p> 	<p>6477 Cam Holding Tool Similar to Ford 303-557</p> 	<p>6485 Cam Gear Bolt Socket & Ext. Similar to Ford 303-565, 303-575</p> 
<p>6470 Cam Sensor Sync Tool Similar to Ford 303-630</p> 	<p>6478 Cam Gear Holding Tool Similar to Ford 303-564</p> 	
<p>6471 Cam Sensor Sync Tool Similar to Ford 303-453</p> 	<p>6479 Crankshaft Holding Tool Similar to Ford 303-573</p> 	



6486

Ford Cam Tool Kit

Ford cam tool kit for 2.0L, 2.3L, 2.5L, 4 cylinder DOHC engines. Contains tool Nos. 6474 and No. 6475.



6487

Ford Cam Tool Kit


Ford cam tool kit for 1992 thru 2012 4.6L, 5.4L V8, and 6.8L V10 engines. Contains tool Nos. 6476, 6477, 6009, 6020, and molded storage case.



6488

Ford Cam Tool Kit

Ford cam tool kit for 1997 thru 2011 4.0L Explorer/Mountaineer SOHC V6 engines. Kit contains tool Nos. 6478, 6479, 6480, 6481, 6482, 6484, 6485, and molded storage case.



6498

Ford 4.6L & 5.4L 4-Valve Cam Timing Kit

Saves time; all tools required for camshaft timing are in one kit.

Set Includes:

- 525216 – Camshaft positioning tool
- 525217 – Camshaft holding tool
- 525219 – Crankshaft positioning tool
- 525218 – Secondary chain tensioner tool



Similar to Ford 303-448

6024

Ford Crankshaft Positioning Tool

- Designed for use on Ford 1993–2012 4.2L, 4.6L 2-valve, 4.6L 4-valve, 5.4L V8, and 6.8L V10 engines when installing timing chains. These engines are not free wheeling, and if an engine has “jumped time,” it is possible the cylinder heads have to be removed because of damage to the valves or pistons.
- Easily installs over the crankshaft and engine front cover alignment dowel to position the crankshaft at top-dead-center — the correct position for timing chain installation. OTC recommends the No. 6024 be used with Nos. 6009 and 6020 (but it is not required).



6918

Ford Spark Plug Remover Kit, 3V Engine

- Unique design helps prevent breakage by locking the plug porcelain core to the plug hex allowing it to turn as one complete unit.
 - Will also pull plug porcelain core if plug hex only is removed.
 - Detailed Instructions to maximize success rate.
- Works on:
- Ford 4.6L 3V V8 engines used in 2005–2008 Mustang, 2006–2008 Explorer.
 - Ford 5.4L 3V V8 engines used in 2004–2008 F-Series, 2005–2008 Expedition, 2005–2008 Lincoln Navigator.
 - Ford 6.8L 3V V10 engines used in 2005–2008 F-Series 250-350-450.



6900

Ford Spark Plug Socket

- This unique design works on 2004–newer Ford vehicles with 5.4L, 4.6L, V8, 6.8L, V10, 3-valve engines.
- Socket end is 9/16". Soft rubber insert holds and protects spark plug during removal and installation.
- Extension is part of the socket. Easily fits down spark plug tube in cylinder head.
- Socket has a 3/8" drive for use with a ratchet or breaker bar.



5607

Compression Tester Ford 14mm Adapter

- Use with OTC compression testers to access hard to reach spark plug holes.
- Works on 2004 and 2007 Ford 4.6 and 5.4 L, V-8, 3 valve engines.
- Easy-to-turn feature makes starting thread fast.
- Use with compression testers with 14 mm thread.



5608

Compression Tester Ford 12mm Adapter

- Use with OTC compression testers to access hard-to-reach spark plug holes.
- Works on 2008 and newer Ford 4.6, 5.4 and 6.8L 3-valve engines with 12mm spark plugs
- Easy-to-turn feature makes starting thread fast



Similar to Ford 303-178 (T82L-6701-A)

7786

Ford Rear Main Seal Installer

- This installer is the most accurate way to ensure that the rear main seal is set to the correct depth on the crankshaft. The installer fits over the seal, and with the two bolts included, attaches to the engine crankshaft. By alternately tightening the bolts, the seal is pulled into place quickly, easily, and with no damage to the rear main seal. Works on 2.0L, 2.3L, 2.3L OHC, 2.5L, 2.5L OHC 4-cylinder engines; 3.0L 2V, 3.0L 4V, 3.4L SOHC, 3.8L, 3.8L SC V6 engines; 4.6L 2V, 4.6L 4V, 5.0L and 5.8L V8 engines.



Similar to Ford 303-S524

7834

Ford Rear Crankshaft Seal Installer

- This installer works on crankshaft rear oil seals that come with or without a metal wear sleeve.
- Designed for use on 1993–1997 Aerostar or 1993–2011 Ranger and Explorer with 4.0L V6 engine.



7835

Ford Rear Main Oil Seal Kit

- Works on 1994–2003 7.3L diesel engine in Ford 3/4- and 1-ton trucks.
- A complete kit with the tools you need to correctly remove and install the rear main oil seal and wear ring on the crankshaft.
- Eliminates makeshift methods of seal removal and installation that could damage the new seal or crankshaft.



6768
Ford 6.0L Glow Plug Release Tool

Safely remove and install the glow plug harness on 2004-2009 Ford 6.0L Diesel engines.



Similar to
Ford No. 303-228
(T83T-9000-C)

7461
Fuel Injector Pump Rotating Tool

Maximum fuel economy requires precise injector timing. The tool securely grips the front of the fuel injection pump so you can rotate it while fine-tuning the system.

- Works on Stanadyne rotary fuel pumps found on International's 6.9 and 7.3 liter engines.



Similar to
Ford 303-591

6068
Ford Diesel Fan Clutch Wrench

- Designed for use with OTC No. 7205E1 holding tool to remove fan clutch assembly.

Has the same size opening as the OTC No. 7205E2 wrench, but has a special bend in the handle to provide clearance for accessories found on some vehicles.


Application: 1998-2003 Ford vans and pickups with 7.3L direct-injected turbocharged (DIT) diesel engine.



6076
Ford Diesel Compression Test Adapter

When the glow plug is removed from the cylinder, this adapter is used to connect the No. 5021 gauge to perform a compression test.

- Works on 1994-2005 Ford vans and pickups with 7.3L direct-injected turbocharged (DIT) diesel engine.



6088
Ford 5-pin Connector Harness for Glow Plug Testing

- Provides an easy way to check glow plug resistance without having to remove the valve cover of 1994-98 Ford trucks and vans with 7.3L DIT (direct-injected turbocharged) diesel engines.
- Used with any standard digital volt ohmmeter to check glow plug resistance.



6660
Compression Tester

- Use with OTC No. 5021 diesel engine compression gauge.
- Works on 2003-2009 Ford vans and trucks with 6.0L diesel engines.



Similar to
211-185

7771A
Ford Power Steering Pump Pulley Installer

Installs power steering pump pulleys on 1992-newer Ford Crown Victoria and Mercury Grand Marquis with 4.6 V8 engine, 1997-newer Ford truck with 4.2 & 4.6 V6, 5.4 V8, and 6.8 V10 engines.


- 8 mm x 1.25" threads fit Ford's C111 pump.



Similar to
Ford No. 303-755

6594
Ford Oil Line Disconnect Tool for 6.0 L

- Use to disconnect the high-pressure oil rail supply line from the fuel rail when removing fuel injectors.
- Works on the 6.0: diesel engine found in 2003-2009 F-250, F-350, F-450, F-550 trucks, Excursions and Ford vans.



Similar to Ford
303-625

6595
Ford High Pressure Oil Line Disconnect Tool

- Use to disconnect the high pressure oil line from the cylinder head.
- Works on 1998 - 2003 Ford vans and trucks with 7.3L direct-injected, turbo-charged (DIT) diesel engines.



206391
Ford Engine Adapters

- 6.0L and 6.4L Ford engine adapters. (Works with both the OTC 1735 and OTC 1735A).




Similar to
Ford 303-774

6974
Ford 6.0L Diesel Fan Clutch Wrench

- Applications: 2003-2009 Ford F-550 and F-650 Super Duty trucks with the 6.0L diesel engine.
- This is a required tool to tighten or loosen the fan clutch on the water pump.
- Wrench has a 68.45 mm (2-11/16") opening.



206391 Ford Engine Adapters shown mount on OTC's 1735A sold separately.



See page 25 for more
FORD 6.0L Tools



6685

GM In-line 4-Cylinder Cam Tool Set




















- Comprehensive tool kit designed to save time when servicing GM 4-cylinder engines.




GM cam tool application can be found at www.otctools.com by entering the part numbers into the search bar.

Note: Some applications require more than one tool to accomplish the task.

GM In-line 4-Cylinder Cam Tool Set includes the following:

<p>527045 Camshaft Timing Alignment Pins Similar to GM J-36008A</p> 	<p>536173 Timing Belt Adjuster Similar to GM J-42492A</p> 	<p>536254 Camshaft Timing Alignment Pin</p> 
<p>527046 Camshaft Sprocket Wrench Similar to GM J-36013</p> 	<p>536174 Camshaft Gear Holder Similar to GM J-43299</p> 	<p>536255 Timing Chain Tensioner Retainer</p> 
<p>527049 Camshaft Sprocket Wrench Similar to GM J-39579</p> 	<p>536176 Camshaft Gear Holder Similar to GM J-43299</p> 	<p>536265 Timing Chain Holder Similar to GM J-44217-46</p> 
<p>527056 Camshaft Sprocket Holding Tool Similar to GM J-43655</p> 	<p>536178 Crankshaft Pulley Holder Similar to GM J-38122</p> 	<p>527061-1 Timing Chain Tensioner Loading Tool Similar to GM J-45027</p> 
<p>532174 Timing Chain Tensioner & Shoe Retainer</p> 	<p>536181 Camshaft Sprocket Holding Tool Similar to GM J-44222</p> 	<p>527061-2 Timing Chain Tensioner Loading Tool Similar to GM J-45027</p> 
<p>532195 Timing Chain Tensioner Retainer Similar to GM J-36589</p> 	<p>536186 Timing Chain Holder Similar to GM J-44217-1</p> 	
<p>536172 Camshaft Holding Tool Similar to GM J-44221</p> 	<p>536187 Timing Chain Holder Similar to GM J44217-2</p> 	



6686 GM NorthStar V8 Cam Tool Set

- Kit is indispensable for quickly and correctly servicing GM NorthStar 4.0L and 4.6L V8 engines.

Set Includes:

- 527048 – Cam Chain Tension Holder
- 527050 – Crankshaft Rotation Tool
- 527057 – Camshaft Holding Tool (qty. 2)
- 527058 – Secondary Drive Sprocket Fixture
- 529636 – Timing Chain Retention Tool
- 529637 – Timing Chain Retention Tool
- 529638 – Timing Chain Retention Tool (qty. 2)



6687 GM 6 Cylinder Cam Tool Set

- Required tools to adjust and hold cam shaft timing on GM 3.0 and 3.2 V-6 engines.
- Kit is designed to save shop time when servicing GM 3.0 and 3.2 V-6 engines.

Set Includes:

- 536594 – Camshaft Locking Tool
- 536595 – Camshaft Locking Tool
- 536596 – Crankshaft Holding Tool
- 536608 – Camshaft Alignment Gauge
- 536611 – Timing Belt Installation Tool
- 536612 – Timing Belt Tensioner Wrench
- 536613 – Crankshaft Socket



6688 GM In-line 5, 6, or V6 Cam Tool Set

- Comprehensive tool kit designed to save time when servicing GM 5-, 6-cylinder engines.
- Tools are actually easier to use than the original OE essential tools.

Set Includes:

- 527051 – Camshaft Holding Tool
- 527052 – Cam Gear Holding Tool
- 527055 – Crankshaft Socket
- 527061 – Timing Belt Tensioner Loading Tool
- 536172 – Camshaft Holding Tool
- 536186 – Timing Chain Retention Tool
- 536187 – Timing Chain Retention Tool
- 536582 – Timing Belt Tensioner Pulley Retaining Tool
- 536583 – Camshaft Sprocket Holding Tool.
- 536584 – Camshaft Locking Tool
- 536585 – Camshaft Locking Tool
- 536586 – Timing Belt Tensioner Pin
- 536587 – Timing Chain Tensioner Pins
- 536588 – Crankshaft Socket
- 536589 – Timing Chain Retention Tool
- 536590 – Timing Chain Retention Tool

Similar to
J-38816A



6060A GM Water Pump Socket

- Works on 1993–newer Cadillac 4.6L V8 Northstar engine, and 1995–1999 Oldsmobile Aurora 4.0L V8.
- 1/2" sq. drive for use with 1/2" drive breaker bar or ratchet.
- Tool is designed to self-center in the water pump housing, allowing the tangs to fully engage the water pump for removal or installation.




GM Crankshaft Balancer Puller Kit and Adapter Set

Everything you need to pull harmonic balancers having three tapped holes. The shoulder bolts are designed to prevent them from being installed too deeply, protecting the crank sensor and/or interrupter rings from damage. The spacer adapter gives the puller's forcing screw something to push against. The kit works on 1990–2002 3300 and 3800 V6 engines. The No. 7911 adapter set consists of the spacer adapter and shoulder bolts only, for use with your No. 518 or No. 6930 flange-type puller.

7911 – GM crankshaft balancer puller adapter set. Includes shoulder bolts and spacer adapter only.

7912 – GM crankshaft balancer puller kit. Includes No. 518 flange-type puller and No. 7911 adapter set.



Similar to
J-43651

6616 GM Water Pump Holding Tool

- Holds timing chain in place so water pump can be removed for service.
- Special design allows easy installation regardless of timing chain orientation.
- Simply remove access plate from front cover and install the tool.
- Tool saves costly loss of timing on 2002–2009 GM 2.2L and 2.4L EcoTech engines.



For product videos visit
otctools.com

YouTube





6689

Chrysler/Jeep Cam Tool Set

The Chrysler/Jeep cam timing tools are provided to ensure correct cam timing when servicing timing belts, chains, head gaskets, or performing other valve train repairs.

These 15 tools are based on OE designs and are offered to service the following applications:

Cam positioning is an important procedure. If cam timing is not correct, the engine may still run, but emissions and mileage will be affected. The engine computer may also initiate the "Check Engine" light.

Set Includes:

- 513990 – Crankshaft Damper Puller
- 522888 – Camshaft Alignment Tools
- 522889 – Camshaft Sprocket Holder
- 522890 – Timing Chain Tensioner Reset Tool
- 522891 – Harmonic Balancer Holding Ring
- 522892 – Timing Chain Wedge
- 522893 – Timing Chain Wedge
- 522894 – Camshaft Wrench
- 522896 – Idler Shaft Remover
- 522897 – Tensioner Lock Pin
- 522898 – Camshaft Holding Pins
- 522899 – Timing Belt Tensioner
- 522900A – Timing Belt Tensioner Tool
- 522901 – Timing Belt Wrench
- 522902 – Secondary Timing Chain Holder



Similar to Miller MD-998767

7997

Chrysler Timing Belt Wrench

Correctly adjusts the timing belt tension on 1991–1994 3.0L DOHC Dodge Stealth, 1992–1994 Eagle Summit, 1992–1994 Dodge Colt, and 1984–1991 2.0L Dodge Colt. For use with a 1/4" drive ratchet.



Similar to Miller 6642

7999

Chrysler Camshaft Alignment Tool Set

These special brackets are necessary to ensure exact alignment of the camshaft sprockets during timing belt installation on all 1993–2010 vehicles with a 3.5L OHC engine.



6495

Chrysler Harmonic Balancer Holding Tool

- Designed as a holding ring with three pins to fit into the openings on a harmonic balancer.
- Use with a 1/2" ratchet or breaker bar to hold the harmonic balancer in place when turning the bolt that holds the balancer to the crankshaft. Also use to hold the balancer when removing it from the engine.
- Works on 1990–2010 3.3L V6 vans; 1994–2011 3.8L V6; 1993–1997 3.3L and 3.5L V6 cars; 1998–newer 2.7L, 3.2L, and 3.5L V6 cars.



6075

Chrysler Crankshaft Damper Remover/Installer Kit

The special 3-jaw puller is used with the insert to remove the crankshaft damper whenever timing belt, water pump, or front cover service is required. The tool kit includes a damper installing tool with bearing.

- Services Chrysler-built 2.0L, 2.4L, 2.5L, 3.3L and 3.5L engines.
- 1995–2010 3.3L and 3.5L V6 used in Chrysler New Yorker and Concorde, Dodge Intrepid, and Eagle Vision; 1995–newer 2.0L, 2.4L 4-cyl., and 2.5L V6 used in Cirrus, Stratus, and Breeze; 1995–newer 2.0L 4-cyl. used in Neon.



6667

Harmonic Balancer Puller

Designed for removing damper pulleys in tight engine compartments, without removing the radiator. Use on the following:

- GM 2000 Generation III 4.8L, 5.3L, 5.7L 6.0L, and 8.1L V8s. Also works on Cadillac 4.5, 4.6, and 4.9L V8s beginning in 1988. Chevrolet trucks 2003–later 4.2L I6, 2004–current 3.5L I5 & 2005–current 2.8L I4.
- Chrysler engines from 1990–later, including 2.0L, 2.4L-cyl; plus 2.5L, 2.7L, 3.3L, 3.5L, and 3.8L V6s.
- Ford 1995–later V8 engines with 3 spoke pressed on damper.
- Mitsubishi Eclipse 1995–1999 2.0L DOHC non-turbo.
- Kit contains the 3-jaw puller, four lengths of forcing rods, and a forcing screw with a 3/8" square drive for ratchet use, and a 3/4" hex for wrench or socket use.

Replacement rods:

- 537757-4 – 5/16" x 4"
- 537757-5 – 5/16" x 5-13/32"
- 537757-6 – 5/16" x 6-1/2"
- 537757-7 – 5/16" x 7.13/32"



6284

Harmonic Balancer Puller Set

- Includes No. 6267 puller, which removes the harmonic balancer from the crankshaft; and No. 6495 holding tool, which holds the harmonic balancer when tightening or loosening the crankshaft bolt, or removing the balancer.



Similar to Miller No. C-3053

6293

Distributor Bushing Installer/Reamer

- Used to install the distributor drive shaft lower bushing into the engine block. Then use this same tool to ream the new bushing so the distributor drive shaft correctly fits into the bushing.
- Works on Chrysler, Dodge, and Plymouth 3.9L V6, 5.2L & 5.9L V8 vehicles with distributors.
- Compatible with OEM and aftermarket distributor drive bushings.



4731A

Honda/Acura Dampner Holding Tool

- Holds dampner for removal/installation of the crank bolt on Honda/Acura engines.
- 4" offset.
- 1/2" square drive can be used with ratchet or breaker bar.
- 50mm hex with large center hole.
- Will fit around accessories eliminating additional part removal.
- Proper fit for applications and allows use of impact tool to remove bolt.

Works on:

Honda – Accord, Civic, CRV, Del Sol, Element, Fit, Insight, Odyssey, Pilot, Prelude, Ridgeline, S2000.
Acura – CL, Integra, Legend, MDX, RL, RSX, TL, TSX.

Honda

Accord	1990–1997	2.2L 4 cyl.
Accord	1996–1997	2.7L 4 cyl.
Accord	1998–2002	2.3L 4 cyl.
Accord	1998–newer	2.4L 4 cyl.
Accord	1998–newer	3.0L V-6
Accord Hybrid	2005–2007	3.0L V-6
Civic	1992–newer	1.6L 4 cyl.
Civic	2001–2005	1.7L 4 cyl.
Civic	2006–newer	1.8L 4 cyl.
Civic	2003–newer	2.0L 4 cyl.
Civic Hybrid	2003–newer	1.3L 4 cyl.
CRV	1997–2001	2.0L 4 cyl.
CRV	2002–newer	2.4L 4 cyl.
Del Sol	1993–1997	1.6L 4 cyl.
Element	2003–newer	2.4L 4 cyl.
Fit	2007–newer	1.5L 4 cyl.
Insight	2000–newer	1.0L 3 cyl.
Odyssey	1995–1997	2.2L 4 cyl.
Odyssey	1998	2.3L 4 cyl.
Odyssey	1999–newer	3.5L V-6
Pilot	2003–newer	3.5L V-6
Prelude	1992–newer	2.2L 4 cyl.
Prelude	1992–1996	2.3L 4 cyl.
Ridgeline	2006–newer	3.5L 4 cyl.
S2000	2000–2003	2.0L 4 cyl.
S2000	2004–newer	2.2L 4 cyl.

Acura

CL	1997	2.2L 4 cyl.
CL	1997–1999	3.0L V-6
CL	1998–1999	2.3L 4 cyl.
CL	2000–newer	3.2L V-6
Integra	1990–1992	1.6L 4 cyl.
Integra	1992–1993	1.7L 4 cyl.
Integra	1993–newer	1.8L 4 cyl.
Legend	1991–1995	3.2L V-6
MDX	2001–2006	3.5L V-6
MDX	2007–newer	3.7L V-6
RL	1996–2006	3.5L V-6
RSX	2002–2007	2.0L 4 cyl.
TL	1997–newer	3.2L V-6
TL	2007–newer	3.5L V-6
TSX	2004–newer	2.4L 4 cyl.



4732

Honda/Acura Crankshaft and Harmonic Balancer Holder

- Allows the crankshaft pulley and/or harmonic balancer bolt to break loose.
- Includes tool necessary to properly counter the rotation of the crankshaft pulley/harmonic balancer during removal and reinstallation of crank bolt.
- Secures the pulley in place not allowing it to rotate during removal and reinstallation of crank bolt.

Allows the technician to more easily replace the timing belts on many 1982 to current Honda & Acura vehicle engines, including:

1.6L	4 Cylinder	Civic	1982+
1.7L	4 Cylinder	Integra	1983
1.8L	4 Cylinder	Integra	1983+
2.0L	4 Cylinder	CRV S2000	1997+
2.2L	4 Cylinder	Accord Odyssey Prelude Acura CL	1980-1998 1985-1988 1982+ 1997+
2.3L	4 Cylinder	Accord Odyssey Prelude Acura CL	1988+ 1988 1982+ 1997+
2.7L	6 Cylinder	Accord	1986+
3.0L	6 Cylinder	Accord Acura CL	1988+ 1987+
3.2L	6 Cylinder	Acura Legend Acura TL	1981-1985 1986+
3.5L	6 Cylinder	Odyssey Acura RL	1999+ 1996+



6613

Variable Pin Spanner Wrench

- Universal design fits many different types of pulleys having slots or holes, including camshaft pulleys and crankshaft pulleys.
- Wrench is adjustable from 1-1/4 inch to 5 inches; works with a 1/2 inch ratchet or breaker bar.

Set Includes:

- 526908-1 – 3.5 mm pin
- 526908-2 – 4 mm pin
- 526908-3 – 4.5 mm pin
- 526908-4 – 5 mm pin
- 526908-5 – 6 mm pin
- 526908-6 – 7 mm pin
- 526908-7 – 10 mm pin
- 526908-8 – Handle



5940

BMW Head Bolt Socket

- Socket is designed to fit in the cylinder head on M42 and M50 engines to remove and install cylinder head bolts.
- Spring loaded detent ball holds bolt in place.
- Works with 1/2 inch ratchet, breaker bar, or torque wrench. Socket size is E12 for external TORX® bolts.



Similar to Toyota
No. 09043-50080

6022

Toyota Head Bolt Socket

- Specially designed socket is needed to tighten or loosen head bolts on Toyota Paseo vehicles with 3S-GE and 3S-FE engines.
- 8 mm socket features a 12-point, 1/2 inch drive socket.



Mirror Finish

6985

Mercedes-Benz and BMW Fan Clutch Service Kit

- Mercedes-Benz fan clutch holding wrench holds the water pump pulley to allow release of the fan.
- BMW Fan clutch holding wrench holds the water pump pulley in place while loosening the radiator fan. Works on BMW M10, M20, M30, & other late model vehicles. (Holes at 38 mm & 44.5 mm.)
- Mercedes-Benz fan clutch wrench removes the thermo-viscous radiator fans found on Mercedes-Benz vehicles. Works on M-B engines: M111, OM604, OM605, and OM606 (C & E Class; 36 mm opening).
- Mercedes-Benz fan clutch wrench is used to remove or install the fan clutch assembly. Slim shaft handle lets you easily work in tight spaces. Works on M-B engines: M103, M104, M119, and M120 (65 mm opening).
- BMW fan clutch wrench is used to remove and install the thermo-viscous fan on BMWs and Fords (32 mm opening).
- Mercedes-Benz Fan Clutch Holding Tool is used to remove / replace thermo-viscous fan coupling with the radiator in place.
- Universal fan belt adjustment wrench services Mercedes-Benz, Nissan Quest, and Mercury Villager radiator fans and pulley belts. It also can be used for loosening the A/C idler pulley tensioner lock nuts for A/C belt adjustment or replacement. Also contains 2.5 mm, 8 mm, and 10 mm Allen keys.



6678

Cam Gear Holder, 2 pack

- The holders clamp between the engine block or head and the back of the gear to lock it in place.
- Use on single, dual, or quad cam engines to hold valve timing during belt replacement.
- Excellent for diesel injection pump belt replacement.
- The cam gear holders universal design are quick and easy to install.



6679

Cam Gear Clamp & Holder Set

- The holders clamp between the engine block or head and the back of the gear to lock it in place. The cam gear clamp is used between two adjacent gears to lock them together and eliminate movement.
- Use on single, dual, or quad cam engines to hold valve timing during belt replacement.
- Excellent for diesel injection pump belt replacement.



7196

Crank & Cam Seal Service Kit

- Removes and installs camshaft and crankshaft seals on cars, trucks, vans and SUVs without damage.
- Includes a puller coupled with specialized puller legs that hook the seal for quick and easy removal.
- The interchangeable seal install adapters are designed for use with the cam or crank bolt. Kit services seal sizes of 21.5mm to 64mm.



7790

Flange-Type Puller Set (Grade 5)

- Versatile puller capable of removing a wide variety of components having tapped pulling holes, including harmonic balancers, gears, crankshaft pulleys, etc.
- Capable of handling 2- or 3-way bolt pulling applications.
- Works on many cars, pickups, SUVs, and small engines.
- Carries the OTC Lifetime Marathon Warranty® against defects in workmanship and material.

Contents of set:

- Puller flange: adapts to bolt circle dia. of 1-1/2" to 4-5/8".
- Forcing screw: 5-5/8" lg., 5/8-18 thread.
- Shaft protector: 1-3/16" dia. x 3/4" thick.
- Three each of the following flat washers: 1/4"; 5/16"; 3/8".
- Three each of the following bolt sizes:

1/4"-28 x 3" lg.	5/16"-24 x 3" lg.
5/16"-18 x 3-1/2" lg.	5/16"-18 x 6" lg.
3/8"-24 x 1-1/2" lg.	3/8"-16 x 2" lg.
3/8"-16 x 3" lg.	3/8"-16 x 4-1/2" lg.
M8 x 1.25 x 45 mm lg.	M8 x 1.25 x 65 mm lg.
M8 x 1.25 x 90 mm lg.	M10 x 1.5 x 35 mm lg.



6294

Flange-Type Puller Set (Grade 8)

- Versatile puller capable of removing a wide variety of components having tapped pulling holes, including harmonic balancers, gears, crankshaft pulleys, etc.
- Capable of handling two- or three-way bolt pulling applications.
- Works on many cars, pickups, SUVs, and small engines.
- Bolts are heat treated to meet Grade 8 hardness.
- Carries the OTC Lifetime Marathon Warranty® against defects in workmanship and material.

Contents of set:

- Puller flange: adapts to bolt circle diameters of 1-1/2" to 4-1/4".
- Two forcing screws: 6" long and 3" long.
- Two pointed forcing screw center tips.
- Two flat forcing screw center tips.
- Special stepped bolts – 1990-2005 GM 3300-3800 V6 crankshaft pulleys.
- Three each of the following washer head bolts:

1/4"-28 x 3" lg.	5/16"-24 x 3" lg.
5/16"-18 x 3-1/2" lg.	3/8"-24 x 1-1/2" lg.
3/8"-16 x 2" lg.	3/8"-16 x 3" lg.
3/8"-16 x 4-1/2" lg.	M8 x 1.25 x 45 mm lg.
M8 x 1.25 x 65 mm lg.	M8 x 1.25 x 90 mm lg.
M10 x 1.5 x 35 mm lg.	



7793

Master Bolt Grip Set (Grade 8)

- Multi-Purpose applications such as steering wheels, flywheels, harmonic balancers, pulleys and gears with tapped holes.
- Includes special stepped bolts for 1990–2005 GM 3300-3800 V6 crankshaft pulleys.

Contents of set:

- 4-way slotted puller yoke and 2 lengths of hardened "live-center" forcing screws - a set of 3 interchangeable forcing screw tips is included to optimize pressure and prevent "walking".
- Blow molded case to prevent spilling and each bolt size is molded into the storage compartment.
- Three each of the following bolt sizes:

M8 x 1.25 x 90mm	M8 x 1.25 x 45mm
1/4-28 UNF x 3"	M8 x 1.25 x 65mm
5/16-24 UNF x 3"	5/16-18 UNC x 3.5"
3/8-24 UNF x 1.5"	3/8-16 UNC x 2"
3/8-16 UNC x 3"	3/8-16 UNC x 4.5"
M10 x 1.5 x 35mm	
- Special Stepped Bolts – 1990 & Newer



525
Flange-Type Puller Combination

Two specialty pullers in one box. You get a flange-type puller for removal of harmonic balancers, timing gears, and other parts with two or three tapped holes. You also get a steering wheel, pulley, and flywheel puller. 525 includes: flange-type puller and steering wheel puller with four sets of cap screws.



6930
Flange-Type Puller Combination

Heavy-duty flange puller features a live center forcing screw. Includes two live center forcing screw tips and two sets of commonly used automotive bolts. Puller will work on bolt circles from 1-1/2" to 4-1/4". Three cap screws, 3/8-24 x 3" long, and three cap screws, 3/8-16 x 3" long.



7471A
Cummins Engine Barring Tool

Need to manually rotate an engine? This tool makes the job easy. Just insert the tool into the flywheel housing until it engages the ring gear, then attach a 1/2" square drive ratchet or breaker bar and turn. The tool's load-bearing collar provides friction-free operation while rotating the tool in the housing.

- Works on Cummins B and C series diesel engines and 5.9L liter diesels used in Dodge pickups.



6505
Master Harmonic Balancer Installer

- 11 special adapters make this a complete master harmonic balancer installer set for most car and light truck applications.
- The heavy-duty 7/8" diameter forcing screw has internal threads to fit the threaded adapters.
- Plastic storage tray keeps set components organized for easy selection.



4531
Harmonic Balancer Puller/Installer Set

- For easy removal of most harmonic balancers and drive pulleys which are press-fitted onto the crankshaft. A bearing-centered circular 2/3-way puller flange and an assortment of metric and fractional bolts and adapters provide wide coverage.
- A heavy-duty, 3/4" dia. forcing screw is internally threaded to fit the eight adapters to install harmonic balancers. Adapter sizes included: M16 x 2.0, M14 x 1.5, M12 x 1.5, 3/4"-16, 5/8"-18, 9/16"-18, 1/2"-20 and 7/16"-20.
- A blow-molded plastic storage case keeps set contents organized and protected.



For more details visit
otctools.com



7161
Cummins Engine Turning Tool

This tool makes easy work of manually rotating a Cummins 855 cubic inch engine. It's essential hardware when you're bringing pistons to top dead center to adjust injector timing.



7424
Belt Holding Tool


- Keeps belt from falling off of a pulley during belt installation.
- Universal design to fit most pulley styles and sizes.
- Super strong magnet to hold the belt firmly on the pulley.
- Multiple holders can be used for belt applications that fit around many pulleys.
- Durable plastic housing with magnet for steel/iron pulley applications.



7425
Stretch Belt Service Set

The Stretch Belt Service Set includes an install tool along with a removal tool.

Both tools are placed on a pulley which is turned to slip-on or slip-off stretch fit belts without damage.



7654A

Serpentine Belt Installation Tool

- Durable tool provides extra control and reach during serpentine belt installation.
- Works equally well on V-belts and timing belts.
- Three-pin design for immediate push/pull capacity.
- Handle gives technician twisting control to install belts in confined, hard-to-reach areas.



4652

Adjustable Fan Clutch Holding Tool

- Adjustable jaws fit various water pump pulley bolt patterns.
- Jaws adjust from 1/2" to 8-5/16" opening.
- Jaws lock in place to securely hold water pump bolts.
- Long handle offers leverage for extra torque.



4645

Serpentine Belt Tool


- Fits tensioner pulleys with 13 mm–16 mm, 18 mm hex or 3/8" and 1/2" square drives.
- For hard to access tensioners; there are 13 mm and 15 mm 12-point wrenches built into the handle.
- 13 mm, 14 mm and 15 mm crows foot wrenches also included.



7885

Fan Clutch Wrench Master Set

Conventional wrenches are just too wide for the job of removing the fan clutch assembly on some engines. Here's the solution: You hold the fan clutch stationary with the clutch holder tool, and turn the fan clutch nut with the special wrench. Most wrenches feature a square drive for attaching a breaker bar for extra torque. Time savers when replacing water pumps, or for any other front engine service in body or repair shops. Holding tools and wrenches are available individually and in sets.



7419

Timing Tensioner Locking Pin Set

- This pin set is used to lock timing belt or chain tensioners once they have been compressed, required during the service procedure.
- Once the belt or chain service is complete, the pin is simply pulled out to return the tensioner to functional.
- 6 pin set with clip to cover most all applications.



4475

Grooved Pulley Strap Wrench

- Use to hold a grooved pulley when servicing alternators, water pumps, power steering pumps, etc. Also may be used to rotate the camshaft or crankshaft for engine service.
- Holds tighter than a standard strap wrench.



6617

Alternator Pulley Service Kit

- Overrunning alternator pulley and overrunning alternator decoupler pulley are designed to extend belt life and belt tensioner life. They also make for quieter and smoother accessory drive operation and reduce vibrations in the passenger compartment.
- These tools hold the alternator shaft still so the pulley can be removed or installed.
- A great time saving tool for the technician and the ability to provide a cost saving service for the vehicle owner.

Kit contains:

- Decoupler tool assembly
- 17 mm hex drive
- 17 mm Allen wrench
- 110 mm socket extension
- 28 mm / 21 mm hex cap nut driver
- 28 mm / 18 mm hex cap nut driver
- 22 mm hex cap nut driver

6673

Universal Belt Tension Gauge

- Belt tension gauges are used to check drive belt tension on drive belts to ensure maximum belt and bearing life.
- Scale reads 30–180 inch lbs.



7403

Steering Wheel, Pulley, and Flywheel Puller

Here's a puller that works in a variety of applications. It pulls steering wheels on most late model cars. It also works as a regular 2/3-way puller to remove pulleys and small engine flywheels. Cap screws included (pairs): 3/8-16 x 3-1/2 in.; 5/16-18 x 3-1/2 in.; 5/16-24 x 3-1/2 in.; M8-1.25 x 90 mm; and 5/16-18 x 4 in. (SIR).

- Works on domestic cars with or without collapsible steering columns.



4754

Universal Pulley Holder

- Universal design fits many different size pulleys having slots or holes, such as camshaft pulleys or crankshaft pulleys.
- Wrench is adjustable from 1-1/2" to 8-5/8"; four different size step pins are interchangeable.
- Long handle enables technician to easily hold the pulley when tightening or loosening retaining bolts.



4603

Frost Plug Remover/Installer Set

- Designed to remove and install frost plugs used in liquid-cooled gas and diesel engines found in cars, trucks, SUVs, agricultural equipment, and construction equipment.
- Simply use a hammer with the driver and appropriate disc to install frost plugs ranging from 1" to 2-3/8" in diameter.

Set contains:

- 4603-1** – Installer Handle (18" lg.);
- 4603-2** – Frost Plug Remover;
- 4603-3** – Frost Plug Disc Set (7 ea., plus 1 retaining nut).




4604

Frost Plug Installer Set

- Designed to install frost plugs in liquid-cooled gas and diesel engines found in automobiles, trucks, SUVs, agricultural equipment, and construction equipment.
- Simply use an air hammer with the driver and appropriate disc to install frost plugs ranging from 1" to 2-1/16" in diameter.

Set contains:

- 4604-1** – Driver (14" lg.);
- 4604-2** – Frost Plug Disc Set (3 qty.).



4839

Adjustable Piston Ring Expander Pliers

These simple pliers include tips designed to capture the ends of piston rings to hold and expand them securely while installing onto pistons.



6986

Stud Remover Set, Fractional

This fractional, 4-piece, stud remover set offers the best professional extractors available. Designed and tested to reach studs in difficult work areas.

- Housed in a blow-molded storage case.

3/8" drive for:

- 6986-1** – 1/4" stud remover
- 6986-2** – 5/16" stud remover
- 1/2" drive for:**
- 6986-3** – 3/8" stud remover
- 6986-4** – 7/16" stud remover



6987

Stud Remover Set, Metric

This metric, 4-piece stud remover set offers the best professional extractors available. Designed and tested to reach studs in difficult work areas.

- Housed in a blow-molded storage case.

3/8" drive for:

- 6987-6** – 6 mm stud remover
- 6987-8** – 8 mm stud remover
- 1/2" drive for:**
- 6987-10** – 10 mm stud remover
- 6987-12** – 12 mm stud sizes.

4838

Piston Ring Compressor Set, 6 Piece


This 6 ring set covers 2 7/8" thru 4 3/8" piston diameters. The ring compressor pliers feature a ratcheting lock to hold the handles in position for easy piston installation.



4840

Piston Ring Compressor Set with Ring Expander

This complete set includes 12 chrome plated compressor sleeves covering 1 3/8" thru 4 3/8" diameter piston applications. Both the ring compressor and ring expander pliers feature a ratcheting lock to hold the handles in position for easy piston and ring installation. Complete with a metal carry case.



4842

Heavy Duty Valve Spring Compressor


Used to compress valve springs for removal or installation. The heavy duty C-frame has a 9" opening and a 5" throat. Kit includes 16mm, 19mm, 23mm, 25mm, and 30mm valve spring retainer adapters.



4572

Valve Spring Compressor

- Designed to compress valve springs on overhead valve engines.
- Includes two valve spring adapters, which fit valve spring retainers up to 1" (25 mm) and 1-3/16" (30 mm).
- Unique, direct action compressor lever gives better visibility of valve spring retainers located in difficult access areas.
- Jaw opening of 1-3/8" to 5-5/8" (35 mm to 142 mm); throat clearance of 5-7/8" (150 mm).





4573
Universal Overhead Valve Spring Compressor

- Permits removal and installation of valve springs without removing the cylinder head on many cars and light trucks. Durable steel construction.
- Spring loaded offset jaws easily grip and compress valve springs.



Similar to Ford 303-567

7928
Ford Valve Spring Compressor Tool

Compresses valve springs for quicker, easier camshaft, valve seal, valve spring, or retainer service—because you don't have to remove the head from the engine first! It's an OEM-approved tool that you use with a 3/8" ratchet or breaker bar. Works on: 1991–2004 Ford vehicles with 4.6L, two-valve, V8 engines; 4.6 4V, 5.4 V8 and 6.8 V10.



3673
Diesel Glow Plug Tester

- Glow Plug Tester provides fault detection thru LEDs for a quick analysis; Short circuit, Over current, Normal operation, Open circuit/Under current.
- Glow Plug Tester allows for testing without removing glow plug from engine.
 - Powers the glow plug to test the plug in it's operating state.
 - Much more accurate test than a cold resistance test, which can miss short circuits.
 - Tester uses a current measurement to accurately determine proper operation and check for short circuits.



6589
Electronic Ignition Spark Tester

Check for spark on gasoline engines used in import and domestic cars and trucks, plus small engines.



3589
Ignition System Quick Test Kit

This kit enables technicians to do power-balance tests and diagnose problems on standard, electronic, or distributorless ignition systems. Comes with brass adapters to fit all auto coils, test probes and leads, spark gap tester, and step-by-step instructions that lead technicians through the power-balance test.

- Performs power-balance in less than 5 minutes on standard, electronic, or distributorless ignition systems.
- Spark gap tester checks for adequate kV voltages on electronic ignition systems, providing instant diagnosis of problems—whether a faulty coil, ignition wire, or spark plug.
- Ideal for checking spark in no-start condition, instead of wasting time trying to "ground out your screwdriver."
- Step-by-step instructions lead technician through tests to check if ignition has a bad ground all the way to defective coils.

3579
Ignition system adapters, set of six.



6005A
Glow Plug Remover

Set includes 10 mm and 12 mm split nuts, three spacers (3/16", 1/4", and 5/16"), plastic storage/organizer case and instructions. The 10 mm split nut will work on Ford 6.9L and 7.3L diesels; GM 6.2L, and 6.5L diesels; and various diesels in import vehicles. The 12 mm split nut works on various diesels in import vehicles, plus many agricultural and construction diesel applications.



5603
Compression Tester - Deep Well Connector

- Use with OTC compression testers or other compression testers.
- Solid steel 8" length shaft.
 - Upper t-wing grip for ease of installation and removal.
 - Popular 14 mm thread for both flat and tapered seat plugs.
 - Corrosion resistant nickel plated finish.



5606

Compression Tester Kit

Designed for complete compression testing on gasoline engines, including domestic, imports, motorcycles, marine, and small engines. Unique problem solving features for today's limited space engine compartments.

Features and benefits:

- Corrosion resistant nickel plated finish.
- Adapters work on both flat and tapered seat plugs.
- Extra long 25" flex hose gauge assembly with quick coupler, allows easy viewing out of cluttered engine compartment.
- 2-1/2" gauge features chrome bezel and rugged protective outer boot.
- Dual scale gauge reads 0-300 psi and 0-2100 kPa.
- 12" flex-14 mm standard reach.
- 12" flex-14 mm long reach.
- 10 mm, 12 mm, and 18 mm thread adapters.
- Rugged blow molded hard case with removable lid.
- Repair parts kit.



5605

Deluxe Compression Tester Kit

Complete with standard and specialty adapters, this deluxe kit offers a complete package for compression testing on gasoline engines. Kit includes the deep well connector used on recessed plug well style heads and the Ford engine adapter using 16 mm thread plugs.

Features and benefits:

- Corrosion resistant nickel plated finish.
- Adapters work on both flat and tapered seat plugs.
- Extra long 25" flex hose gauge assembly with quick coupler, allows easy viewing out of cluttered engine compartment.
- 2-1/2" gauge features chrome bezel and rugged protective outer boot.
- Dual scale gauge reads 0-300 psi and 0-2100 kPa.
- 8" deep well 14 mm connector.
- 5" flex Ford 16mm adapter.
- 12" flex-14 mm standard reach.
- 12" flex-14 mm long reach.
- 10 mm, 12mm, and 18 mm thread adapters.
- Rugged blow molded hard case with removable lid .
- Repair parts kit.



5609

Cylinder Leakage Tester Kit

Quickly diagnose internal engine problems such as bad rings, valves and leaking head gaskets. Kit come complete with adapters for most applications.

Features and benefits:

- Dual 2-1/2" gauges feature chrome bezel and rugged protective outer boot.
- Scales read 0-100 psi and 0-700 kPa.
- Pressure regulated manifold includes quick couplers.
- Long flex 24" 14 mm hose.
- 10 mm, 12 mm and 18 mm thread adapters.
- Blow molded hard case with removable lid.
- Detailed instruction chart.



5610

Transmission/Engine Oil Pressure Kit

This professional kit can be used for domestic and import applications. High and low pressure gauges make this kit useful for both transmission and engine work. Kit comes complete with adapter for most applications. Designed to be used for both static and on road testing.

Features and benefits:

- Large 3-1/2" gauges feature a chrome bezel and rugged protective outer boot.
- Low pressure gauge reads 0-100 psi and 0-700 kPa.
- High pressure gauge reads 0-400 psi and 0-2800 kPa.
- Both gauges include rear hook to allow gauge to be hung conveniently out of the way.
- Gauges and hose assembly incorporate quick couplers for easy disconnect.
- Kit includes 13 adapters and a detailed instruction manual.
- Blow molded hard case with removable lid.




Diesel Compression Tester with Adapters

This easy-to-use compression tester is designed for light- and medium-duty diesel engines equipped with glow plugs. A dual-reading gauge, featuring a push-button release valve, measures compression to 1000 PSI and 7000 kPa. The hose end has quick disconnect fittings. The tester comes with glow plug and nozzle adapters in a handy storage case.

Tester services these engines:

- Cummins B and C
- Navistar DT466/DT360
- Ford/Navistar 6.9L & 7.3L
- Detroit 6.2L & 6.5L
- Hino diesel and Mitsubishi Fuso truck engines



5020

Similar to Ford 303-D091 (D93T-6000-A)

5020 – Diesel compression tester with adapters.

5021 – Universal diesel engine compression gauge.

304802 – Replacement gauge.

Replacement Adapters

(available separately)

47484 – Hino diesel truck engines with 12 mm x 1.25 thread

209633 – Ford 6.6L & 7.8L diesels


217791 – Cummins B 3.9L 4 cyl. & 5.9L 6 cyl. '89-'98

308472 – Mitsubishi Fuso truck 4D & 6D engines with 10 mm x 1.25 thread

310810 – Cummins C 8.3L 6 cyl. '88-'96

310832 – Ford/Navistar 6.9L & 7.3L, Detroit 6.2L & 6.5L with 10 mm x 1.0 thread

310840 – Navistar DT466/DT360



5021

Similar to Ford 303-D092 (D93T-6000-B)



5613

Vacuum/Pressure Gauge Kit

Ideal for testing vacuum lines and components. Accurately tests low-pressure fuel systems. Quickly diagnose internal engine problems such as bad rings, valves and leaking head gaskets. Kit comes complete with adapter for most applications. Pin point hard to find problems such as cracked lines, PCV, fuel pump, fuel filters and more.

Features and benefits:

- Large 3-1/2" gauge features a chrome bezel and rugged protective outer boot.
- Dual purpose gauge reads vacuum and pressure.
- Dual scale gauge reads 0-30 in. Hg vac and 0-70 cm Hg, also reads 0-15 psi and 0-100 kPa.
- Built in rear hook allows gauge to be hung at eye level.
- Adapters for most applications.
- Blow molded hard case with removable lid.
- Detailed instruction chart.

6492

Engine Preluber Kit

- Ensures oil is present to internal engine components on the first start of a new or rebuilt engine, or after major engine work is performed.
- Required to prime the oil pump and fill the oil galleries and internal engine components with clean, new oil.
- Connects to engine oil system at the oil pressure sensor on a variety of domestic and import engines.
- Oil pressure sensor adapters included.



7559A

Deluxe Vacuum Pump

This pump kit is designed for vacuum testing, brake bleeding, and fluid transfer. With this kit, one person can quickly and cleanly bleed brake and hydraulic clutch systems, actuate vacuum switches (VOES), as well as get answers to numerous diagnostic and mechanical problems.

Kit includes:

- Precision-made repairable vacuum pump with 360° gauge rotation for improved visibility.
 - Pumps up to 1 cubic inch (16cc) per stroke.
 - Develops and maintains up to 25" of Mercury vacuum.
- 4-1/2 oz. Reservoir jar with fluid transfer and storage lid.
- Two – 2 ft. long, 1/4" ID hoses.
- Rubber cup adapter.
- Two universal bleed screw adapters.
- Vacuum "T" adapter.
- Automotive test and bleed adapters.
- User manual (English, Spanish, French).



4491

Mechanic's Stethoscope

- Quick and accurate way to locate vehicle noise.
- Spring diaphragm on end of hose amplifies noise.
- Includes two hose ends: long rod helps pinpoint noises in hard-to-access areas; short adapter helps locate noise in a broader area of the vehicle.



6522

EVAP – Leak Detection System

- Vacuum Leak Testing
- Exhaust Leaks
- Crankcase Oil
- Cooling System Testing
- Wind and Water Leaks
- 1-Year Warranty

LeakTamer is the latest generation of leak detection systems, providing more smoke and better control. Solid-state circuitry improves reliability and ensures more consistent smoke output. A wide assortment of accessories make the LeakTamer versatile tools for quickly locating different kinds of leaks.

LeakTamer Evap offers:

- Densest smoke in the industry.
- Newly redesigned smoke chamber and control system.
- More complete line of accessories.
- User refillable.
- Includes smoke producing solution for 500 tests.
- Non-toxic, non-corrosive smoke.

Product Features:

- OEM approved technology
 - Contains STAR Technology; the ONLY OEM-Approved smoke technology anywhere in the world
- Large full range flow meter
 - Detects Microleaks™ down to and below 0.10
 - Flow-test components with full range of flow values
- Pinpoint leaks with Smoke and dye
 - UltraTraceUV® dye deposits at exact location of a leak
 - Finds leaks that smoke alone won't find
 - Introduce to an engine before disassembly to find internal leaks
 - It's the only OEM-Approved dye solution
- Variable Smoke Flow
 - Helps pinpoint smoke exiting a leak
 - Directional knob shows exact flow position
- Compact light weight design
 - More powerful diagnostics in smaller package
- Can be used with air or nitrogen
 - Use any inert gas for safer EVAP testing and shop air for all other tests

6522 includes:

Leak Tamer unit, White/UV combination light with laser pointer, UV glasses, EVAP adapter tool, exhaust cone, cap plug adapters, removal tool, smoke producing solutions enough solution for 500 tests.



Accessory / Replacement Parts

6522-1	UltraTraceUV® (8 oz. / 236 ml) patented solution is the only Automaker-approved smoke-producing solution in the world. Contains a special dye that deposits at the exact location of a leak. Each bottle will perform approximately 300 tests. Part No. is for one bottle, two bottles included with 6522.	
6522-2	Inert Gas Pack Kit connects directly to fitting on back of LeakTamer 6522. Includes preset CO2 regulator with cylinder fitting, 20 oz. liquid CO2 cylinder, pressure gauge, universal push-on female coupler accommodates both automotive and industrial male fittings (Cylinder arrives empty) Performs approx. 25-50 full cycle EVAP tests per 20 liquid oz. cylinder.	
6522-3	Combination Light for easier smoke location and ultraviolet (UV) light, to highlight the fluorescent dye deposited at the exact location of a leak. Also has laser pointer. Includes batteries and glasses.	
6522-4	Standard Size Service Port Adapter.	
6522-5	Schrader® Removal / Installation Tool.	
6522-6	Cap Plugs Kit. Used for sealing some systems during leak testing.	
6522-7	Universal Fuel Neck Adapter fits the majority of vehicles. Allows access to fuel tank for evaporative system testing.	
6522-8	BMW and MINI Fuel Neck Adapter. Allows access to fuel tank for evaporative system testing.	
6522-9	Smoke Diffuser locates leaks around doors, windows, sunroofs, trunk compartment seals, EV vehicles' battery modules, or any closed system that can be pressurized from the inside and observe the smoke disturbance from the outside.	
6522-10	Cone Adapter (standard) for introducing smoke into induction or exhaust system. 1" x 3.5" & 6" long (25.4 mm x 89 mm x 152 mm).	
6522-11	Cone Adapter (Large) for introducing smoke into induction or exhaust system. 3.5" x 6" & 4.6" long (89 mm x 152 mm x 144 mm).	
6522-12	Replacement Dipstick (for 6522).	
6522-13	Replacement smoke supply hose and nozzle	
6522-14	Nozzle	
6522-15	Flow meter red pointer flag. For easy viewing of flow meter measurements.	

3363

Inductive Timing Light

Professional inductive timing light designed for standard base timing.

Unique features

- On/off touch control standard features.
- All metal inductive pickup.
- Reflected, super bright xenon flash.
- Removable leads with positive twist-lock connector.
- One touch control.
- Durable, plated ABS housing with over-molded grips.
- Heat resistant over-molding on clips.
- Blow-molded case.



3365

Advance Timing Light

Professional advance timing light allows accurate adjustment of base and advance timing reading.

Unique features

- Adjustable knob measures centrifugal, vacuum, and computer advance.
- On/off touch control.

Standard features

- All metal inductive pickup.
- Reflected, super bright xenon flash.
- Removable leads with positive twist lock connector.
- One touch control.
- Durable, plated ABS housing with over-molded grips.
- Heat resistant over-molding on clips.
- Blow-molded case.



3363



3365



3367

3367

Digital Timing Light

Professional digital timing light has advanced features with a bright LED screen and mode indicator lights.

Unique features

- Microprocessor-controlled circuitry.
- LED tachometer display reads 0-9999 rpm.
- LED advance display indicates to 1/10.
- Unique flashlight feature.
- 2/4 cycle and rpm/advance lights.
- Up and down scroll buttons.

Standard features

- All metal inductive pickup.
- Reflected, super bright xenon flash.
- Removable leads with positive twist lock connector.
- One touch control.
- Durable, plated ABS housing with over-molded grips.
- Heat resistant over-molding on clips.
- Blow-molded case

Timing Light Comparison - Functions/Features	3363	3365	3367
Conventional, electronic, computer controlled ignition systems	•	•	•
DIS and 2-cycle systems	•		•
On/off touch control	•	•	
Adjustable advance		•	•
Digital LED readout tach and advance			•
2- to 4-cycle & rpm/advance mode lights			•
2- to 4-cycle selector button			•
Flashlight feature button			•
RPM to advance selector button			•
Up or down scroll buttons			•



3665

Phototach

- No. 3665 phototach can be used as a contact as well as a non-contact tachometer.
- Four styles of contact adapter tips clip easily to the top of the phototach.
- Infrared technology makes the phototach accurate, convenient, and easy to use.
- Infrared beam not affected by ambient light.
- Non-contact design results in (zero) torque loss for true precision.
- Phototach is equipped with a laser pointer for accurate targeting.
- Reflective tape placed on a revolving object can be measured at distances from 2" to 20".
- Wide measuring range and high resolution, 2.5 to 99,999 rpm with a large 5-digit display, autoranging, min/max memory storage, and low-battery indicator.



3660

3665

Phototach contact/non-contact.

3660

Phototach non-contact only.

4510

Hose Pinch Off Pliers Set, 3 Piece

- Shuts off flow through vacuum lines, fuel lines, coolant lines, etc.
- Cocking ratchet mechanism holds pivoting jaws tightly in place. Heavy-duty swivel jaws pivot to assure parallel pinching.
- Available separately:



4510-8

8" tool for small hoses and tight areas.

4510-10

10" tool for radiator and vacuum lines.

4510-12

12" tool for radiator and vacuum lines.

4522

Vacuum Hose and Fuel Line Removal Tool

- Designed to remove vacuum hose or fuel lines (3/16" to 1/2") from fittings or tubing.
- Simply place the black jaw on the fitting or tubing – the jaw will grip the material. Then use the silver jaw to push the vacuum hose or fuel line off the fitting or tube.





4509
Straight-Blade Hose Cutter

- Cuts rubber hoses ranging from 1/4" to 1-1/2".
- Simply place hose in tool and squeeze handle to cut.
- Replacement steel cutter blade No. 4509-1 is available.

4509-1 – Replacement hose cutter blade



4411
Ratcheting Hose & PVC Cutter (Standard)

- Cuts hose and PVC up to 1-3/8" dia.
- Features metal frame and ergonomic handles for high leverage.
- Compound ratcheting action provides maximum cutting power.
- Will also cut cable and wires.



4412
Ratcheting Hose & PVC Cutter (Heavy Duty)

- Cuts hose and PVC up to 1-3/4" dia.
- Features metal frame and rubber padded ergonomic handles for high leverage and comfort.
- Compound ratcheting action provides maximum cutting power.
- Will also cut cable and wires.



4550
Scraper Set

Scrapers feature polished, heat-treated, stiff, stainless steel blades. Handles are ergonomic two-component plastic and feature a non-slip grip and steel bolstered end.

- Packaged in a storage tray. Includes: 1-1/4" straight blade, 1-1/4" bent blade, and 2" straight blade.



6500
Flexihead O2 Sensor Wrench

- Flexible head design assists in the removal of stubborn O2 sensors that are 7/8" in diameter, a common size to most vehicles.
- Features allow extensions or wrenches to apply force in tight areas, even on seized components.
- Pivots to allow more angles of placement.



7807
Heated Oxygen Sensor Socket

We put a slot in the side of this wrench to accommodate connectors on heated oxygen sensors, which usually won't fit in standard sensor wrenches. The extended and reinforced body removes the most stubborn sensors without rounding them off.

- Features 1/2" double square drive, 7/8" hex.



7189
Oxygen Sensor Socket

- Designed to easily remove an oxygen sensor.
- Heat-treated cast steel.
- 7/8" hex, 1/2" square drive (double square for easy access).

Similar to Ford No. T79P-9472-A




6931
Oxygen Sensor Socket

- Works on all domestic and imported vehicles with oxygen sensors.
- Slot in socket's side allows wire clearance.
- Outside rib provides added strength, yet does not restrict access to sensors.
- 1/2" square drive, 1" male hex drive on top, 7/8" six-point opening, 3-7/8" long



7677
Exhaust Hanger Pliers

Many cars and trucks have rubber blocks supporting their exhaust system hanger brackets. These pliers will enable you to quickly and easily remove those push-through brackets from their hangers. These pliers feature a two-position slip joint for use on many sizes of hanger blocks.



4673
7-Piece Sensor Socket Set

Includes:

- 4673-1** – 29 mm Vacuum Switch and O2 Socket, 1/2" drive.
- 4673-2** – 7/8" Vacuum Switch and O2 Socket (wide slot), 3/8" drive.
- 4673-3** – 27 mm Thermal Sensor Switch, 1/2" drive.
- 4673-4** – 7/8" Vacuum Switch and O2 Socket (narrow slot), 3/8" drive.
- 4673-5** – 1-1/16" & 1" Oil Pressure Sending Unit Socket, 3/8" drive.
- 4673-6** – 7/8" O2 Sensor Socket, offset 1/2" drive.
- 4673-7** – 7/8" O2 Sensor Socket (low profile), offset 3/8" drive.



4437
8-Piece Sensor Socket Set

Includes:

- 4673-1** – 29 mm Vacuum Switch and O2 Socket, 1/2" drive.
- 4673-2** – 7/8" Vacuum Switch and O2 Socket (wide slot), 3/8" drive.
- 4673-3** – 27 mm Thermal Sensor Switch, 1/2" drive.
- 4673-4** – 7/8" Vacuum Switch and O2 Socket (narrow slot), 3/8" drive.
- 4673-5** – 1-1/16" & 1" Oil Pressure Sending Unit Socket, 3/8" drive.
- 4673-6** – 7/8" O2 Sensor Socket, offset 1/2" drive.
- 4673-7** – 7/8" O2 Sensor Socket (low profile), offset 3/8" drive.
- 4437-8** – 1-1/16" and 1" Oil Pressure Socket (short access), 3/8" drive



7215
Exhaust Back Pressure Gauge

Quickly read back pressure to determine the amount of restriction in an exhaust system. This gauge accurately measures through the oxygen sensor hole. Its large dial clearly shows pressure from 0–8 psi. The system has a stainless steel braided tube to withstand high-heat conditions.

- Includes a universal adapter for vehicles with thermactor systems.
- Works on domestic and imported vehicles.

Fuel

- Fuel Injections Service Kits and Clean Fluid 20 –21
- Fuel Pressure Testers, Line Fluid Stopper Kit, Fuel line Fittings 22
- Full-Coverage Disconnect Tool Set 23
- Fuel Service Disconnect Tools and Noid Lite/ IAC Test Kits 24
- Ford 6.0L Service Tools 25
- Fuel Pump Wrenches, Water Sensor Wrench Gasoline Quality Testing Kit 26
- Diesel Fuel Injection Test Kits 27
- Hose & PVC Cutters, Tubing Bender and Tubing Cutters 28

Oil

- Drain Plug Pro 29
- Oil Filter Sockets, Oil line Disconnect Tools and Stoppers 30 – 32
- Oil Light Reset Tool..... 33
- Oil Transfer Tankers, Fluid Evacuation / Brake Bleeding 33
- Oil Filter Crushers 34

Coolant

- Coolant Exchange Unit 35
- Hose Clamps, Cutters, Disconnect Tools 36 – 37

Lubricant Service

- Grease Guns & Accessories 38





4480
Basic Fuel Injection Service Kit

- Performs running, residual, rail and flow rate pressure tests.
- Kit includes adapters, hoses and fittings to test fuel injection systems.
- Kit includes two popular adapters for import vehicles as well as the GM TBI adapter.
- Professional dual scale gauge reads 0-100 PSI and 0-700 kPa with relief valve, fuel discharge hose and rubber boot.
- Packaged in blow molded carrying case.



6550
Master Fuel Injection Kit

- Test fuel injection systems on most GMs, including GM TBI, Ford, Chrysler, and Jeep vehicles. Also works on imports, including CIS and CISE fuel systems. With this kit you can diagnose fuel-related problems, such as a weak fuel pump or restricted fuel filter, and perform leak-down tests.
- Kit includes 0-100 PSI fuel pressure gauge and 35 of the popular OTC fuel injection adapters, each equipped with a quick-connect Schrader valve for safety. Replacement seal kit also included.



6550PRO
Pro Master Fuel Injection Service Kit

- Perform fuel pressure testing, diagnose weak fuel pumps or restricted filters, test for fuel flow and perform leak-down tests. Use to clean injectors and intake systems. Kit includes:
- 0 – 100 PSI Fuel Pressure Gauge.
 - 47 OTC fuel injection system adapters each with a quick connect Schrader Valve.
 - '97 – '08 Fuel Injection Service Application Manual.
 - Replacement Seal Kit.



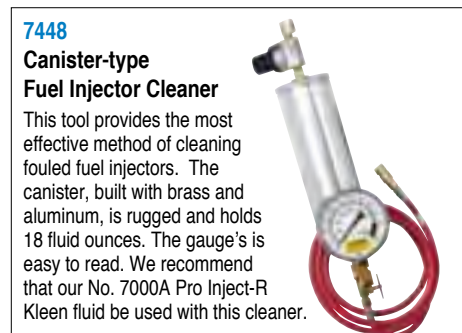
6550UPD
Professional Fuel Injection Update Kit

- Upgrades existing 6550 Master Fuel Injection Service Kit into the 6550PRO. Kit includes:
- 12 OTC fuel injection system adapters each with a quick connect Schrader Valve.
 - 1997 – 2008 Fuel Injection Service Application Manual.



6550MAN-08
Pro Fuel Injection Application Manual

- Over 200 pages of valuable fuel system service information for professional technicians. English, Spanish and French translations for:
- Safety Precautions.
 - Fuel System Identification.
 - Adapter & Tool Identification.
 - General Operation instructions PLUS 1997 to 2008 Make/Model/Year Data points for:
 - Fuel Pressure specifications.
 - Fuel Pump Disabling Location and Procedure.
 - OTC adapter reference.
 - Adapter "break-in" location.



7448
Canister-type Fuel Injector Cleaner

- This tool provides the most effective method of cleaning fouled fuel injectors. The canister, built with brass and aluminum, is rugged and holds 18 fluid ounces. The gauge's is easy to read. We recommend that our No. 7000A Pro Inject-R Kleen fluid be used with this cleaner.
- Works with all OTC fuel injection system adapters.

Tool No.	Description
313575	Pressure gauge
213299	Air regulator
213209-PK10	O-ring (10 pack)
206878	Coupler socket
306905	Hose

7649
Fuel Injector Cleaning Kit


Clogged fuel injectors cause sluggish engine performance, poor fuel economy, and a rough idle. You can easily correct such problems with this injector cleaning kit. It works on a wide range of engines, both domestic and imported. Using our Pro Inject-R Kleen fluid, you can effectively clean injectors, restore their spray patterns, and prevent recurring deposits. The kit also enables you to do low- and high-pressure fuel system tests. It will also work with your shop's pressurized air supply for more powerful cleaning without expensive propellants.

Removes carbon from intake and combustion systems when used with fitting No. 7666 available separately.

- Includes canister, gauge, hose, fittings, operating instructions.



7666



Tool No.	Description
518499	Spring lock coupling adapter
518495	EFI quick-disconnect fitting (.307-32 internal; Ford)
518480	Pressure adapter TBI (5/16" and 3/8")
549578	Quick-disconnect 90° elbow fitting (7/16"-20 internal)
528769	Banjo fitting (M8 internal banjo)
314651	Banjo fitting (M10 internal banjo)
528766	Banjo fitting (M12 internal banjo)
47955	Fuel injector cleaner (canister)



7000A
Pro Inject-R Kleen Fluid

Clean fuel injectors mean cleaner running, more efficient engines – and lower emissions. This fluid restores injectors' original spray pattern, helps prevent recurring problems, and reduces intake and port deposits.

- No mixing; use right from the can.
- Pro Inject-R Kleen fluid. Case of 12 16-oz. cans.

7000A-1
Pro Inject-R Kleen Fluid

- Single can.



Contents of Sets: ● 6550PRO ● 6550 ● 6550UPD (also sold individually)

	518483	● ●	Hi-Pressure Gauge 3-1/2", 0-100 psi (0-7 BAR) with quick disconnect, protective gauge boot, and hanger		518536	● ●	M8 x 1.0 External O-ring Adapter (CIS)
	518530	● ●	Gauge Hose Assembly with Relief Valve		518488	● ●	M8 x 1.0 External O-ring Adapter (CIS) (Long)
	518356	● ●	CIS/TBI Hose Assembly with Shutoff Valve		518484	● ●	M10 X 1.0 Internal O-ring Adapter (CIS)
	518477	● ●	Seal Kit		518489	● ●	M10 x 1.0 External O-ring Adapter (CIS)
	518480	● ●	Double Ended Hose Adapter; 5/16", 3/8"		518486	● ●	M12 x 1.5 Internal Swivel Adapter (CIS)
	518478	● ●	Single End Hose Adapter; 1/4", 5/16", 3/8"		518498	● ●	M14 x 1.5 External & Internal Swivel Adapter
	518495	● ●	Schrader Fitting, .308x32 thread (Ford EFI) Ford MPI Adapter		518497	● ●	1/4" BSPT External & Internal Swivel Adapter
	518542	● ●	Schrader Fitting, 7/16"-20 thread (Chrysler, Jeep & GM)"		518496	● ●	M16 x 1.5 External & Internal Swivel Adapter
	518476	● ●	5/16" T-Fitting Hair Pin Adapter (Ford)		549598	● ●	M14 x 1.5 Inverted Flare Adapter
	518527	● ●	3/8" T-Fitting Hair Pin Adapter (Chrysler, Jeep, & GM)"		549596	● ●	M12 x 1.0 Honda Pulse Damper Adapter
	518534	● ●	5/8"-18 External Flare with Schrader Adapter		549597	● ●	Fuel Pressure Test Adapter, Studed Rail Style (ø.625/16 mm)
	518535	● ●	5/8"-18 Internal Flare with Schrader Adapter		567840	● ●	1/4" T-Fitting Hair Pin Adapter (Honda)
	518481	● ●	16mm x 1.5 External O-ring Adapter		549578	● ●	Schrader Fitting, 7/16"-20 Internal 90 Degree Elbow
	518472	● ●	16mm x 1.5 Internal O-ring Adapter		549579	● ●	Schrader Fitting, .308x32 Internal 90 Degree Elbow (Ford)
	518473	● ●	14mm x 1.5 External O-ring Adapter		528770	● ●	Fuel Pressure Test Adapter (ø.430/11 mm)
	518474	● ●	14 mm x 1.5 Internal O-ring Adapter		528771	● ●	Fuel Pressure Test Adapter (ø.580/15 mm)
	518482	● ●	14 mm x 1.5 External O-ring Plug		528772	● ●	Fuel Pressure Test Adapter (ø.625/16 mm)
	518487	● ●	16 mm x 1.5 In-Line Adapter (GM TBI)		528767	● ●	M8 x 1.0 External Double Banjo EFI Pressure Test Adapter
	518499	● ●	Ford Spring Lock Coupling Adapter		528768	● ●	M12 x 1.25 External Double Banjo EFI Pressure Test Adapter
	518490	● ●	M6 x 1.0 External O-ring Adapter		528769	● ●	M8 Internal Banjo Fitting
	518491	● ●	M8 x 1.0 External Banjo Adapter		528766	● ●	M12 Internal Banjo Fitting
	518492	● ●	M10 x 1.0 External Banjo Adapter		7666	● ●	Decarbonizing Adapter
	518493	● ●	M12 x 1.5 External Banjo Adapter				
	518494	● ●	M12 x 1.25 External Banjo Adapter				
	518501	● ●	M14 x 1.50 External Banjo Adapter				
	518485	● ●	M8 x 1.0 Internal O-ring Adapter (CIS)				

7797

Fuel Injection Diagnostic Set

Quickly and accurately diagnose fuel pressure problems on Chrysler, Ford, GM, or Jeep engines that have multi-port fuel injection systems. You can also bleed air from the system with the bleed valve. No. 7211 gauge assembly allows technicians to check fuel pressure and fuel volume.

Set Includes:

- 518487 – GM TBI fuel pressure adapter
- 549578 – Quick-disconnect 90° elbow fitting
- 518495 – Ford EFI quick-disconnect fitting
- 211398 – Pressure hose
- 206878 – Coupler
- 19088 – O-ring

7635A

Basic fuel injection diagnostic set. (Same as No. 7797, but does not include 518437 GM TBI adapter.)



7797




7635A



7628

GM Fuel Line Fitting Set (5/16")

- Fits GM vehicles with 5/16" fuel lines.
- Will work on low or high pressure TBI systems.
- Quick, easy, safe. Eliminates makeshift connections that can damage plastic fuel lines or the special connector.
- Use when checking fuel pressure or when cleaning injectors.



7629

GM Fuel Line Fitting Set (3/8")

- Fits GM vehicles with 3/8" fuel lines.
- Will work on low or high pressure TBI systems.
- Quick, easy, safe. Eliminates makeshift connections that can damage plastic fuel lines or the special connector.
- Use when checking fuel pressure or when cleaning injectors.



7211

Gauge and Hose Assembly

This gauge is designed to work with any of our fittings for testing fuel injection systems. It features a sturdy 3-1/2" dial that reads 0–100 psi. It also has a built-in (100–150 psi) retard to prevent excess pressure damage. The assembly's disconnect fitting has a check valve to lessen chance of fuel spray.

- Includes 6-ft. bleed hose and 30" pressure hose.
- Bleed valve eliminates air from injection system and can be used to reduce pressure when disconnecting hoses
- Bleed valve also allows gauge assembly to be used to check fuel pump volume.

306905 – Optional pressure hose, 70" long.



5630

Fuel Pressure Tester Kit

Quickly and easily locate any malfunctioning fuel system component, including fuel filters, pressure regulators, fuel lines, and fuel pumps without removing it from the vehicle.

Features and benefits:

- Large, easy-to-read 0–100 psi scale, 0–700 kPa.
- Solid brass fittings.
- Pressure relief valve for safe, clean testing.



7631

Fuel return line plug (5/16")



7433

Fuel return line plug (3/8")



7342

Quick coupler adapter



528776

Ford EFI adapter



528773

O-ring and washer set for European



528774

O-ring and washer set for Asian



6703

Line Fluid Stopper Kit

Stop messy fluid leaks and prevent contamination during service.

- Kit seals all types of rubber and steel line found on fuel, brakes, AC, power steering and transmission system.
- Includes two banjo style fitting stoppers, two steel line stoppers, six line plugs, a line disconnect tool, and a long reach line pinch-off tool for hard-to-reach hoses.

6703-1 – Banjo Line Fluid Stoppers, 2 pk.

6703-2 – Steel Line Fluid Stoppers, 2 pk.

6703-3 – Line Plug Fluid Stoppers, 6 pk.

5613

Vacuum/Pressure Gauge Kit

• Ideal for testing vacuum lines and components. Accurately tests low-pressure fuel systems. Quickly diagnose internal engine problems such as bad rings, valves and leaking head gaskets. Kit comes complete with adapter for most applications. Pin point hard to find problems such as cracked lines.

- Large 3-1/2" gauge features a chrome bezel and rugged protective outer boot.
- Dual purpose gauge reads vacuum and pressure.
- Dual scale gauge reads 0-30 in. Hg vac and 0-70 cm Hg, also reads 0-15 psi and 0-100 kPa.



6508



Full-Coverage Disconnect Tool Set

If you're working on Chrysler, Ford, or General Motors vehicles, this set can make your job easier. The tools are designed for heater hoses, transmission oil coolers, air conditioning and fuel lines. They're approved by vehicle manufacturers and will not damage the fittings being disconnected. Tool Nos. 518092, 518896, 518897, 518898, 518899, 518900, and 518901 are spring-loaded in the closed position to deflect any spray that occurs when lines are disconnected.



6508

	440384	GM hydraulic clutch line disconnect tool.
	7937	GM transmission oil cooler line.
	501153	Toyota A/C tool.
	511410	3/8" & 5/16" Fuel line disconnect tool.
	511413	3/8" & 1/2" Fuel line disconnect tool.
	518902	Heater hose disconnect tool.
	519158	Fuel line disconnect tool set.
	518582	Fuel line disconnect tool. (Gold, 5/16")
	518583	Fuel line disconnect tool. (Red, 3/8")
	518584	Fuel line disconnect tool. (Black, 1/4")
	518896	Fuel line disconnect tool. (Yellow, 3/8")
	518897	A/C spring lock coupling tool (Black, 5/8")
	518898	A/C spring lock coupling tool. (Blue, 1/2")
	518899	Fuel line disconnect tool. (Green, 1/2")
	518900	A/C spring lock coupling tool. (Red, 3/8")
	518901	A/C spring lock coupling tool. (White, 3/4")

	519067	5/16" Fuel line disconnect tool.
	519068	3/8" Fuel line disconnect tool.
	519151	Quick disconnect tool.
	519152	Oil cooler line disconnect tool.
	519153	Clutch coupling tool.
	519154	Fuel line coupling tool.
	519155	Chrysler fuel line disconnect tool.
	519156	Ford heater hose disconnect tool.
	519157	GM heater line quick connect separator.
	519159	Transmission oil line tool.



6517 Disconnect Tool Set

Designed for A/C lines, fuel lines, and transmission cooler lines.

- Contains 3/8", 1/2", 5/8", and 3/4" spring lock disconnect tools for A/C lines on Ford cars and trucks, Chrysler and Jeep vehicles.
- Contains the 3/8" and 1/2" fuel line disconnect tool for Ford vehicles.
- Contains the 5/16" and 3/8" fuel line disconnect tools for GM and Chrysler vehicles.
- Contains the transmission oil cooler line disconnect tool used on many GM and Ford vehicles.



7363 Fuel Line Disconnect Tool Set

- This set works on quick connect fuel lines on Ford, GM, and Chrysler, and on the spring lock fuel line couplings on Ford's popular PFI system.
- Won't damage fuel line or fuel line connectors.
- Used on 5/16", 3/8", and 1/2" fuel lines.
- Two large tools are spring loaded, durable, and completely enclose the hose, which helps deflect any spray.



7337 Ford Fuel Line Disconnect Tool Set

These tools will easily disconnect the spring lock couplings of fuel lines on Ford's throttle body and port fuel injection systems. The tools are spring-loaded and durable, and they enclose the line to help deflect spray.

- Includes 518896 (3/8" yellow) and 518899 (1/2" green) disconnect tools.



7361 Fuel Line Disconnect Tool Set

These two disconnect tools are designed to fit quick-connect fuel line fasteners. They'll work on Chrysler, Ford, or GM vehicles, and separate fuel lines without damaging the connectors.

- Includes 519067 (5/16" gray) and 519068 (3/8" blue) disconnect tools.

Similar to Ford No. 310-S039 (T90T-9550-S)

3050E



Noid Lite/IAC Test Kit

Noid Lites are a proven test device to quickly determine if the electrical signal is present at the fuel injector.

- Just plug in and turn over the engine; flashing noid indicates good signal.
- Expanded set of eight Noid Lites cover: GM PFI, Ford TBI, Geo TBI, Bosch PFI, GM TBI, GM SCPI, and now new applications of Bosch 2 and Multec 2.
- Kit comes in molded plastic case and includes a harness extension that allows for convenient remote viewing from the driver's seat.

3054E



Tool No.	Description	3050E	3054E
7187	GM TBI Noid Lite	X	X
7188	Bosch PFI Noid Lite	X	X
7601	Ford TBI Noid Lite	X	X
6023	GM Multec 2 Noid Lite	X	X
7602	GM PFI Noid Lite	X	X
7608	Geo TBI Noid Lite	X	X
7828	GM SCPI Noid Lite	X	X
6266	Bosch 2 Noid Lite	X	X
6260	Fiber optic Noid Lite extension	X	X
3052S	'82 and newer GM TBI/PFI IAC tester with square 4-pin connector		X
3053S	'87 and newer Model 700 TBI/PFI with flat 4-pin connector.		X

6603

GM Fuel Line Disconnect Tool

Applications: 2002–newer Tahoe and light-duty trucks with the 5.3L V8 engine.

- This is a required tool to remove the fuel line from the fuel filter.


Similar to Kent-Moore No. J-46363.



4494

Fuel and Air Conditioning Line Release Tool

- This spring-lock coupling release tool easily separates fittings on fuel and air conditioning lines.
- Tool sizes are 3/4", 5/8", 1/2", and 3/8".



519154

Ford Fuel Line Disconnect Tool Set

Here's the best tool for easy, frustration-free fuel line separation. As you put the tool on the fuel line coupling, its fingers depress the retaining collar to release the fuel line, preventing component damage.

- Works on 1990 to 1995 Ford Ranger and Explorer models fitted with 4.0L, 6-cylinder engines.



6511

GM & Dodge Transmission Cooler Line Disconnect Tool

Designed for removing the cooler line from the radiator to transmission on 1995 and newer GM and Dodge pickups with automatic transmissions.

- Tool encloses the quick connect fittings and releases the locking fingers on the line. It works on both 3/8" and 1/2" lines.



Similar to Miller No. 8218



4506

Rubber Line Clamp Set

- Set of two clamps. Used to quickly shut off flow from vacuum, brake, and fuel lines.
- Enables you to clamp and hold hose without damage.



4495

A/C and Fuel Line Disconnect Set

- Used to remove A/C and fuel line quick-disconnect fittings from hard-to-reach areas.
- Six sizes (5/16", 3/8", 1/2", 5/8", 3/4", and 7/8") available to work on many import/domestic vehicles.




Similar to Ford No. 303-765 and 303-766

6763

Ford 6.0L Diesel High Pressure Fuel Rail Adapters

This pair of High Pressure Fuel Rail Adapters is required to connect to the vehicle's fuel line. The fuel line connection changed in 2004 – so the two adapters give you the capability to address either platform for pressure testing.



Similar to Ford No. 303-1115

6766

Ford 6.0L Diesel Terminal Release Tool

This Terminal Release Tool is required for removal of the vehicle's injector wiring harness without causing damage to the component.



Similar to Ford No. 303-1114

6768

Ford 6.0L Glow Plug Release Tool

Safely remove and install the glow plug harness on 2004-2009 Ford 6.0L Diesel engines.



6764

Ford 6.0L Diesel IPR Controller

When a hard start or no start condition exists, the 6764 allows a technician to close the Injector Pressure Regulator in order to determine if proper injector control pressure is achieved and sustained for the starting process.

- Tactile On/Off switch with LED confirming power to the tool and signal to the Injector Pressure Regulator.
- Permits a quick initial diagnosis of the pressure regulator when a hard start-no start situation exists.
- Used in conjunction with any scan tool capable of reading fuel pressure on 6.0L Ford Diesel.




6760

FORD 6.0L & 7.3L Fuel Filter Wrench

Designed to remove and install the fuel filters on the Ford 6.0L & 7.3L Power Stroke diesel engines as well as International / Navistar diesel engines.

- Low profile design for easy access in tight areas.
- Reversible Six lug design provides the convenience of two sizes in one tool.
- Light weight low profile for strength and durability.
- 3/8" drive allows the wrench to be used with a variety of drive tools.



6752

Similar to Ford No. 303-D113



6753

Similar to Ford No. 303-D115

Designed for the diesel truck market, this tool will work for just about any injector you need to remove for service or replacement.

6752

Fuel Injector Storage Rack with Protective Cups

Compartment are marked to help keep the injectors organized by the cylinder they came from in order to keep the injector calibration in sync with the vehicles ECM.

6753

Protector Cups.

A set of eight replacement cups for 6752 Fuel injector storage rack.



Similar to Ford No. 303-769 and 303-1112

6765

Ford 6.0L Diesel Injector Pressure Regulator Socket

This Injector Pressure Regulator Socket actually combines two OE tools into one. The socket changed in 2005 – so the socket give you the capability to address either platform.

6594

Ford Oil Line Disconnect Tool

- Use to disconnect the high-pressure oil rail supply line from the fuel rail when removing fuel injectors.
- Works on the 6.0: diesel engine found in 2003–2009 F-250, F-350, F-450, F-550 trucks, Excursions and Ford vans.



Similar to Ford No. 303-755



Similar to Ford No. 303-491 No. 303-492

6067

Ford Injector Remover / Installer Kit

- Removes and installs injectors without damaging the injector or cylinder head.

Application: 1994–2003 Ford 3/4- and 1-ton trucks, Super Duty trucks, and vans with 7.3L direct-injected turbocharged (DIT) diesel engine.



For product videos visit otctools.com YouTube





7998

Chrysler Fuel Pump Module Spanner Wrench

Removes and installs the fuel pump retaining ring that holds the fuel pump module onto the gas tank. Works on most 1994–2005 Chrysler vehicles, and 1995–2004 Jeep vehicles.

Similar to Miller No. 6856.




6599

Fuel Tank Lock Ring Wrench

Universal design allows tool to fit fuel tank lock rings on Ford, Chrysler, and GM vehicles with gas engines.

- Works on: 2004–newer Ford F-150 trucks; 2004–newer Chrysler / Dodge minivans, PT Cruiser, Dakota, and Durango; 2004–newer Chevy 1/2-ton and 3/4-ton trucks; and 2005–newer Jeep vehicles.
- Tool easily removes and installs lock ring on the fuel tank when servicing the fuel pump or fuel sending unit.
- Used with a 1/2" drive ratchet or breaker bar.



7667

GM Computer-Controlled Carburetor Tools

These tools are designed to adjust settings on computer controlled Rochester, DualJet, QuadraJet, and VaraJet carburetors on carbureted GM engines.

Applications:

- **2 mm double-D** – VaraJet lean authority screw and idle air bleed; and DualJet and QuadraJet mixture control adjusting screw.
- **2.5 mm hex** – DualJet and QuadraJet TPS adjusting screw.
- **7 mm double-D** – DualJet and QuadraJet main metering jets.
- **10 mm double-D** – DualJet and QuadraJet mixture control solenoid-rich screw.

7460

Diesel Fuel Line Wrenches

Fuel line nuts are often hard to reach, but this unique 3/8" square-drive tool solve that problem.

You can loosen or tighten fuel lines at the fuel injector nozzle or fuel injection pump without damaging the nut.

- Fuel line wrench, 2.6" long. For International 6.9L and 7.3L diesel engines. Fits 5/8" hex nut.



Similar to Ford 303-230



7148

Propane Enrichment Kit

- Ensures a correct idle mixture and compliance with emission standards.
- Works on domestic or imported vehicles.
- Uses standard 14-oz. propane cartridge.

Similar to Ford No. 310-003 (T75L-9600-A).



7670

Gasoline Quality Testing Kit

This unique kit helps reduce troubleshooting time by verifying if fuel quality is affecting performance, thereby ruling out other causes. Fuel quality is especially critical to today's sophisticated, computer-controlled engines.

- Applies to all gasoline engines, from small engines to heavy-duty.
- Permits checking for water in the fuel tank without tank removal.
- Fuel volatility may also be tested by measuring its vapor pressure. You can also test for alcohol in the fuel, and the percentage present.



For more details visit
otctools.com



Similar to Ford No. 303-228 (T83T-9000-C)

7461

Fuel Injector Pump Rotating Tool

Maximum fuel economy requires precise injector timing. The tool securely grips the front of the fuel injection pump so you can rotate it while fine-tuning the system.

- Works on Stanadyne rotary fuel pumps found on International's 6.9 and 7.3 liter engines.



6914

6915

Davco Diesel Filter Wrenches

- Found on Caterpillar, Cummins, Detroit Diesel, International, Mack, Mercedes-Benz, Volvo and other engines.
- Durable steel construction.
- Precise, laser-cut angles.
- Opens vent cap also.
- Soft, ergonomic handle.

6914 – Fits Davco Diesel filter models, 232-233-234.

6915 – Fits Davco Fuel filters 382 & 384.



6916

Duramax Water Sensor Wrench

- Used to remove and install the water sensor on the fuel filter.
- Works on 2001 and Newer 6.6L Duramax Diesel found in Chevrolet and GMC Trucks and Vans.
- 3/8" square drive hole.



7454

Fuel Injector Nozzle Puller

- Pulls fuel injection nozzles on Ford 6.9L/7.3L and Navistar DT466/9L diesel engines.
- Slide hammer action gives an even, straight pull on the nozzle for fast, easy removal.
- Puller nut screws onto injector nozzle inlet port.



Similar to Miller No. 8318

6069

Cummins Diesel Fuel Injector Remover Kit

Kit contains a fuel injector connector tube remover and fuel injector puller. The fuel injector connector tube must be removed before removal of the injector, or both will be damaged.

Application: 1998-1/2–2002 Dodge pickups and vans with 5.9L 24-valve Cummins diesel turbo engine.



5060

Detroit Diesel Injector Socket


Used on GM 6.2L and 6.5L engines. This 30 mm socket ensures proper fit during nozzle removal and installation. The 3/8" square drive and 7/8" hex permit easy access in tight quarters, and prevent damage to nozzle and related components.



3674

Diesel Fuel Pressure Tester

- Simple one wire connectivity to the fuel pressure sensor signal wire. Designed for diesel engines that have a fuel pressure sensor reading used by vehicle computer.
- Displays pressure in PSI or BAR.
- Range 0-22,000 PSI (0-1500 BAR).
- Read diesel fuel pressure in vehicle.
- No fittings required.
- Readings alternate between current and max pressure.



Similar to Kent-Moore J-41089

Similar to Kent-Moore J-41711

6087

GM Injection Pump Wrench Set

- Use to loosen or tighten injection pump retaining bolts whenever pump timing adjustment or pump service is required. Services 1996–1999 GM full-size 2- and 4-wheel drive trucks, vans, and Suburbans with 6.5L diesel engine.
- Two specially bent wrenches are needed, due to the location of the throttle, cruise control, T.V. cable bracket, cooling system crossover pipe and bracket, and the thermostat housing on vans and pickups.
- Wrenches are 15 mm, 12-point, double box-end type.



3490

Multi-Application Digital Pressure and Temperature Analyzer

Combining the functions of vacuum, oil pressure, hydraulic system pressure, fuel pressure, transmission pressure, compression, and air conditioning—all in one!

Deluxe digital pressure/temperature analyzer with four pressure input receptacles and protective boot. Set includes (500 psi) transducer, 12' cable, 8-1/2" hose, bead-type temperature probe, assorted fittings, plastic storage case, instruction manual.

Accessory:

- 3491-01** – 500 psi transducer.
- 3491-11** – 6' cable.
- 3491-12** – 12' cable.
- 3491-13** – 20' cable.



3398

Fuel Injection Pulse Tester

Fuel injector testing requires precision equipment. This vehicle powered tool fills that requirement. It enables you to check cylinder balance by firing individual injectors at 1/2-second increments in three different ranges: 1 pulse of 500 milliseconds, 50 pulses of 10 milliseconds, 100 pulses of 5 milliseconds.

- Power and output lights indicate test activation.
- Includes wiring harness adapter and instructions.

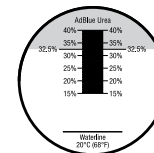


5025

OTC DEF Refractometer

SCR & EPA 2010

EPA regulations require all diesel engines manufactured on or after January 1, 2010 to meet lowered NOx emissions standards.



Scale:
0.5% line graduations
32.5% Indicated
Scale 15-40%
Waterline & 20 Deg C

- Most heavy duty engine (Class 7-8 trucks) manufacturers, have chosen to utilize SCR. This includes Detroit Diesel (DD13, DD15, and DD16 models), Cummins (ISX line), PACCAR, and Volvo/Mack.

Application:

The refractometer is a portable, precision, optical instrument used for measuring the Diesel Exhaust Fluid (DEF) concentration. When a liquid sample is placed on the prism, the light passing through it is bent. The more concentrated the liquid, the more the light will bend.

The refractometer contains a reticle, or scale, that is enlarged through the eyepiece to measure this light. The values on the scale have been established to evaluate the DEF condition.



4510
Hose Pinch Off Pliers Set, 3 Piece

- Shuts off flow through vacuum lines, fuel lines, coolant lines, etc.
- Cocking ratchet mechanism holds pivoting jaws tightly in place. Heavy-duty swivel jaws pivot to assure parallel pinching.
- Available separately:


- 4510-8**
8" tool for small hoses and tight areas.
- 4510-10**
10" tool for radiator and vacuum lines.
- 4510-12**
12" tool for radiator and vacuum lines.



4509
Straight-Blade Hose Cutter

- Cuts rubber hoses ranging from 1/4" to 1-1/2".
- Simply place hose in tool and squeeze handle to cut.
- Replacement steel cutter blade No. 4509-1 is available.

4509-1
Replacement hose cutter blade.



4723
Ear-type CV Boot Clamp Pliers

- Designed to crimp the ear-type CV boot clamps used on front-wheel drive vehicles.
- May also be used to crimp the type of clamps used on fuel and cooling system hoses.
- Ensures even, precise crimping, and eliminates possibility of damage to the clamp, boot, or hose.



4411
Ratcheting Hose & PVC Cutter (Standard)

- Cuts hose and PVC up to 1-3/8" dia.
- Features metal frame and ergonomic handles for high leverage.
- Compound ratcheting action provides maximum cutting power.
- Will also cut cable and wires.

6512
Heavy-Duty Tubing Cutter

- Works on tubing sizes 1/8" to 1-1/8" O.D. (3 mm to 29 mm).
- Easily cuts copper, brass, aluminum, and steel brake lines.
- Ream folds onto cutter body for storage.
- Extra cutting wheel stored under ream.



6514
Mini Tubing Cutter

- Works on tubing sizes 1/8" to 5/8" O.D. (3 mm to 16 mm).
- Easily cuts copper, brass, aluminum, and steel brake lines in hard-to-reach places.
- Ream folds onto cutter body for storage.
- Extra cutting wheel stored under ream.



4522
Vacuum Hose and Fuel Line Removal Tool

- Designed to remove vacuum hose or fuel lines (3/16" to 1/2") from fittings or tubing.
- Simply place the black jaw on the fitting or tubing – the jaw will grip the material. Then use the silver jaw to push the vacuum hose or fuel line off the fitting or tube.



4412
Ratcheting Hose & PVC Cutter (Heavy Duty)

- Cuts hose and PVC up to 1-3/4" dia.
- Features metal frame and rubber padded ergonomic handles for high leverage and comfort.
- Compound ratcheting action provides maximum cutting power.
- Will also cut cable and wires.



4403
Tubing Bender

- For 3/16" and 1/4" dia. tubing.
- Can bend up to 180+ degrees.
- Quick release handle to easily remove tubing from bender.
- Sturdy steel construction.




6515
3-in-1 180° Tubing Bender

- Capable of making 180° bends in copper, brass, aluminum, and steel tubing.
- Just one tool works on three sizes of tubing: 1/4", 5/16" and 3/8".



4721
CV Boot Clamp Cutter

- Designed to easily cut the CV boot clamp without damaging the boot.
- Will cut boot clamps up to 10 mm wide and .7 mm thick.
- Handles are spring loaded to the open position to allow easy access to the clamp.



4404
Tubing Bender

- For 5/16" and 3/8" dia. tubing.
- Can bend up to 180+ degrees.
- Quick release handle to easily remove tubing from bender.
- Sturdy steel construction.



8260

Hose Removal Set, 6 Piece

- Consisting of six (6) hose removal tools which consists of three (3) 10", soft-handled tools and three (3) 15", soft-handled tools, each with a hard end-cap.
- They are made of heat-treated, chrome steel with assorted tip shapes.
- Ergonomic handle design fits properly in the hand, allowing for easier holding of the tool.
- Hose removal tools can also be used on upper and lower radiator hoses, clips, washers, gaskets and other items.
- Packaged in a molded tray which can be placed in tool drawer.



6522

EVAP – Leak Detection System

- Vacuum Leak Testing
- Exhaust Leaks
- Crankcase Oil
- Cooling System Testing
- Wind and Water Leaks
- 1-Year Warranty

LeakTamer is the latest generation of leak detection systems, providing more smoke and better control. Solid-state circuitry improves reliability and ensures more consistent smoke output. A wide assortment of accessories make the LeakTamer versatile tools for quickly locating different kinds of leaks.

**5911
OTC Drain Plug Pro™**

**Hot Oil in the Pan
Not on your hand!**

- Remove oil drain plug without touching the plug or hot oil.
- No touching hot plug.
- No hot oil on hands.
- No dropping of plug in hot oil.
- No oil soaked gloves.
- Just magnetically attach DRAIN PLUG PRO to pre-loosened drain plug and rotate to remove plug.

1. Loosen drain plug with wrench.
2. Place DRAIN PLUG PRO on plug so that the tool locks on the plug hex.
3. Rotate handle to remove plug.
4. Pull plug away from oil stream.
5. Magnetic DRAIN PLUG PRO retains plug.



For product videos visit
otctools.com

YouTube



**5961HD
Heavy-Duty
Drain Plug Pro™**

- For Agricultural, Commercial, and Heavy-Duty Vehicle Applications
- Remove fluid drain plugs without touching the plug or hot fluids!
- No touching hot plugs.
- No hot fluids on hands.
- Removable attachment permits use with common 3/8" square drive sockets. Great for starting bolts in hard-to-reach places.
- Attach to pre-loosened drain plugs and rotate to remove.
- Magnetic attachment for internal 1/2" square drive drain plugs.
- Magnetic attachment for large drain plugs.




**5961
Drain Plug PRO Kit**

The original innovation meets customer feedback for the broadest application possible! The 5961 Drain Plug PRO kit from OTC utilizes:

- 1/4" square drive.
 - Mounted on a practical flexible cable.
 - A variety of attachments.
- All these components combine to give you safe removal of automotive drain plugs in any market!
- Includes:
- Standard drain plug attachment.
 - Low profile drain plug attachment.
 - 17mm hex attachment for internally driven drain plugs.
 - 5/16" bit driver attachment.
 - All are conveniently stored in socket rail fashion.



Protect your hands and arms from hot oil in any application! Save time by preventing a dropped or lost drain plug. Never fish a dropped drain plug from a pan full of hot oil again! And, you can use the 1/4" square drive with any 1/4" drive socket you already own, to start bolts in hard to reach locations. The handy 5/16" bit driver lets you start screws in hard to reach places as well.



See page 16 for complete

EVAP System



6784

Euro/GM Oil Socket Kit

Popular oil filter wrenches for the GM, BMW, Audi, and VW. High quality, 3/8" drive, forged sockets designed to last a lifetime.

3-piece oil socket kit contains:

- 27 mm socket for the Cadillac STS 3.2L V6 and the Mercedes-Benz 1.8L I4.
- 32 mm socket for the 2.2L GM Ecotec and Saabs.
- 36 mm for the BMW M52, M60, M62, M70, & M73 engines; M-B OM604, 605, & 606 engines; VW/Audi VR6 engine.



6786

Oil Filter Cartridge Set

- Fits today's oil filter cartridge style filter applications.
- Short socket style allows for proper clearance when removing the filter element.
- 24mm – Cadillac, BMW. • 27mm – Cadillac, Mercedes, Buick, Saturn, Saab, Smart, VW.
- 29mm – Dodge.
- 32mm – Saturn, Saab, various GM.
- 35/36mm – Ford, Mini Cooper, Mercedes, BMW, VW/Audi, Mack Truck.
- 38mm – small Diesel engine applications.

Similar to Kent-Moore No. J-29142.



6901

GM Oil Filter Socket

Applications: 1999–2002 Olds Intrigue and 2001–2002 Olds Aurora with 3.5L V6 engine.

- This is a required tool to remove the oil filter cap from the oil pan to access the filter cartridge.



6903

Ford / Mazda Oil Filter Socket— 75.6 mm, 14 Flutes

- Designed at 75.6 mm to fit 2.3L 4-cylinder engines.
- Works on Ford Fusion, Mercury Milan, Mazda 3, Mazda 5, and Mazda 6.



6904

Hyundai and Kia Oil Filter Socket— 88.5 mm, 15 Flutes

- Works on newer Hyundai Sonata and Santa Fe 3.3L V6 engines.
- Works on newer Hyundai Azera, Veracruz and Entourage 3.8L V6 engines.
- Works on newer Kia Amanti, Sedona and Sorrento 3.8L V6 engines.



6905

Subaru Oil Filter Socket— 66.5 mm, 14 Flutes

- Socket fits between the exhaust manifold and the oil filter for easy removal and installation of the filter.
- Works on 2003–newer Subaru vehicles having the 2.5L 4-cylinder, turbo engine.



6908

Toyota Tundra 4.7L Oil Filter Socket— 73 mm, 14 Flutes



6906

Toyota Oil Filter Socket— 65 mm, 14 Flutes Avalon

- 2005–'07 V6 3.5L (2GR-FE), 1995–2004 V6 3.0L (1MZ-FE)

Camry

- 2007 V6 3.5L (2GR-FE), 2004–'06 V6 3.3L (3MZ-FE), 1994–2006 V6 3.0L (1MZ-FE)

Camry Solara

- 2004–'07 V6 3.3L (3MZ-FE)

Highlander


- 2004–'07 V6 3.3L (3MZ-FE) — also works on the hybrid version of this engine
- 2001–'03 V6 3.0L (1MZ-FE)

RAV4

- 2006–'07 V6 3.5L (2GR-FE)

Sienna

- 2007 V6 3.5L (2GR-FE)
- 2004–'06 V6 3.3L (3MZ-FE)
- 1998–2003 V6 3.0L (1MZ-FE)



6909

Set of Five Oil Filter Sockets with Holder

Magnetic holder and 5 oil sockets includes:

- 6903 – Ford /Mazda 75.6 mm, 14 Flutes.
- 6904 – Hyundai /Kia 88.5 mm, 15 Flutes.
- 6905 – Subaru 66.5 mm, 14 Flutes.
- 6906 – Toyota Avalon/ Tundra 5.7L 65 mm, 14 Flutes.
- 6908 – Toyota Tundra 4.7L 73mm, 14 Flutes.

6910 – Magnetic holder.



4568

3-Leg Oil Filter Wrench

- Fits filters ranging from 2-1/2" to 5-1/4" (65 mm to 135 mm) in diameter.
- To turn the tool, use a 1/2" ratchet in the ratchet drive or a 13/16" wrench on the nut.
- Knurled legs provide extra gripping power.



4440

Heavy Duty 3 Leg Filter Wrench Standard

- Self gripping design for true universal fit from 3" to 4-3/4".
- Heavy duty knurled leg design for extra grip and strength.
- 1/2" square drive with 21mm hex option.



4441

Heavy Duty 3 Leg Filter Wrench Large

- Self gripping design for true universal fit from 4" to 6 1/2".
- Heavy duty knurled leg design for extra grip and strength.
- 1/2" square drive.



4582

Jointed Jaw Standard Filter Pliers

- Jointed jaws rotate 180 degrees providing access where standard pliers do not.
- Slip joint handle design provides a range from 2-1/4" to 4-3/4".
- Jaw teeth and cushioned handles provide maximum gripping power for slip free operation.



4562

Adjustable Oil Filter Pliers Set

- Forged jaws with sure-grip teeth grab the filter for easy removal.
- Slip-joint ratchet and lock mechanism allows a secure grip on filter diameters of 2-1/4" to 7" (57 mm to 178 mm).
- 4560 – Small adjustable oil filter pliers. Pliers is 13-1/2" long; fits filters ranging from 2-1/4" to 5" (57 mm to 127 mm) in diameter.
- 4561 – Large adjustable oil filter pliers. Pliers is 18" long; fits filters ranging from 3-3/4" to 7" (95 mm to 178 mm) in diameter.



4584

Jointed Jaw Large Filter Pliers

- Jointed jaws rotate 180 degrees providing access where standard pliers do not.
- Slip joint handle design provides a range from 3-1/8" to 7-1/2".
- Jaw teeth and cushioned handles provide maximum gripping power for slip free operation.



Heavy-Duty Oil Filter Wrenches

- Fit filters ranging from 4-1/8" to 5-21/32" (104 mm to 144 mm) in diameter.
- Feature a 1-1/2" wide steel band that can stand up to the high torque needed to remove filters from trucks, tractors, and other heavy equipment.
- Use with a 1/2" drive ratchet or breaker bar.
- 4555 – Heavy-duty oil filter wrench. Fits filters ranging from 4-1/8" to 4-21/32" (104 mm to 118 mm) in diameter.
- 4556 – Heavy-duty oil filter wrench. Fits filters ranging from 4-21/32" to 5-5/32" (118 mm to 131 mm) in diameter.
- 4557 – Heavy-duty oil filter wrench. Fits filters ranging from 5-5/32" to 5-21/32" (131 mm to 144 mm) in diameter.

Swivel Handle Oil Filter Wrenches

- Fit filters ranging from 2-1/2" to 4-3/8" (73 mm to 111 mm) in diameter.
- Feature a 1" wide stainless steel band for positive grip on the filter; swivel handle makes it easy to turn filters in hard-to-reach areas.
- 4565 – Swivel handle oil filter wrench. Fits filters ranging from 2-1/2" to 3-1/8" (64 mm to 80 mm) in diameter.
- 4566 – Swivel handle oil filter wrench. Fits filters ranging from 3-1/8" to 3-3/4" (80 mm to 95 mm) in diameter.
- 4567 – Swivel handle oil filter wrench. Fits filters ranging from 3-3/4" to 4-3/8" (95 mm to 111 mm) in diameter.





Similar to
Ford No. D79L-6731-A

7062A

Universal Filter Wrench

This filter wrench will stand up to the job of removing nearly any spin-on filter (up to 6"). Universal design permits use on most vehicles. The tough 2" wide nylon strap holds firmly. In fact, the more leverage applied, the tighter it grips.

- Accommodates a 3/8" drive ratchet.



6915

Davco Diesel Filter Wrenches

- Found on Caterpillar, Cummins, Detroit Diesel, International, Mack, Mercedes-Benz, Volvo and other engines.

- Durable steel construction.
- Precise, laser-cut angles.
- Opens vent cap also.
- Soft, ergonomic handle.

6914

Fits Davco Diesel filter models, 232-233-234.

6915


Fits Davco Fuel filters 382 & 384.



4848

Flexible Spout Funnel

Many oil, transmission, and coolant fluid fill caps are located in hard to access areas. This aluminum 5 1/2" funnel features a removable debris screen in the base flowing to a 25" flexible spout designed to reach these difficult fill locations.



4673

7-Piece Sensor Socket Set

Includes:

4673-1
29 mm Vacuum Switch and O2 Socket, 1/2" drive.

4673-2
7/8" Vacuum Switch and O2 Socket (wide slot), 3/8" drive.

4673-3
27 mm Thermal Sensor Switch, 1/2" drive.

4673-4
7/8" Vacuum Switch and O2 Socket (narrow slot), 3/8" drive.

4673-5
1-1/16" & 1" Oil Pressure Sending Unit Socket, 3/8" drive.

4673-6
7/8" O2 Sensor Socket, offset 1/2" drive.

4673-7
7/8" O2 Sensor Socket (low profile), offset 3/8" drive.



4437

8-Piece Sensor Socket Set

Includes:

4673-1
29 mm Vacuum Switch and O2 Socket, 1/2" drive.

4673-2
7/8" Vacuum Switch and O2 Socket (wide slot), 3/8" drive.

4673-3
27 mm Thermal Sensor Switch, 1/2" drive.

4673-4
7/8" Vacuum Switch and O2 Socket (narrow slot), 3/8" drive.

4673-5
1-1/16" & 1" Oil Pressure Sending Unit Socket, 3/8" drive.

4673-6
7/8" O2 Sensor Socket, offset 1/2" drive.

4673-7
7/8" O2 Sensor Socket (low profile), offset 3/8" drive.

4437-8
1-1/16" and 1" Oil Pressure Socket (short access), 3/8" drive

Similar to
Ford No. 303-755




6594

Ford Oil Line Disconnect Tool for 6.0 L

- Use to disconnect the high-pressure oil rail supply line from the fuel rail when removing fuel injectors.
- Works on the 6.0: diesel engine found in 2003–2009 F-250, F-350, F-450, F-550 trucks, Excursions and Ford vans.

Similar to Ford
303-625



6595

Ford High Pressure Oil Line Disconnect Tool

- Use to disconnect the high pressure oil line from the cylinder head.
- Works on 1998 - 2003 Ford vans and trucks with 7.3L direct-injected, turbo-charged (DIT) diesel engines.



6703

Line Fluid Stopper Kit


Stop messy fluid leaks and prevent contamination during service.

- Kit seals all types of rubber and steel line found on fuel, brakes, AC, power steering and transmission system.
- Includes two banjo style fitting stoppers, two steel line stoppers, six line plugs, a line disconnect tool, and a long reach line pinch-off tool for hard-to-reach hoses.

6703-1
Banjo Line Fluid Stoppers, 2 pk.

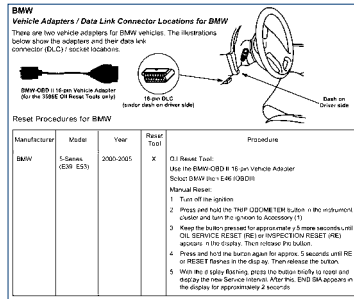
6703-2
Steel Line Fluid Stoppers, 2 pk.

6703-3
Line Plug Fluid Stoppers, 6 pk.





Sample of manual contents



3596J

Oil Light Reset Tool Kit

- Oil changes are the #1 service your shop will perform each year. Enhance your service with this complete electronic tool and manual kit, No. 3596J.
- This 3596J kit eliminates the need to take the vehicle to the dealer or use an OEM scan tool to reset oil service lights.
- Electronic tool set includes the adapters and interface module required to reset the oil service lights on Volkswagen, Audi, Mercedes Benz, BMW, and Volvo.
- The included manual details Oil Light Reset tool procedures as well as the manual reset procedures for domestic and import vehicles.
- Added European coverage.
- Added functionality to reset additional service lights (maintenance cycle, service interval).
- The new Oil Light Reset tool now gives you the ability to update the tool vehicle coverage by connecting to a PC with future update kits.

3596J includes:

- 3596J-1** – Main unit cable.
- 3596J-2** – BMW connector.
- 3596J-3** – Mercedes-Benz connector.
- 3596J-4** – OBD II connector.
- 3596J-5** – Volvo cable.
- 3596J-6** – Transfer plug.
- 3596J-7** – VW and Audi cable.
- 3596J-8** – Power cable.
- 3596J-9** – Reset procedure manual.



Transfer Tankers

- Draining oil from a large displacement engine and getting it to your bulk storage container is a snap with OTC's Transfer Tankers.
- Used oil is collected in a reservoir, and then rolls smoothly on 4" free-wheeling casters to your storage location.
- Pump moves five gallons a minute through the 8-foot transfer hose to the a 15-gallon reservoir.
- Handle is removable for easy storage.
- Screen attached to reservoir allows assembly to be stored on its side.
- Can also be used for transferring antifreeze.

5077 – Low profile Transfer Tanker is only 7-1/2" from floor to top of reservoir. Comes equipped with an electric pump (No. 528093).

5097 – Low profile Transfer Tanker is only 7-1/2" from floor to top of reservoir. Comes equipped with a pneumatic pump (No. 529966).

1577

Low Profile Fluid Receiver

- Designed for receiving waste fluid during a wide range of repair jobs.
- Fluid capacity: 7.5 gallons.
- Constructed of polyethylene plastic for heavy-duty use—yet, only weighs 13 pounds.
- Low profile, only 5" high, it easily slides under passenger cars.
- Designed with four casters to provide efficient maneuverability.
- Suitable for cooling system repair jobs—can be used for antifreeze.
- Includes splash screen to prevent spillage and splashing.
- Two-year warranty.



8101



8100



Fluid Evacuation / Brake Bleeding Tools

- Use to bleed brake systems and remove a variety of fluid from vehicles, such as antifreeze, oil, transmission fluid, gear lube, etc.
- Quick connect locking hose adapters and ball-style on/off valve on hose prevent fluid leakage.
- Equipped with a relief valve to prevent over-pressurizing the tank.
- 8100** – Operates by shop air or a hand pump; shipped complete with a brake bleeding hose, fluid evacuation hose, and two suction hoses (6 mm and 7 mm); 10-liter capacity tank.
- 8101** – Operates with shop air; shipped with a brake bleeding hose and fluid evacuation hose; 6-liter capacity tank.





1821
10-Ton Capacity, Air-operated Automotive Oil Filter Crusher

- Crushes up to four automotive filters (3-7/8" dia. x 9" high) at one time, in approximately 20 seconds. Engineered and built for dependable operation. Covered by OTC Lifetime Marathon Warranty®.
- 100% air operation eliminates electrical connections. Generous size of crushing chamber easily accommodates the largest automotive spin-on filters.
- Includes mounting stand. No wall mounting or time consuming installation required.



1877
25-Ton Capacity Heavy-Duty Oil Filter Crusher

- Handles the big filters (up to 6" dia. and 12-1/2" long) found in trucks, construction equipment, farm implements, etc. May also be used for automotive and light truck filters. It does it all!
- Crushes filters to 1/4 of original size, removing up to 95% of filter's oil capacity. Automatic cycle feature: load the filter, push a button, and walk away.
- Air/hydraulic pump works on standard shop air (requires 9 CFM at 100 psi). Special valving returns ram automatically at the end of each cycle. No electrical connections needed.
- Built-in floor stand (completely assembled). Whole unit requires just 5 square feet of floor space.
- Covered by OTC Lifetime Marathon Warranty®.



Shipped assembled

1896
25-Ton Capacity High-Speed Heavy-Duty/Automotive Oil Filter Crusher

- Automotive and heavy-duty filters up to 15-1/4" long and 6" diameter are crushed in approximately 8 to 16 seconds. Filters are reduced to 20% of original size, with 95% of residual oil removed.
- Automatic cycle feature lets you load the filter, push a button, and walk away.
- Powered by 2 hp electric/hydraulic pump, 230 volt, 20 amp, 60 cycle, single phase, 3,450 rpm. Has a 2-gallon reservoir.
- Built-in, heavy-duty floor stand with leveling pads is designed to accept a 30-gallon drum for oil drainage. Comes assembled. Covered by OTC Lifetime Marathon Warranty®.



See page 31 for **Oil Filter Wrenches**

Oil Filter Crusher Comparison Chart

No.	Tonnage	Pump	Crushing Time	% Oil Removed	Filter Size	Stand Dimensions	Note: Crushing times are approximate; crushing times may vary depending on air pressure available, size of filter, type of filter, etc.
1821	10-ton	Air	20 Seconds	95%	Chamber: 8" x 8" x 9" H.	18-1/2" W x 24" D x 63-1/2" H	
1877	25-ton	Air/Hyd.	80 Seconds	95%	6" Dia. - 12-1/2" Long	18-1/2" W x 30" D x 74-1/2" H	
1896	25-ton	Elec./Hyd.	16 Seconds	95%	6" Dia. - 15-1/4" Long	27" W x 30" D x 78" H	



75240
Coolant and Battery Refractometer

This can be used for measuring the freezing point of either propylene and ethylene glycol based cooling systems. It can also be used for checking the strength of electrolyte solution in batteries. This precision instrument features high quality optics with ultra smooth focusing on the body. Coolant scale range: 32° F/0° C to -60° F/-51° C.



Econo-Clean Coolant Service Accessories

To ensure coolant will provide adequate protection to the vehicle, the coolant should be adjusted to the manufacturer's specifications. These accessories will help you quickly test coolant.

75134 – Coolant test strips – Just dip a strip in coolant and it shows the freeze point and the pH; bottle of 50 strips.

75234 – 3-way heavy-duty truck coolant test strips – shows pH, freeze point, and nitrite (0–4000 ppm), pH <7.5–11+, glycol 0–60%.



75260
Coolant Refiller

- 26" Hg vacuum refills cooling system without air lock.
- Eliminates the need for "bleeding."
- Checks for system leaks and utilizes OEM approved technology.
- Universal "fits all" cone adapter.
- Built-in gauge protector.

Works on both pressurized and non-pressurized cooling systems.

Increase Your Profits

- Our 10-minute exchange process means no more waiting for the engine to warm up!



75700

Coolant Exchange Unit
Designed with the user in mind.

Safety First

- Our "engine off" feature removes pulleys, belts, and fan blades from the safety equation.
- No additional ventilation required.
- Vacuum mode creates a "push/pull" exchange process allowing the technician to safely remove high pressure in a hot system.
- "Hands-off" transfer of used coolant to a bulk tank prevents spills and helps protect the technician.

Simple to Operate

- Two clearly marked valves and an easy-to-read gauge make this machine very simple to use.
- Sight glass clearly shows the amount of coolant in the waste tank.
- One valve controls the flow of coolant; process is easy to understand—no special training needed.
- No electricity required. 90 psi shop air drives the exchange process, as well as the 2 gpm pump on the waste tank.



Back View:
7-gallon capacity supply tanks allow storage of different coolants.

Designed to Survive

- Impact-resistant polypropylene cabinet will not scratch or dent vehicle.
- Cabinet is impervious to chemicals commonly used in the shop.
- Large, inflatable tires carry a well-balanced platform easily across any shop floor.
- Easy to maneuver between bays and vehicles.

Extra Design Features

- Two external new coolant supply tanks allow on-board storage of two different coolant types.
- Graduations on tanks show user the amount of new coolant on board.
- On-board storage of step adapters.
- Adapter kit included.
- No hoses to cut.
- 96" hoses can be neatly stored on unit.
- One-year warranty.

Replacement Parts and Accessories

75369 – Replacement coolant 5-gallon tank.

75360 – Heavy-duty adapter kit. Links the two tanks for 14 gal. capacity to service class A vehicles. (Note: must have 7-gallon tank No. 75370).

75370 – Replacement coolant 7-gallon tank.

17490 – Protect your investment with a heavy-duty vinyl dust cover.

Specifications

Power Supply – 90 psi shop air

Tanks – Internal waste – 15-gallon capacity
– External supply (2) 7-gallon capacity (removable)

Dimensions:47" H x 26" W x 33" D (119 cm x 66 cm x 84 cm)

Medium Step Adapter..... Two included; fits hose size 1-1/4", 1-3/8", and 1-1/2"

Large Step Adapter..... Two included; fits hose size 1-3/4", 2", and 2-1/4"



6043

"Blast-Vac" Multipurpose Cleaning Gun

- Perfectly suited for quick and efficient cooling system flushing. Simply attach it to radiator or heater hoses and you're in business.
- Also usable in washing engines and even shop floors.
- Two simple connections: one to shop air and one to a typical water faucet.
- Creates a unique vortex air/water blast for powerful cleaning applications.
- The tool can also be used to vacuum by turning the venturi inside the gun in the opposite direction. Air flow is reversed to create a strong vacuum.

Note: While normal water pressure will handle the majority of a cooling system flush, short blasts are sometimes needed to loosen some contaminants from within the system.



7991

Cooling System Pressure Tester

Now you can pressure test the cooling system on most cars, light commercial trucks, motorcycles, and even marine applications. The tester's universal fit eliminates the need for multiple adapters.

Note: Will not work on Saturn and Kia cars or Jeep with the plastic reservoir.

7991-2 – O-ring repair kit

7991-3 – Pump parts kit

7991-4 – Gauge spare parts

7991-7 – Main body repair kit



4496

Hose Clamp Pliers Set

- Contains five different styles of hose clamp pliers, which will service most flat-band and ring-style hose clamps. Also contains a hose removal tool.

Set Contains:

- Straight hose clamp pliers set
- Hose removal tool
- Flat-type hose clamp pliers
- Offset hose clamp pliers
- 45° hose clamp pliers



4502

Hose Clamp Pliers Set (2 piece)

- Includes a cross-slotted jaw pliers and a wide, flat-band hose clamp pliers. Services most ring-type or flat-band hose clamps.
- The clamps are held open with a ratchet locking mechanism. Jaws swivel to access hose clamps in any position.



4523

Offset Hose Clamp Pliers


- Head is offset from handle to allow access to hard-to-reach clamps.
- Swivel jaws allow pliers to be used on many different flat-band and ring-type hose clamps.



4723

Ear-type CV Boot Clamp Pliers

- Designed to crimp the ear-type CV boot clamps used on front-wheel drive vehicles.
- May also be used to crimp the type of clamps used on fuel and cooling system hoses.
- Ensures even, precise crimping, and eliminates possibility of damage to the clamp, boot, or hose.



4525

Flexible Hose Clamp Pliers


- Allows technician to access the flat-type hose clamps located in hard-to-access areas.
- Pliers has locking mechanism to hold clamp in the open position – makes removal and installation of clamp much easier.
- Heavy-duty, 24" cable flexes to almost any position.



4524

45° Hose Clamp Pliers

- Jaws are bent at a 45° angle and pliers tips swivel to allow easy access to confined areas.
- Ratchet lock mechanism holds jaws open.
- Works on most flat-band hose clamps.



4510

Hose Pinch Off Pliers Set, 3 Piece

- Shuts off flow through vacuum lines, fuel lines, coolant lines, etc.
- Cocking ratchet mechanism holds pivoting jaws tightly in place. Heavy-duty swivel jaws pivot to assure parallel pinching.
- Available separately:

4510-8

8" tool for small hoses and tight areas.

4510-10

10" tool for radiator and vacuum lines.

4510-12

12" tool for radiator and vacuum lines.



4509

Straight-Blade Hose Cutter

- Cuts rubber hoses ranging from 1/4" to 1-1/2".
- Simply place hose in tool and squeeze handle to cut.
- Replacement steel cutter blade No. 4509-1 is available.

4509-1 – Replacement hose cutter blade.



4522

Vacuum Hose and Fuel Line Removal Tool

- Designed to remove vacuum hose or fuel lines (3/16" to 1/2") from fittings or tubing.
- Simply place the black jaw on the fitting or tubing – the jaw will grip the material. Then use the silver jaw to push the vacuum hose or fuel line off the fitting or tube.



Similar to Kent-Moore J-43181

6046

GM Heater Line Quick-Connect Release Tool

- Specially designed for separating quick-connect fittings on heater lines of 1999–2006 Chevy and GMC C/K trucks.
- Tool snaps around the hose and simultaneously depresses the locking tabs to disengage the fitting.



4411

Ratcheting Hose & PVC Cutter (Standard)

- Cuts hose and PVC up to 1-3/8" dia.
- Features metal frame and ergonomic handles for high leverage.
- Compound ratcheting action provides maximum cutting power.
- Will also cut cable and wires.



4521

Hose Removal Tool

- Unique tip easily fits between hose and fitting to break stubborn hoses loose.
- Large handle provides a good grip on tool during hose removal.
- Works on radiator hoses, heater hoses, transmission lines – any place a rubber hose is clamped to a fitting.



Similar to Ford T85T-18539-AH

519156

Ford and Chrysler Heater Hose Disconnect Tool Set

- Quickly and easily removes heater hose from heater core tube without damaging coupling retainer or hose.
- This set includes the heater hose disconnect tool for 5/8" and 3/4" heater hoses with quick connect couplings at heater core, and an extension handle for easier access.
- For use on 1986-current Aerostar vans and 1991-current full-size vans, 1987 to current Dodge Caravan and Plymouth Voyager vans.



4412

Ratcheting Hose & PVC Cutter (Heavy Duty)

- Cuts hose and PVC up to 1-3/4" dia.
- Features metal frame and rubber padded ergonomic handles for high leverage and comfort.
- Compound ratcheting action provides maximum cutting power.
- Will also cut cable and wires.



8260

Hose Removal Set, 6 Piece

- Consisting of six (6) hose removal tools which consists of three (3) 10", soft-handled tools and three (3) 15", soft-handled tools, each with a hard end-cap.
- They are made of heat-treated, chrome steel with assorted tip shapes.
- Ergonomic handle design fits properly in the hand, allowing for easier holding of the tool.
- Hose removal tools can also be used on upper and lower radiator hoses, clips, washers, gaskets and other items.
- Packaged in a molded tray which can be placed in tool drawer.

Similar to Kent-Moore J-38723



519157

GM Heater Line Quick Connect Separator


- When you need to get at and release the quick connect fitting that connects the heater hose to the engine block and thermostat housing, this little tool is great for saving time and aggravation.
- Works on 1991-current GM vehicles with 3.1L, 3.4L, and 3800 engines.



4721

CV Boot Clamp Cutter

- Designed to easily cut the CV boot clamp without damaging the boot.
- Will cut boot clamps up to 10 mm wide and .7 mm thick.
- Handles are spring loaded to the open position to allow easy access to the clamp.



18403

Fin Straightener

- Clean and straighten condenser, evaporator and radiator cooling fins.
- Compact design for confined spaces: the straightener head is 3-1/8" in diameter; the handle is 3-1/2" long.
- Includes 12 clearly marked combs
- Wheel 1: 8, 9, 10, 12, 14, & 15 fins per inch
- Wheel 2: 10.5, 11, 13, 18, 20, & 22 fins per inch



2300

Professional Lever Grease Gun

- Heavy Duty Die Cast Aluminum Grease Gun Head.
- Grease Gun Head Fitted with Automatic Air Bleeder.
- Large Diameter Piston for working in cold.
- Built-In variable stroke for greasing fittings with limited access.
- Includes 6" Bent Steel Extension, Easy access 24" High Pressure Hose & 3 Jaw Slim Coupler.
- 10,000 PSI.
- For use with 14 oz. grease cartridge.



2302

"Mini" Lever Grease Gun

- Die cast Aluminum Grease Gun head.
- Lever Action with best in class performance, delivers 6000 PSI.
- Includes bent 6" steel extension with 3 jaw Slim coupler.
- For use with 3 oz. grease cartridge.



2304

Professional Pistol Grease Gun

- Heavy Duty Die Cast Aluminum Grease Gun Head with integrated die cast Fixed Handle.
- Grease Gun Head Fitted with Automatic Air Bleeder.
- Large Diameter Piston for working in cold.
- Built-In variable stroke for greasing fittings with limited access.
- Includes 4" straight steel extension, easy access 24" High Pressure Grease Hose and 3 Jaw Slim Coupler.
- 7500 PSI.
- For use with 14 oz. grease cartridge.



2310

Air Operated Grease Gun- Continuous Flow

- Heavy Duty Die Cast Aluminum Grease Gun Head.
- Grease Gun Head Fitted with Automatic Air Bleeder.
- Larger Pumping Chamber, honed for rapid operation.
- Includes 6" Bent Steel Extension, Easy Access 24" High Pressure Grease Hose and 3 Jaw Slim Coupler.
- 4800 PSI.
- For use with 14 oz. grease cartridge.



2332

Quick Connect Greasing Accessory Kit

- 7 piece Quick Connect Greasing Accessory Kit
- Includes 1 each of the following Quick Connect Accessories:
 1. Recessed Lube Adapter.
 2. Angle Lube Adapter.
 3. Narrow Needle Nose Adapter.
 4. Seal Off Dispenser.
 5. Right Angled Grease Coupler.
 6. Heavy Duty Hose fitted with Spring Guard and Slim Coupler.
 7. Grease Injector Needle 1.42" Long x 18G.



2334

Grease Fitting Unblocker

- Opens clogged grease fittings and loosens hardened grease joints.
- Comes with Grease Coupler.
- Includes flexible hose to reach difficult areas.
- Built in hand guard for safe usage.
- Includes two spare piston seals.

2340

Heavy Duty Grease Gun Holder

- Great Grease Gun Storage accessory.
- Can be mounted to walls, machinery, or heavy equipment.
- Design to retain your grease gun in high vibration environments.
- Works with all standard 14 oz. Grease Guns and 16 oz. Suction Guns.



2352

Lever Action Bucket Pump

- Fits 5 gallon pails.
- Includes 12" Drum cover.
- 3 Position Handle for different fluid viscosity.
- Steel Discharge Spout.
- Supplied with 5' Hose.
- Up to 4.6 oz. / stroke.
- For use with transmission differentials and heavier oils.



2350

Lever Action Drum Pump

- Fits 15 – 55 gallon drums.
- Telescoping suction tube.
- 3 Position Handle for different fluid viscosity.
- Extra tall pump cylinder allows smaller bucket to be placed under spout.
- Brass piston rings for extended wear resistance.
- Threaded outlet spout for use with common hoses.
- Up to 14 oz. / stroke.
- For use with oil based fluids, heating oils, motor oils, heavy and light oils, diesel and kerosene.

2355

Professional Rotary Drum Pump

- Professional Pump with Die cast Aluminum body and Zinc Rotor and Vanes.
- Fits 15 – 55 gallon drums.
- Includes 3 piece threaded Suction Tube.
- Horizontal Pump Outlet connects to a filter or meter.
- Up to 7 oz. / rotation.
- For use with Lubricating Oils, Diesel, Gasoline, Kerosene etc.



For more details visit
otctools.com

2357	Brass Transfer Pump
2359	Suction Oil Gun
2320	Slim Coupler
2322	Right Angle Grease Coupler
2325	14 inch Grease Gun Hose
2326	24 inch Grease Gun Hose
2327	Narrow Needle Nose Dispenser
2328	Grease Injector Needle
2330	SAE Grease Fitting Assortment kit


2357



2359



2320



2325



2322



2330 (80 piece)



2328



2327

2325 – 14"
2326 – 24"





Transmission

Transmission Fluid Exchanger 40
Transmission &
Transaxle Dip Sticks 40
Disconnect Tools 41 – 42
Tubing Cutters 42
Pilot Bearing Pullers 43
Gear & Pulley Pullers 43
Mounting Fixtures 43

Drive Axle

Axle Nut Sockets 44 – 45
Rear Axle Bearing 46
Drive Axle Pullers 47
CV Joint Puller & Pliers 47
Differential Housing Spreader 48

Transmission Fluid Exchanger

- Top-off feature. Add or subtract in 1/10 qt. increments.
- "Low Fluid Alarm" and "Indicator Light" to alert operator.
- "Drain Waste" feature automatically pumps used fluid from the machine into a waste oil container.
- "Drain Pan" feature drains the pan for easy filter replacement. No mess.

Three modes of operations: Dipstick only, cooler line, or a combination of the two!

- Unprecedented one-tenth quart flow metering for adding or subtracting fluid from the pan.
- Complete set of cooler line adapters for most foreign and domestic vehicles.
- Works with all types of automatic transmission fluid.
- Integral performance designed hose and tool compartment with drain.



92500

529734 – Replacement nylon tube.

Specifications

Electrical	12V DC
Exchange Accuracy	+/- 1/4 qt.
Controls	Microprocessor with digital keypad and LEDs
Fluid Tanks	32 quarts supply (24.6 liters), 34 quarts waste (26.6 liters)
Hoses	91" black & red (Exchange); 76" white transfer tube (Straw)
Fluid Types	Multiple fluid capability.
Adapter Set	Complete set for most applications. Standard adapters for Ford, GM, Chrysler, European, and Universal (covering most Asian imports).
Pump	Positive displacement gear pump, 2 gallons per minute maximum.
Weight	158 lbs. (72 kg)
Dimensions	52" H x 33" W x 20" D (132 cm x 84 cm x 51 cm)
Process Time	Depends on mode.
Warranty	1 year parts and labor.

Automatic Transmission Fluid Diagnostic Pads

Easy, quick way to test automatic transmission fluid to determine when service is necessary. Simply place a few drops of transmission fluid from transmission dipstick onto test pad. Pad will change color indicating condition of transmission fluid. Package contains 100 pads.



92001

Transflow Transmission Oil Cooler Flusher

Fix it right the first time... designed to measure oil flow capacity within the transmission oil cooler (TOC), and also has the capability to flush contaminated oil from the TOC after repairs.

- Only unit in the industry that performs a flow rate test.
- Flush and flow test time is 5 to 8 minutes.
- 32-quart supply tank; 34-quart waste tank.
- Supply and waste hoses each 10' long.
- 10' long, 12V DC power cables with battery lead clips.
- Requires shop air (90 psi, min.) and 12V DC source.



92000



5610

Transmission/Engine Oil Pressure Kit

This professional kit can be used for domestic and import applications. High and low pressure gauges make this kit useful for both transmission and engine work. Kit comes complete with adapter for most applications. Designed to be used for both static and on road testing.

Features and benefits:

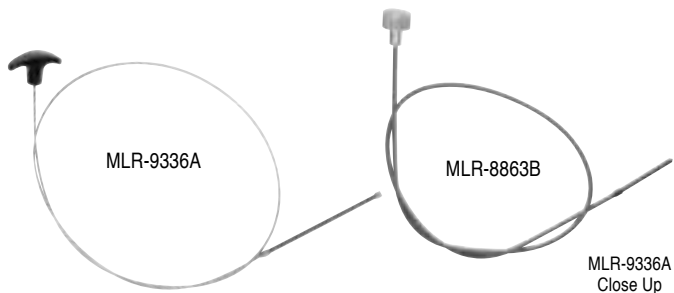
- Large 3-1/2" gauges feature a chrome bezel and rugged protective outer boot.
- Low pressure gauge reads 0–100 psi and 0–700 kPa.
- High pressure gauge reads 0–400 psi and 0–2800 kPa.
- Both gauges include rear hook to allow gauge to be hung conveniently out of the way.
- Gauges and hose assembly incorporate quick couplers for easy disconnect.
- Kit includes 13 adapters and a detailed instruction manual.
- Blow molded hard case with removable lid.

6604

Ford Transmission Fluid Fill Adapter

Similar to Ford 307-437

- Use to fill or add fluid to the automatic transmission.
- Works on the 5R55W transmission in Ford trucks.



MLR-9336A

MLR-8863B

MLR-9336A
Close Up

Chrysler Approved Transmission and Transaxle Dip Sticks

Don't take the risk of incorrect fluid levels save time, save money, fix first visit!
Introducing two Chrysler approved transmission and transaxle dip sticks for vehicles without factory installed Transmission Fluid Dip Sticks. These special dip sticks must be used to ensure proper Automatic Transmission Fluid Levels.

MLR-9336A – Dip stick specifically designed for Chrysler, Dodge, Jeep and Volkswagen vehicles with NAG1, 42RLE, Continuously Variable Transmissions (CVT) and 62TE Transaxes.

MLR-8863B – Dip stick specifically designed and calibrated for fluid level checks on Dodge Sprinter and Chrysler Crossfire Automatic Transmissions model years 2003 thru current.

MLR-8863B
Close Up





4528

Clutch Alignment Tool Set (17 piece)

- Essential for clutch installation on virtually all cars and light-duty trucks. Aligns clutch plate by using tapered cones and pilot adapters.
- Includes seven fractional pilot adapters, 1", 13/16", 25/32", 3/4", 11/16", 5/8", 19/32" one clutch disc centering adapter, and one alignment shaft.
- Includes five metric pilot adapters, 19mm, 17mm, 16mm, 14mm, 12mm, two clutch disc centering adapters, and one alignment shaft.
- Housed in a blow-molded storage case.



Similar to
Ford 308-182
Chrysler MLR-6638A

7646A

Clutch Coupling Tool

- Disconnects the hydraulic clutch line from the clutch slave cylinder on the following vehicles with manual transmissions and hydraulic clutches: 1988–2012 F-series trucks, Bronco II, Ranger, Explorer, 1989–1997 Ford Thunderbird and Mercury Cougar, and 1992–2010 Chrysler PT Cruiser.
- Wedge-shaped design allows easy removal of clutch line without damaging clutch line, coupling, or slave cylinder. No need to pry the coupler apart.

Transmission Line Disconnect Tools

	519152	Oil cooler line disconnect tool.
	519153	Clutch coupling tool.
	519159	Transmission oil line tool
	519378	Chrysler/Jeep oil cooler line disconnect tool
	6511	3/8" & 1/2" Fuel line disconnect tool



4508

Professional Style Seal Puller

- Designed to remove oil and grease seals when servicing cars, SUVs, and light trucks without damaging the housing or bearing.
- Hook tips in two sizes and professional handle design allows removal of hard-to-get-at seals by getting under them.
- The tool is 12" long and the hook tip is double-secured (versus competitors' designs), for durability.
- An extra blade is included, and additional replacements (No. 4508-1) may be ordered.

4508-1 – Replacement blade for 4508.



Similar to
Ford T65L-77515-A

7024

Automatic Transmission Clutch Spring Compressor

- This is a handy, adjustable tool for removing or installing the snap ring on a transmission rear clutch piston. It applies pressure to the clutch drum's retaining washer to compress piston return springs.
- For use on most American cars and light trucks.

Similar to Kent-Moore
J-42371, J-36221



7910

GM Hydraulic Clutch Line Disconnect Tool

This is a versatile tool for disconnecting clutch lines when you're working on clutch assemblies or slave and master cylinders. The bent end, intended for NVG3500 and NV4500 manual transmissions, works on 1996 to 2012 full-size 2WD and 4WD trucks, Chevrolet S-10 Blazer, and pickups. The straight end is for 1993 to '94 Chevrolet Lumina sedan, 1995 to 2000 Chevrolet Monte Carlo, 1993 to '99 Buick Regal, 1998 to 2002 Olds Intrique, 1993 to '97 Olds Cutlass Supreme and Pontiac Grand Prix.

519151 – Similar to Ford 307-123 (T82L-9500-AH) and Kent-Moore J-36391



7587 – Similar to Ford No. 307-176 (T86P-77265-AH)

Quick-Disconnect Tool

Two popular disconnect tools in one set give you the versatility to quickly separate the quick connectors found on everything from radiators to transmission and power steering lines. The quick-disconnect coupler tool, No. 519151, works on late model Ford and GM vehicles without disturbing the quick-connect seals. No. 7587 releases the finger on the transmission-to-radiator oil cooler line quickly, without damaging the hose or connector. Works on 1986 and newer Ford Taurus and Mercury Sables with an AXOD, AOD, or ATX transmission.

- Tools available separately.

519151

Quick-disconnect coupler tool.

7587

Ford oil cooler line disconnect tool.



7937

GM Transmission Oil Cooler Line Disconnect Tool

- Specially designed to work in tight places. So simple to operate, you can do it with just one hand.
- After insertion into the quick-connect fitting on 1/2" dia. lines, a quarter turn of the tool quickly and easily releases the fitting on the transmission end of the transmission-to-radiator oil cooler line.
- Works on 2WD and 4WD pickups and vans with electronic shift overdrive automatic transmissions: 1991–newer 4L80E transmissions, and 1993–newer 4L60E transmissions.

Similar to Kent-Moore
J-44822



6611

Transmission Line Disconnects

- Used on 2001 to current Chevrolet Corvette with the 4L60E transmission, and 2003 to current Cadillac CTS with the 5L40E transmission.
- 6 per pack.

1/2" is similar to Ford 307-459.

3/8" is similar to Ford 307-441.



6593

Ford Transmission Cooler Line Disconnect Set

- Snap around cooler line, push into the fitting, fitting releases. The cooler line can then be removed.
- 3/8" disconnect is used on 2003–newer Ford Explorers with the 5R55W transmission.
- 1/2" disconnect is used on 2003–newer Ford Super Duty trucks with the 4R100 transmission.



6703

Line Fluid Stopper Kit

Stop messy fluid leaks and prevent contamination during service.

- Kit seals all types of rubber and steel line found on fuel, brakes, AC, power steering and transmission system.
- Includes two banjo style fitting stoppers, two steel line stoppers, six line plugs, a line disconnect tool, and a long reach line pinch-off tool for hard-to-reach hoses.

6703-1


Banjo Line Fluid Stoppers, 2 pk.

6703-2

Steel Line Fluid Stoppers, 2 pk.

6703-3

Line Plug Fluid Stoppers, 6 pk.



Fluid Evacuation / Brake Bleeding Tools

- Use to bleed brake systems and remove a variety of fluid from vehicles, such as antifreeze, oil, transmission fluid, gear lube, etc.
- Quick connect locking hose adapters and ball-style on/off valve on hose prevent fluid leakage.
- Equipped with a relief valve to prevent over-pressurizing the tank.

8100

Operates by shop air or a hand pump; shipped complete with a brake bleeding hose, fluid evacuation hose, and two suction hoses (6 mm and 7 mm); 10-liter capacity tank.

8101

Operates with shop air; shipped with a brake bleeding hose and fluid evacuation hose; 6-liter capacity tank.



6517

Disconnect Tool Set

Designed for A/C lines, fuel lines, and transmission cooler lines.

- Contains 3/8", 1/2", 5/8", and 3/4" spring lock disconnect tools for A/C lines on Ford cars and trucks, Chrysler and Jeep vehicles.
- Contains the 3/8" and 1/2" fuel line disconnect tool for Ford vehicles.
- Contains the 5/16" and 3/8" fuel line disconnect tools for GM and Chrysler vehicles.
- Contains the transmission oil cooler line disconnect tool used on many GM and Ford vehicles.



4848

Flexible Spout Funnel

Many oil, transmission, and coolant fluid fill caps are located in hard to access areas. This aluminum 5 1/2" funnel features a removable debris screen in the base flowing to a 25" flexible spout designed to reach these difficult fill locations.



6514

Mini Tubing Cutter

- Works on tubing sizes 1/8" to 5/8" O.D. (3 mm to 16 mm).
- Easily cuts copper, brass, aluminum, and steel brake lines in hard-to-reach places.
- Ream folds onto cutter body for storage.
- Extra cutting wheel stored under ream.



6508

Full-Coverage Disconnect Tool Set

If you're working on Chrysler, Ford, or General Motors vehicles, this set can make your job easier. The tools are designed for heater hoses, transmission oil coolers, air conditioning and fuel lines. They're approved by vehicle manufacturers and will not damage the fittings being disconnected. Tool Nos. 518902, 518896, 518897, 518898, 518899, 518900, and 518901 are spring-loaded in the closed position to deflect any spray that occurs when lines are disconnected.



6512

Heavy-Duty Tubing Cutter

- Works on tubing sizes 1/8" to 1-1/8" O.D. (3 mm to 29 mm).
- Easily cuts copper, brass, aluminum, and steel brake lines.
- Ream folds onto cutter body for storage.
- Extra cutting wheel stored under ream.



18403

Fin Straightener

- Clean and straighten condenser, evaporator and radiator cooling fins.
- Compact design for confined spaces: the straightener head is 3-1/8" in diameter; the handle is 3-1/2" long.
- Includes 12 clearly marked combs

Wheel 1: 8, 9, 10, 12, 14, & 15 fins per inch
Wheel 2: 10.5, 11, 13, 18, 20, & 22 fins per inch



See page 23 for

Complete Details

4422

Pilot Bearing Puller

- Use to pull a pilot bearing from the end of the crankshaft.
- A restriction plate catches the bridge and prevents the jaws from spinning when force is engaged.
- The "Tee Handle" design is easy-to-use and eliminates need for other tools.
- Spread covers ranges of 1/2" to 1-1/2" and 3/8" to 1-3/8".
- Reach has a min/max range of 3/16" to 1-1/4".



4420

Pilot Bearing Puller Attachment

- Use to pull a pilot bearing from the end of the crankshaft.
- Interchangeable jaws. One set of jaws covers a spread of 1/2" to 1-1/2". Other set of jaws covers a spread of 3/8" to 1-3/8". Both sets of jaws have a reach of 1".
- Reach has a min/max range of 3/16" to 1-1/4".
- Puller attaches to OTC and other slide hammers with 5/8"-18 thread.



4421

Pilot Bearing Puller Attachment

- Removes pilot bearings, thrust washers, and smaller bearings hidden in a shaft or housing.
- Jaws require a minimum of 5/8" opening and can range up to a max of 1-1/2" diameter.
- Min/Max reach is 1/8" to 1".
- Works with both 5/8-18 as well as M18-1.5 threaded hammer shanks.



Fed. Spec.: GGG-W-665b

885

Adjustable Hook Spanner Wrench

Here's a tool that's needed wherever turret adjusting nuts or packing gland nuts are used.

- Capacity is 1-1/2" to 4".
- Handle is 24" long, 11/16" diameter.

Pilot Bearing Pullers

Designed to pull flywheel pilot bearings in close quarters where a slide hammer cannot be used. Operates on many models with engine in chassis.




7318

7318

Pilot bearing puller. Capacity: 1/2" to 1-1/2". I.D. reach: 3/4".

7319

Pilot bearing puller. Capacity: 7/8" to 2". I.D. reach: 1".



7392

7393

Gear and Pulley Pullers

These tools are perfect for removing timing gears, fan pulleys, harmonic balancers, and many other parts having tapped holes.

- Each puller will spread from 1-1/2" to 4-1/4". The puller blocks are 4-7/8" wide.
- Both include two hex head cap screws, 3/8"-16 x 3" long.

7392

Puller with 13" long screw.

7393

Puller with 5-1/2" long screw.

7118

Transmission Adapter Kit

Converts your OTC engine stand into a transmission service stand.

- Kit replaces the adjustable arms of the stand to hold and position the transmission at workbench height for repair.
- The transmission is held with three sides fully exposed for working convenience, and can be rotated a full 360° for complete access to all parts.



7020 Similar to Ford T57L-500-B, 307-003



7020

Bench-Mounted Holding Fixture

Here's a helpful device that enables you to securely hold and rotate small engines, transmissions, and other components while you're working on them.

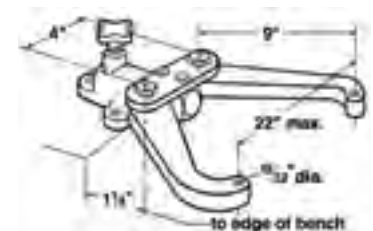
- This holding fixture will handle pieces weighing up to 250 lbs., and it offers 360° of rotation with positive stops at 90° increments.
- Three sides of the mounted unit remain fully exposed.

34607

Base assembly only.



34607 Similar to Ford D83L-500-B1, 300-D041



7038B

7038C

7038A

Transmission Lip Seal Protectors

- Protects lip seals from damage while assembling the forward, direct, and intermediate piston assembly on GM 400 series Turbo Hydramatic transmissions.

7038-A – Lip seal protector.

7038-B – Lip seal protector.

7038-C – Lip seal protector.



Similar to Ford D80L-522-A, 303-D025

522

Large Gear and Pulley Puller

Using this tool, you can easily remove a wide range of gears, pulleys, or other parts that have tapped holes.

- The puller will spread from 2" to 7-3/4". Its block is 8-1/4" wide, and its forcing screw is 3/4"-16 x 11-5/8" long.
- Accommodates any cap screws up to 1/2" diameter.





4543A

Locknut Socket Set – 4WD (6 piece)

- Chrome vanadium steel sockets cover most SUV and light truck applications.
- Sockets have 1/2" square drive, allowing use of a torque wrench, ratchet, or breaker bar.

Contents of set:

4543A-1 – Toyota 4-lug locknut socket. Services high-torque locknuts on Toyota 4WD vehicles having free-wheel (lock out) hubs: 1995–newer Tacoma; 1996–newer T100 and 4Runner.

4543A-2 – Ford 4-lug locknut socket for high-shear rotating nuts on 1985–newer F-250 and F-350 truck rear axles, and Dana 80 rear axles of Ford Super Duty trucks.

4543A-3 – 4-lug socket for removing and installing 4-slot front axle locknuts on 1986–newer F-Series 1/2-ton trucks, full-size Bronco with Dana 44 axle, 1984–92 Ford Ranger, and Bronco II with manual hubs. Also, Dodge trucks using Dana 44 axle with automatic hubs.

4543A-4 – 6-lug socket for removing and installing 4-slot front axle locknuts on 1978–84 Ford F-Series 4WD heavy-duty 3/4- and 1-ton trucks; 1973–81 GM 4WD 3/4- and 1-ton trucks.

4543A-5 – 4-lug socket for removing and installing 4-slot front axle locknuts on 1993–newer Ford Ranger, Bronco II, and Explorer with manual hubs; 1995–newer F-Series 1/2-, 3/4-, and 1-ton trucks and full-size Bronco with manual hubs; 1959–85 F-Series 1/2- and 3/4-ton trucks and full-size Bronco; 1960–90 GM 1/2-ton trucks and full-size Blazer/Jimmy; 1969–72 International 1/2-ton trucks; 1969–89 Dodge 1/2-ton trucks with manual hubs.

4543A-6 – FWD front spindle puller. Removes front spindle to access needle bearing, when lubricating and aligning front wheels. 5/8"-18 fine thread permits use with OTC No. 1155 slide hammer. Fits spindle thread sizes 2"-16, 1-5/8"-16 and 38 mm-1.5. Applications: Full-size GM, Ford, Jeep, and International pickups with Dana front axles, plus Ranger and Bronco II.



4547A

Axle Nut Socket Set – FWD (7 piece)

- Extra long, 1/2" drive chrome molybdenum sockets for heavy-duty use in removing and installing axle nuts.
- Use with a ratchet, breaker bar, or torque wrench.
- Contained in a blow-molded plastic storage case.

Contents of set:

4547A-29 – 29 mm FWD axle nut socket.

4547A-30 – 30 mm FWD axle nut socket.

4547A-32 – 32 mm FWD axle nut socket.

4547A-34 – 34 mm FWD axle nut socket.

4547A-35 – 35 mm FWD axle nut socket.

4547A-36 – 36 mm FWD axle nut socket.

4547A-38 – 38 mm FWD axle nut socket.



4542

7-Piece Wheel Bearing Locknut Socket Set

- For use with 1/2" ratchet or breaker bar.

Contents of set:

519097-1 – 2-3/8" hex locknut socket works on 1984–92 Ford Rangers and Bronco IIs with automatic locking hubs. Similar to Ford 205-040 (T70T-4252-B).

519097-2 – 2-9/16" rounded hex locknut socket works on 1990–93 Dodge trucks with Dana 60 manual hubs.

519097-3 – 2-1/2" hex locknut socket fits the hex nut found on rear axles and various front axle applications on light-duty trucks.

519097-4 – 2-3/4" rounded hex locknut socket works on 3/4-ton and 1-ton Ford F-250 and F-350 trucks with automatic locking hubs. Similar to Ford No. 205-349 (T95T-1197-B).

519097-5 – 2-1/2" rounded hex locknut socket works on 1995–96 Ford F-150 trucks and full-sized Broncos with automatic locking hubs. Similar to Ford 205-348 (T95T-1197-A).

519097-6 – 2-3/8" rounded hex locknut socket works on 1990–newer Ford Rangers, Bronco IIs, and Explorers with automatic locking hubs.

519097-7 – 55 mm hex locknut socket designed for use on front wheel adjusting nuts found on Toyota models FJ, LN, and RN.

Similar to Ford 205-039 (T70T-4252-B)



1902

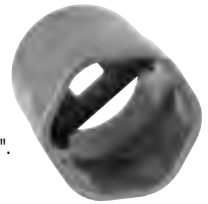
Locknut Socket - Ford

Drive 3/4" (6 pt.) 2-3/8" Hex

- This high-grade truck wheel bearing locknut sockets are made of high-strength steel and resist rounding out.
- Services 1984–92 Ford Ranger and Bronco II with automatic hubs; 1993–1997 Ford Ranger, Bronco II, and Explorer with automatic hubs.
- For manual use only, impact wrench voids warranty.

Similar to Ford 205-043 (T70T-4252-W)

Fits special "rounded" hex nut found on Dana axles of some Ford trucks. Depth of locknut sockets is 5".



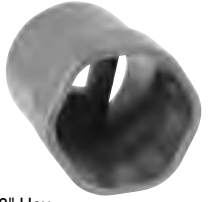
1928

Locknut Socket - Ford, Dodge

Drive 3/4" (6 pt.) 2-9/16" Hex

- This high-grade truck wheel bearing locknut sockets are made of high-strength steel and resist rounding out.
- Services 1990–93 Dodge truck with Dana 60 manual hubs. 3/4" sq. drive.
- For manual use only, impact wrench voids warranty.

Fits special "rounded" hex nut found on Dana axles of some Ford trucks. Depth of locknut sockets is 5".



1936

Locknut Socket - Ford

Drive 3/4" (6 pt.) 2-3/8" Hex

- This high-grade truck wheel bearing locknut sockets are made of high-strength steel and resist rounding out.
- Services 1990–newer Ford Ranger, Bronco II, and Explorer with automatic hubs.
- For manual use only, impact wrench voids warranty.

6006

Locknut Socket - Dodge

Services 1994–newer Dodge 1/2-ton 4x4 pickups with Dana 44 front axle and Dana 60 axle with vacuum disconnect front axle.

- 1/2" sq. drive.



1-11/16" 43 mm

6601

Locknut Socket - Ford

Services 2003–newer Ford F-250, F-350, and F-450 Super Duty trucks with 10-1/2 inch rear axle.

- 1/2" sq. drive.

Similar to Ford 205-448



2-3/4" O.D.

7157

**Locknut Socket
Ford, Dodge, GM**

- Services 1993–newer Ford Ranger Bronco II and Explorer with manual hubs; 1995–96 Ford F-series 1/2-ton truck and full-size Bronco with manual hubs; 1995–newer Ford F-series 3/4-ton and 1-ton trucks with manual hubs; 1959–85 Ford F-series 1/2- and 3/4-ton trucks and full-size Bronco; 1960–90 GM 1/2-ton truck and full-size Blazer/Jimmy; 1969–89 Dodge 1/2-ton truck with manual hubs; 1969–72 International 1/2-ton truck.



2-1/4"

- 1/2" sq. drive.
- Similar to Ford 205-192 (T83T-1197-B)

7158

**Locknut Socket
Ford, Dodge, GM**

- Services 1985-1/2–95 Ford F-series H.D. 3/4- and 1-ton Dana 50 IFS of Dana 60 front axle; 1982–90 GM H.D. 3/4- and 1-ton trucks, 1994–newer Dodge Dana 60 with Cummins.



2-1/2"

- 1/2" sq. drive.
- Similar to Ford 205-D065 (D85T-1197-A)

7269

**Locknut Socket
Ford, GM**

- Services 1985–newer Ford F-series 3/4- and 1-ton trucks with Dana 80 rear axle.



2-3/4"

- 1/2" sq. drive.
- Similar to Ford 205-282 (T88T-4252-A)
Kent Moore J-42855

7612

**Locknut Socket
Toyota**

- 54 mm hex socket fits front wheel bearing adjusting nut of Toyota FJ, LN, and RN. Has 1/2" square drive end, permitting use of a torque wrench.




2-1/8"
54 mm

- 1/2" sq. drive.

7698

**Locknut Socket
Isuzu, Honda, Jeep**

- Services 1988–1995 Isuzu Trooper, Rodeo, Amigo, and pickup; 1989–1995 Honda Passport; Jeep J20 pickups with Dana 60 axle.



2-1/4"

- 1/2" sq. drive.

7795

**Locknut Socket
Ford**

- Services 1995–1996 Ford F-series 1/2-ton trucks and full-size Bronco with automatic hubs.



2-1/2"

- 1/2" sq. drive.
- Similar to Ford 205-348 (T95T-1197-A)

7796

**Locknut Socket
Ford**

- Services 1995–1998 Ford F-series 3/4- and 1-ton trucks with automatic hubs.



2-3/4"

- 1/2" sq. drive.
- Similar to Ford 205-349 (T95T-1197-B)

7913

**Locknut Socket
Suzuki, Geo**

- Used to remove and install locknut on 1997–2000 Suzuki Samurai and Geo Tracker front hubs.



- Similar to Kent-Moore J-42119

7941

**Locknut Socket
Toyota**

- Specially designed to fit 4WD lock-out hubs on Toyota's 1995–2002 Tacoma, and 1996–2002 T100 and 4Runner.



2.366 center to center on pins

- 1/2" sq. drive.
- Similar to Toyota 09318-12010-01.

7909A

**Locknut Socket
Ford, GM**

- Services 1978–84 Ford F-series H.D. 3/4- and 1-ton 4WD trucks; 1973–81 GM 3/4- and 1-ton 4WD trucks.



2-5/8"

- 1/2" sq. drive.
- Similar to Ford 205-D001 (D78T-1197-A)

7270A

**Locknut Socket
Ford, Dodge**

- Services 1984–92 Ford Ranger and Bronco II with manual hubs; 1986–95 Ford F-series 1/2-ton truck; full size Bronco with Dana 44 front axle; 1990–93 Dodge trucks with Dana 44 automatic hubs.




2-3/8"

- 1/2" sq. drive.
- Similar to Ford 205-244 (T86T-1197-AR)



6010



6612, 6902, 6921

6795, 6796, 6928, 6936

1/2" Drive Locknut Socket Set

- These are not light-hearted sockets; they feature a 1/2" square drive, and can be used with an extension and torque wrench for accurate tightening.
- For use on the rounded and standard hex nuts found on the most popular light-duty trucks on the road.
- Unlike the competition, these sockets are backed by the famous OTC Lifetime Marathon Warranty® against defects in materials and workmanship.

6010 – Locknut socket set. Includes one each: Nos. 6612, 6795, 6796, 6902, 6921, 6928, 6936.

Contents of set:

6612 – 54 mm hex locknut socket designed for use on front wheel adjusting nuts found on Toyota FJ, LN, and RN models.

6902 – 2-3/8" hex locknut socket works on 1984–92 Ford Rangers and Bronco IIs with automatic locking hubs. (Ford No. T70T-4252-B and 205-040).

6921 – 2-1/2" hex locknut socket fits hex nut found on rear axles and various front axle applications on light-duty trucks.

6795 – 2-1/2" rounded hex locknut socket. Works on 1995–96 Ford F-150 trucks and full-sized Broncos with automatic locking hubs. (Ford No. T95T-1197-A and 205-348).

6796 – 2-3/4" rounded hex locknut socket. Works on 3/4- and 1-ton Ford F-250 and F-350 trucks with automatic locking hubs. (Ford No. T95T-1197-B and 205-349).

6928 – 2-9/16" rounded hex locknut socket. Works on 1990–93 Dodge trucks with Dana 60 manual hubs.

6936 – 2-3/8" rounded hex locknut socket. Works on 1990–newer Ford Rangers, Bronco IIs, and Explorers with automatic locking hubs.



7248

C-Frame Press

• The C-Frame used in conjunction with OTC Ball Joint Adapters. Can also be used for removing/installing; universal joints with needle bearings, pressed in wheel studs, and brake anchor pins on heavy-duty vehicles. Suitable for general pressing operations.



7917

Live Center Forcing Screw Plug

This plug replaces the existing forcing screw on the No. 7248 C-frame to allow its use on heavy-duty ball joints. The shorter length gives the C-frame a wider opening to accommodate the larger ball joints on 3/4- and 1-ton trucks.

6935

U-Joint Service Adapter

For use with the 7248 C-Frame to service the u-joints found on Dana 60 4WD front drive axles.





Application Examples:

- 1977-1991 Chevrolet and GMC 1 Ton
- 1975-2010 Dodge ¾ & 1 Ton
- 2000-2002 Ford Excursion
- 1999-2010 F250
- 1985-2010 F350
- 1999-2008 F450
- 1999-2004 F550

6541

Pulling Hook

- This slide hammer puller attachment is used to remove seals, bearings, and other press-fit parts.
- Designed to be used with OTC No. 1155 (5 lb.) or No. 1156 (2-1/2 lb.) slide hammer, or other slide hammers having 5/8-18 threads.



Slide Hammer Rear Axle Puller

This puller will enable you to remove flange-type rear axles from most late model cars and light trucks. It works on axles having bolts and studs up to 9/16" diameter.

- Fits 4-, 5-, or 6-bolt patterns and stud circles from 4-1/4" to 5-9/16".

7372 – Rear axle pulling plate.

7374 – Rear axle pulling plate with 5-lb. slide hammer assembly.



7792

Rear Axle Service Set

The tools you need for flange-type rear axle and bearing removal on most late model passenger cars and light trucks. Set includes the No. 7374 rear axle pulling plate and 5 lb. slide hammer. The axle bearing pullers, used with the slide hammer, make short work of removing semi-floating rear axle bearings.

Consists of:

7374 – Rear axle pulling plate with 5 lb. slide hammer.

7495A – Rear axle bearing puller. Fits min. bearing tube I.D. of 1" and max. axle tube I.D. of 1-7/8".

7496A – Rear axle bearing puller. Fits min. bearing tube I.D. of 15/16" and max. axle tube I.D. of 2-3/8".

7497A – Rear axle bearing puller. Fits min. bearing tube I.D. of 1-3/8" and max. axle tube I.D. of 2-7/8".

27315 – Puller hook for use with the 5 lb. slide hammer. Removes oil seals, bearings, etc.



6540

Rear Axle Bearing Puller Set

- Set contains slide hammer and popular attachments needed for servicing flange-type, floating rear axle bearings and seals in most late model, rear-wheel drive cars and light trucks; comes in a molded case.
- Rear axle bearing puller fits min. bearing tube I.D. of 1" and max. axle tube I.D. of 1-7/8".
- Rear axle bearing puller, fits min. bearing tube I.D. of 1-5/16" and max. axle tube I.D. of 2-3/8".
- Rear axle bearing puller fits min. tube I.D. of 1-3/8" and max. axle tube I.D. of 2-7/8".
- Slide hammer tee bar, slide hammer 5 lb. weight, pulling hook, rear axle pulling plate, bearing cup remover.

6602

Differential Bearing Preload Wrench

- Use to adjust differential bearing free play on Chrysler/Dodge vehicles with 7-1/4", 8-1/4", 8-3/4", and 9-1/4" rear axles.
- Tool fits inside axle tube to access the threaded adjusters.



Similar to
Miller C-4164



7494A

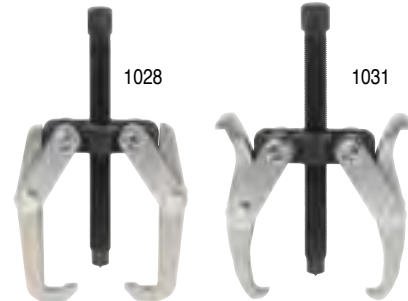
Rear Axle Bearing Service Set

Designed to make the removal of semi-floating rear axle bearings easier. Allows you to capture the bearing firmly, distributing the pulling force over the entire bearing. This reduces damage and increases the amount of applications. Set includes three pullers to service most domestic cars. Use with OTC Nos. 1155 or 1156 slide hammer with 5/8"-18 UNF thread. Pullers also available separately.

7495A – Rear axle bearing puller. Fits minimum bearing tube I.D. of 1" and maximum axle tube I.D. of 1-7/8".

7496A – Rear axle bearing puller. Fits minimum bearing tube I.D. of 1-5/16" and maximum axle tube I.D. of 2-3/8" including 1988–2000 Chevrolet and GMC 8-1/2", 1/2-ton rear axle bearing.

7497A – Rear axle bearing puller. Fits minimum bearing tube I.D. of 1-3/8" and a maximum axle tube I.D. of 2-7/8".



Differential Bearing Pullers

For removing differential side carrier bearings on a wide variety of passenger cars and light trucks. Use with step plate adapter Nos. 8060, 8061, 8063, and 8064. (Step plate adapters are not included with 1028 or 1031. See page 117.)

1028 – Puller with a 3-1/2" maximum reach, 1-1/4" to 4-1/2" spread. Primarily for servicing Ford products.

1031 – Puller with a 3-1/4" maximum reach, 6" maximum spread. For servicing most General Motors, American Motors, and Chrysler products.



4520
Differential Side Bearing Pullers

- Use to remove differential side carrier bearing. Works on a wide variety of cars and light-duty trucks.
- Includes four step plate adapters to fit carrier bearings.
- Reach: 1-5/8". Spread: 2-5/8" to 3-3/8". Forcing screw is 3/4"-16 x 6-11/16" lg.


Set includes:

- 4520-1** – Forcing Screw / Cross Block Assembly
- 4520-2** – Puller Jaws / Pins (set of two each)
- 4520-3** – Puller Jaws Retaining Yoke
- 4520-4** – Step Plate Adapters (set of four)

15/16" – 1-11/32" diameter, 1-1/8" – 1-1/2" diameter
1-1/4" – 1-5/8" diameter, 1-1/8" – 1-3/4" diameter

Specifications

Reach: 1-5/8"
Spread: 2-5/8" on inside holes in crossbar
3-3/8" on outside holes in crossbar
Forcing screw: 3/4"-16 mm x 6-11/16" lg.
Adapter sizes: 15/16" to 1-3/4" diameter



4508
Professional Style Seal Puller

- Designed to remove oil and grease seals when servicing cars, SUVs, and light trucks without damaging the housing or bearing.
- Hook tips in two sizes and professional handle design allows removal of hard-to-get-at seals by getting under them.
- The tool is 12" long and the hook tip is double-secured (versus competitors' designs), for durability.
- An extra blade is included, and additional replacements (No. 4508-1) may be ordered.

4508-1 – Replacement blade for 4508.



7140
Ford Halfshaft Remover/Differential Rotator

No. 7140 is essential when removing the left-hand halfshaft from Escort/Lynx transaxles. It ensures correct removal and allows the technician to turn the differential.


Similar to Ford
D80L-522-A, 303-D025



522
Large Gear and Pulley Puller

Using this tool, you can easily remove a wide range of gears, pulleys, or other parts that have tapped holes.

- The puller will spread from 2" to 7-3/4". Its block is 8-1/4" wide, and its forcing screw is 3/4"-16 x 11-5/8" long.
- Accommodates any cap screws up to 1/2" diameter.



Gear and Pulley Pullers

These tools are perfect for removing timing gears, fan pulleys, harmonic balancers, and many other parts having tapped holes.

- Each puller will spread from 1-1/2" to 4-1/4". The puller blocks are 4-7/8" wide.
- Both include two hex head cap screws, 3/8"-16 x 3" long.

7392 – Puller with 13" long screw.
7393 – Puller with 5-1/2" long screw.



Inner CV Joint Puller

This is the puller you need for CV work on many Ford cars. Used with a slide hammer, it will remove an axle assembly from the transaxle without causing damage to expensive aluminum transmission cases or other components.

7507 – CV joint fork only. Use with OTC slide hammer No. 1155, extension No. 7508, or both.
7508 – 17-1/2"-long slide hammer extension.
7509 – Complete CV joint tool.

Similar to
Ford 204-D020
(D93T-3206-A)



7502
4WD Front Spindle Puller

This puller enables you to remove the front spindle on light-duty 4WD trucks. It's designed for full-size Ford, GM, International, and Jeep pickups with Dana front axles. Also works on Ford Ranger and Bronco II.

- 5/8" fine thread makes it ideal for use with our No. 1155 slide hammer.
- Fits spindle thread sizes 2"-16, 1-5/8"-16 and 38 mm-1.5.



4623
CV Joint Banding Tool and Cutter

- Use to install and tighten the "band-it" or strap style clamps on CV joint boots, or on power steering rack and pinion steering gear boots.
- Once installed into the tool, tighten the band by turning the handle on the tool; use a socket or wrench on the handle to torque the band to OE specifications.
- When the boot clamp has been tightened to specs, cut the band to the correct length by flipping the lever (at the front of the tool) forward.



4723
Ear-type CV Boot Clamp Pliers

- Designed to crimp the ear-type CV boot clamps used on front-wheel drive vehicles.
- May also be used to crimp the type of clamps used on fuel and cooling system hoses.
- Ensures even, precise crimping, and eliminates possibility of damage to the clamp, boot, or hose.

4721
CV Boot Clamp Cutter

- Designed to easily cut the CV boot clamp without damaging the boot.
- Will cut boot clamps up to 10 mm wide and .7 mm thick.
- Handles are spring loaded to the open position to allow easy access to the clamp.





4722

Heavy-Duty CV Boot Clamp Installer

- Designed to clamp the ear-type CV boot clamps used on front-wheel drive vehicles.
- May also be used to crimp the clamps used on fuel and cooling system hoses.
- Ensures even, precise crimping, and eliminates possibility of damage to the clamp, boot, or hose.



4724

CV Boot Clamp Pliers

- Special tips work on the ear-less type CV boot clamps.
- Grips clamp in many positions to tighten clamp around boot.



4720

Boot Clamp Pliers - Chrysler

- Required tool for correct installation of strap-and-buckle style CV boot clamps.
- Works on A.C.I. and G.K.N. boots found on various Chrysler, Plymouth, and Dodge front-wheel drive vehicles.
- Prevents damage to CV boot and clamp during installation.



7085

Dust Boot Cap Installer

Works on all vehicles with band-type boot clamps (up to 1/4" wide & .020" thick). The clamp must be installed correctly after servicing to prevent moisture and foreign material from entering the CV joint area. This tool provides exact installation of those clamps with ease.



Fluid Evacuation / Brake Bleeding Tools


- Use to bleed brake systems and remove a variety of fluid from vehicles, such as antifreeze, oil, transmission fluid, gear lube, etc.
- Quick connect locking hose adapters and ball-style on/off valve on hose prevent fluid leakage.
- Equipped with a relief valve to prevent over-pressurizing the tank.

8100

Operates by shop air or a hand pump; shipped complete with a brake bleeding hose, fluid evacuation hose, and two suction hoses (6 mm and 7 mm); 10-liter capacity tank.

8101


Operates with shop air; shipped with a brake bleeding hose and fluid evacuation hose; 6-liter capacity tank.



7071

Differential Housing Spreader

Here's a tool that eases the job of removing or installing differential ring-gear assemblies on Dana axle models 30 through 70. It's a heavy-duty device using mechanical screw power to spread the housing. It helps prevent the component damage that often results from the use of homemade devices.



7011

Ball Hone Set, 10 piece

- Ball Hones can be used for refinishing and resizing bores such as found in brake calipers, engine lifters, and u-joint yokes. Also useful for any bearing or bushing application.
- All hones are 180 grit Silicone Carbide for excellent cutting and finish.

7020 Similar to Ford
T57L-500-B, 307-003



7020

Bench-Mounted Holding Fixture

Here's a helpful device that enables you to securely hold and rotate small engines, transmissions, and other components while you're working on them.

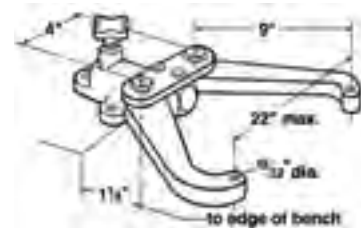
- This holding fixture will handle pieces weighing up to 250 lbs., and it offers 360° of rotation with positive stops at 90° increments.
- Three sides of the mounted unit remain fully exposed.

34607

Base assembly only.



34607 Similar to Ford
D83L-500-B1, 300-D041



553516

Differential Mounting Adapter

Mounts easily using existing bolt patterns. Fits the most common differentials currently in use on Category 7 and 8 Heavy Duty Trucks. Including: Eaton®, Fuller®, Rockwell®, Meritor, Spicer, International, and Mack. For use on OTC 5019A / 5078 and Stinger 1522A Transmission Jacks.



Tool No.	Size
7011-1	.375" 10 mm
7011-2	.500" 13 mm
7011-3	.625" 16 mm
7011-4	.750" 19 mm
7011-5	.875" 22 mm
7011-6	1.00" 25 mm
7011-8	1.25" 32 mm
7011-10	1.50" 38 mm
7011-12	1.75" 44 mm
7011-14	2.00" 51 mm

Steering

- Pitman Arm Pullers..... 50-51
- Separator Tools 51
- Inner Tie Rod Tools 52
- Power Steering Pumps..... 53
- Steering Wheel Pullers..... 53
- Flange-Type Pullers 54

Suspension

- Ball Joint Tools 55-58
- Ball Joint Separators 58
- Torsion Bars 59
- Alignment Tools 59-60
- Strut Tools 61

Hub

- Hub Grappler™ 62
- Hub Pullers 63
- Hub Resurfacing Kit 64
- Slide Hammer Puller Sets 64-65
- Locknut Sockets 65-66





6295

Front End Service Set

Kit includes five popular tools used for servicing Pitman arms, ball joints, and tie rods on most vehicles.

Set includes:

- 7314A – Pitman arm puller.
- 7315A – Tie rod end remover.
- 7503 – Outer tie rod remover/ball joint separator.
- 6296 – Pitman arm/tie rod end puller.
- 6297 – Ball joint separator.

6496

Pitman Arm Puller

Cuts Removal Time from 3 1/2 Hours to 40 Minutes!

- Labor intensive removal of steering sector not necessary.
- Compact design allows easy access to the Pitman arm.
- Works on most domestic SUVs and pickups.
- Live center on forcing screw and use of a standard wrench results in less effort required.
- Tool is forged steel for durability and long life.



Works on the following four-wheel-drive vehicles

1998 – 2003	Ford Navigator
1997 – 2004	Ford F-150 and Expedition
1991 – 2004	Oldsmobile Bravada
1992 – 2011	Chevy Suburban
1988 – 2005	S-10 / S-15 GMC Trucks & Chevy Blazers
1988 – 2011	GMC & Chevy 1/2, 3/4, & 1 ton pickups
1995 – 2011	Chevy Tahoe and GMC Yukon/Denali



7314A

Pitman Arm Puller

This puller will handle nearly any Pitman arm job on passenger cars and light trucks. It features special forged jaws shaped to fit the job, ensuring a positive grip every time. Spread between jaw tips: 1-5/16".



6296

Pitman Arm/Tie Rod End Puller

The versatile design allows this tool to be used as a Pitman arm remover for many small, domestic rear wheel drive vehicles, or as a tie rod end puller for many domestic and import vehicles. The jaws, with a spread of 1", give a positive grip in tight work places.

6497

Super-Duty Pitman Arm Puller

- Works on 2005 and newer Ford F-250 and F-350 four-wheel-drive Super Duty trucks.
- Allows the Pitman arm to be removed from the steering gear while the steering gear is still in the vehicle.
- Two clamp bolts lock the jaws on the Pitman arm, ensuring a solid grip.
- Maximum jaw spread is 3-1/4".



7315A

Tie Rod End Remover

Redesigned to use on imports and many front wheel drive vehicles, including SUVs with rack and pinion steering. Live center tip on forcing screw swivels to align tool to tie rod stud to ease in removal and prevent damage to stud.

Similar to Ford 211-001 (TOOL-3290-D)



6297

Ball Joint Separator

This tool is used to separate the ball joint from the spindle support arm. It works on many domestic and import front wheel drive vehicles, and is adjustable up to 2" for different size ball joints.

7311A Similar to Ford No. 211-003 (T64P-3590-F)



Pitman Arm Pullers

These pullers are designed for the toughest Pitman arm jobs. They're adjustable and have rugged forged jaws shaped to fit the job. Two clamp bolts lock the jaws on the Pitman arm, ensuring a solid grip. Puller No. 7310A includes an adapter for added versatility. Both pullers cover a variety of pulling jobs.

7310A

Pitman arm puller for medium- and heavy-duty trucks. Max jaw spread: 2-1/4".

7311A

Pitman arm puller for cars and light trucks to 3/4 ton. Max jaw spread: 2-1/8".



7503

Outer Tie Rod Remover/Ball Joint Separator

This tool is a must when you're servicing outer tie rods and ball joints. It works on imported and domestic models, front or rear wheel drive, cast or stamped-steel steering knuckles.

- Handles up to 5 tons of force.
- Jaws spread to 3" and has a 4" reach.
- Jaws, once tightened, won't slip on the knuckle.



8149

Pitman Arm Puller

The 8149 conical tool is designed to fit Pitman arms on compact and intermediate cars.

- Conical design gives increased strength, stability, and fits securely on a Pitman arm.
- Spread is 1-1/4" with a reach of 2-1/4".
- 3/4-16 x 4-3/4" forcing screw provides enough power to remove stubborn Pitman arms.



8150

Pitman Arm Puller

The No. 8150 conical tool is designed to fit Pitman arms on domestic cars and light-duty trucks.

- Conical design gives increased strength, stability, and fits securely on a Pitman arm.
- Spread is 1-1/2" with a reach of 2-1/2".
- 3/4-16 x 4-3/4" forcing screw provides enough power to remove stubborn Pitman arms.



6272

Chrysler LH Toe Adjusting Tool Set

This set enables the technician to adjust toe, to obtain a straight steering wheel, and correctly center the tie rod end. Permits easily reaching and breaking loose the tie rod jam nuts, while the entire assembly is held stable. Services 1998–newer Chrysler Concorde, Concorde 300M, New Yorker LHS, Dodge Intrepid, Dodge R/T, and Eagle Vision.



7891

Chrysler LH Toe Adjustment Set

Here's a tool set that will quicken front toe adjustments on Chrysler LH series cars. Consisting of a wrench, socket, and retainer, this set is for the 1993–97 Chrysler Concorde and New Yorker, Dodge Intrepid, and Eagle Vision.

6531

Pitman Arm Separator

Separating Pitman arms on cars and light trucks is quick and easy with this wedge and an appropriate sized hammer.

- 11" long and has a 1-1/8" fork spread.




6532

GM Pitman Arm Remover

Removes Pitman arms on pickups and sport utility vehicles. The wedge end is placed between the Pitman arm and steering gear box, and with just a few hammer blows, it separates them. Works on 1988 and newer Chevrolet and GMC 1/2- and 3/4-ton 4WD pickups, Suburban, Tahoe, and Yukon.

- 11-3/4" long with a 1-5/8" fork spread.




6533

Separator Tool

This handy tool is multipurpose. It will remove camber adjustment sleeves on 1980-86 F-150 & F-250 and 1982-88 Bronco II & Ranger Ford pickups that have an adjustable camber. It's also a separating tool for tie rods on medium- and heavy-duty trucks. And it works as a Pitman arm wedge on light trucks.

- 11-5/8" long with a 1-7/16" fork spread.




6534

Shock Link and Tie Rod Separator

Here's a tool that will convince even the most stubborn shock links and tie rods to part company. Just insert the tapered wedge between the seized parts, and smack the other end with a hammer.

- 16" long with 11/16" fork spread.




See page 38 for **Grease Guns**

6535

Ball Joint Separator

Ball joint service is easier with this tool. It was designed to remove ball joints from spindle support arms, and can be used on a wide variety of vehicles, from compact cars to light-duty trucks.

- 16" long and has a 15/16" fork spread.



6299

Separator Set (5 piece)

- Features five popular "pickle forks" in a blow-molded case.
- Used to remove shock linkage, tie rods, and ball joints. Also for general service on many cars and light trucks.

Includes:

- 6531 – Size 11" x 1-1/8" Fork Spread.
- 6532 – Size 11-3/4" x 1-5/8" Fork Spread.
- 6533 – Size 11-5/8" x 1-7/16" Fork Spread.
- 6534 – Size 16" x 11/16" Fork Spread.
- 6535 – Size 16" x 15/16" Fork Spread.



4559

Manual / Pneumatic Pickle Fork Set

- Use to separate ball joints, tie rods, and Pitman arms.
- Set contains two handles: knurled handle allows use of a hammer; smooth handle fits in a pneumatic hammer.
- Three sizes of pickle forks included: 1-1/8", 15/16", and 11/16".

Set contains:

- 4559-1 Fork heads (set of three: 11/16", 15/16", and 1-1/8").
- 4559-2 Handles (set of two: knurled handle for use with a hammer; smooth handle for use with an air hammer).





Similar to Ford
T79P-3223-A

7023

Tie Rod Adjusting Tool

Here's a tool that will fit most models of compact and standard-size cars and light trucks. It has a four-position feature and 360° rotation that lets you locate the tool to grip the sleeve correctly, even when access is limited.



6275

Tie Rod/Pitman Arm Adjusting Set

These tools have a unique design that permits 360° rotation of the adjusting sleeve, even where space is limited.

- Accommodates 1/2" drive ratchet or breaker bar.
- Set consists of the following tools in a blow-molded case:

7095 – For compact cars with 3/4" diameter adjusting sleeves.

7096 – For full size cars with 7/8" diameter adjusting sleeves.

7097 – For light trucks with 1-1/8" diameter adjusting sleeves.

6274 – For Ford 3/4-ton and 1-ton trucks with 1-13/16" diameter adjusting sleeves.

6084 – Pitman arm adjusting tool for Ford F-250 thru F-450 trucks with 1-7/16" dia. adjusting sleeves.



6065

Tie Rod Socket for Medium-Duty Trucks

Here's a heavy-duty tool for removing tie rod ends on Chrysler, Ford, and GM 1-ton trucks. It also works on many medium-duty trucks, Class 2 through 6.

- Accommodates a 1/2" drive impact wrench.



7484
Standard



7500
Standard



7501
Heavy-Duty

Inner Tie Rod Wrenches (Standard & HD)

Universal wrench will fit on all styles and allow the technician to un-screw the tie rod link for replacement.

7484 – Unique lever design will turn hex rack ends or hex shafts from 1" to 1-5/8" (25-41mm).

7500 – Unique cam design cover sizes from 1-1/4" to 1-5/8" (33-41mm) hex, 2 flats, round or any style rack ends.

7501 – Unique cam design cover sizes from 1-1/2" to 1-7/8" (38-48mm) hex, 2 flats, round or any style rack ends.

Similar to
Ford 211-D029
(D93L-3395-A)



7595A

Inner Tie Rod Removal Set

Remove and install inner tie rods without removing steering gear. The adapters fit into the tie rod socket, and a 1/2" drive ratchet or breaker bar fits the drive end.

- Services both old and new style inner tie rods.
- For use on most Chrysler, Ford, and GM vehicles.
- The socket is 16" long and is "stepped" to accept 1-3/16" tie rods and 1-5/16" tie rods.
- Adapters fit into socket and work on 1-3/16", 1-5/16", and 1-7/16" tie rods.

Important: When removing and installing inner tie rods, hold steering rack shaft to prevent damage to pinion gear.



Similar to
211-185

7771A

Ford Power Steering Pump Pulley Installer

Installs power steering pump pulleys on 1992–newer Ford Crown Victoria and Mercury Grand Marquis with 4.6 V8 engine, 1997–newer Ford truck with 4.2 & 4.6 V6, 5.4 V8, and 6.8 V10 engines.

- 8 mm x 1.25" threads fit Ford's C111 pump.




7676

Alignment Assist Tool

With this tool, you won't need to remove tires to adjust the camber on most GM and some Chrysler FWD vehicles. The tool sits on top of a tire and presses against the strut to prevent the tire from moving, allowing you to do the adjustments. For Chrysler and GM vehicles with slotted strut mounts that don't use eccentric washers on the through slots for camber adjustment. (Applications do not include Buick Park Avenue, Cadillac Fleetwood, Oldsmobile 88 and 98, and Pontiac Bonneville – if they have rear air suspension).

6695

Similar to
Ford 205-429



6697

Similar to
Ford 205-830

6698

Similar to
Ford 205-831

Ford Axle Shaft Seal Installers

Correctly installs the seal onto the axle shaft and into the wheel knuckle, preventing front hub vacuum leaks that would cause the 4WD to not engage.

6695 – Ford Axle Shaft Seal Installer. Works on 1998-2004 Ford F-250, F-350, F-450, and F-550 4X4s having the vacuum-operated front axle.

6697 – Ford Axle Shaft Seal Installer. Works on 2005-newer Ford F-250, F-350, 4X4s having the vacuum-operated front axle.

6698 – Ford Axle Shaft Seal Installer. Works on 2005-newer Ford F-450, F-550, 4X4s having the vacuum-operated front axle.



7209

GM Power Steering Pump Pulley Installer

This tool offers easy, damage-free installation of power steering pump pulleys. It works on 1988–95 GM Quad 4 engines; 1990–94 Chevrolet Lumina APV, Oldsmobile Silhouette, and Pontiac Trans Sport vehicles; 1990–94 3.1L V6 engines; 1994–newer 3100 GM V6; 1999–newer 3400 GM V6. Threads are 3/8–16" to fit pulley shaft threads.




7362
GM Power Steering Pump Pulley Service Kit
 Remove and install the power steering pump pulley easily and without damaging the pump shaft or pulley.

- Includes remover and installer.



4681
Power Steering Pump/Alternator Remover/Installer Tool

- Reversible 2-in-1 tool removes and installs press-fit alternator and power steering pump pulleys.
- Also removes and installs other press-fit pulleys with a hub diameter of 1-1/8" (28 mm), 1-1/4" (32 mm), 1-5/16" (34 mm), or 1-3/8" (35 mm).



Similar to Ford 211-016 (T69L-10300-B)

7185
Power Steering Pump/Alternator Pulley Remover

This puller removes pulleys on most Chrysler, Ford, GM, and VW vehicles fitted with Saginaw, Thompson, or Ford's C2 and C111 power steering pumps; GM belt-driven vacuum pumps on cars; and press-on water pump pulleys on GM 4- and 6-cylinder engines. It works on pulleys with hub diameters of 1-1/8", 1-1/4", 1-5/16", and 1-3/8".

- Designed to ensure damage-free removal.



4529
Power Steering/Alternator Pulley Puller/Installer Set

- Properly replaces pressed-on power steering and alternator pulleys on Ford, Chrysler, and late GM engines.
- Housed in a blow-molded plastic storage case.



7830A
Power Steering Pump Pulley Kit

This kit has nearly everything you need to remove and install power steering pump pulleys in Chrysler, Ford, and GM vehicles with Saginaw, Thompson, and Ford C111 and C2 power steering pumps. Fits 1-1/8", 1-1/4", 1-5/16" and 1-3/8" pulley hub diameters, including 1988–newer GM cars equipped with Quad 4 engines; 1991–94 GM 3.1L V6; 1991–newer 3800 V6 engines; 1994–newer GM 3100 V6; 1999–newer GM 3400 V6, and 1992–newer Ford Crown Victoria and Mercury Grand Marquis with 4.6 V8 engine, 1997–newer Ford truck with 4.2 & 4.6 V6, 5.4 V8, and 6.8 V10 engines.

- Also includes No. 7931 spacer for work on Chrysler Cirrus, Dodge Stratus, and Plymouth Breeze.



Similar to Ford 211-009 (T65P-3A733-C)

7005
Power Steering Pump Pulley Installer

This is an ideal companion to our No. 7185 pulley remover. It's a real timesaver for installing power steering pump pulleys and GM press-on water pump pulleys.

- Designed to ensure damage-free installation.
- Internal roller bearing allows for easy turning.
- Threads are 3/8"-16 to match pulley shafts.



4530
Power Steering Pump Pulley Service Set

- A complete set of tools required to remove and install power steering pump pulleys of most domestic vehicles.
- Fits pulley hubs with diameters of 1-1/8", 1-1/4", 1-5/16" and 1-3/8".
- Includes the necessary adapters for servicing: GM 3.1L, 3100, 3400, and 3800 V6 engines, GM 2.3L Quad 4 four-cylinder engines, and Ford 4.6L and 5.4L V8, 6.8 V10 engines.



Similar to Kent Moore J-21854-A

7889
Steering Pivot Pin Remover

Tilt steering columns are much easier to service when your tool box has one of these pivot pin removers in it. Works on GM, Chrysler, and Ford vehicles with Saginaw tilt steering columns.



Similar to Ford 211-D002

7122R
Ford Lock Pin Remover

Removes tie rod inner socket retaining pin on Ford vehicles with rack and pinion power steering. Replacement tips available separately.

37907 – Tip for 7122R.



7815
Steering Wheel Lock Plate Remover

This is an essential tool for compressing steering wheel lock plates on AMC, Chrysler, and GM vehicles, with or without tilt steering columns. It's also necessary for accessing the turn signal switch and SIR modules on GM vehicles.

- Also works on metric columns.



7245
Steering Wheel Puller

This puller removes steering wheels on most domestic and imported vehicles, with or without telescoping steering columns. Five sets of cap screws are included for various thread requirements. The forcing screw features a swivel end to protect steering shaft.

Cap screws included (pairs):
 3/8-16 x 3-1/2; 5/16-18 x 3-1/2; 5/16-24 x 3-1/2;
 M8-1.25 x 90 mm; 5/16-18 x 4 (SIR).

Bar measures 4" x 1" x 1".



7984

Master Steering Wheel Service Set

- This master set is used for steering column service on most cars and light trucks, domestic and imports.
- This set includes components for steering wheel, lock plate removal, and pivot pin removal.
- Special 5/16-18 x 4" shoulder bolts allow removal of GM steering wheels without damaging the SIR module. Also use the 5/16-18 x 4" shoulder bolt for earlier models without SIR module.
- This set includes a lock plate compressor with M14 x 1.5 and 9/16-18 forcing screws for steering column shafts on GM S.I.R., as well as older GM, AMC, and Chrysler vehicles with tilt, telescoping, and conventional steering columns. Use on steering columns with or without air bags.
- Includes a screw to contain the telescopic steering column on older GM vehicles.
- The pivot pin remover covers tilt steering pivot pins on 1969 and newer GM, Ford, and Chrysler vehicles with Saginaw steering columns.
- Two hook-shaped puller legs and special forcing screw adapter remove the steering wheels without tapped pulling holes.

This set includes three each of the following hardened bolts:

- Washer Head Bolts (Grade 8) 1/4-28 UNF x 3"
- Hex Head Flange Bolts 3/8-16 UNC x 3.5"
- Hex Head Flange Bolts 5/16-24 UNF x 3.5"
- Hex Head Flange Shoulder Bolts 5/16-18 UNC x 4"
- Hex Head Flange Bolts M8 x 1.25 x 90mm

7929A

Steering Wheel Puller Leg Set

- Particularly useful during steering wheel removal when there are no tapped holes in the assembly.
- The 7929A is designed for use with either the No. 7245 or No. 7403 OTC steering wheel puller.
- These legs get behind the steering wheel assembly to provide an even, straight pull. The collar is designed for use on Ford and Chrysler vehicles.
- Works on:
 - 1988-1993 Pontiac LeMans
 - 1997-newer GM cars, SUVs, and light trucks
 - 1997-newer Ford SUVs and light trucks
 - 1999-newer Jeep Grand Cherokee
 - 2003-newer Jeep Liberty
 - 2004-newer Dodge Sprinter van



4-1/2" reach



7790

Flange-Type Puller Set (Grade 5)

- Versatile puller capable of removing a wide variety of components having tapped pulling holes, including harmonic balancers, gears, crankshaft pulleys, etc.
- Capable of handling 2- or 3-way bolt pulling applications.
- Works on many cars, pickups, SUVs, and small engines.
- Carries the OTC Lifetime Marathon Warranty® against defects in workmanship and material.

Contents of set:

- Puller flange: adapts to bolt circle dia. of 1-1/2" to 4-5/8".
- Forcing screw: 5-5/8" lg., 5/8-18 thread.
- Shaft protector: 1-3/16" dia. x 3/4" thick.
- Three each of the following flat washers:
 - 1/4"; 5/16"; 3/8".
- Three each of the following bolt sizes:

1/4"-28 x 3" lg.	5/16"-24 x 3" lg.
5/16"-18 x 3-1/2" lg.	5/16"-18 x 6" lg.
3/8"-24 x 1-1/2" lg.	3/8"-16 x 2" lg.
3/8"-16 x 3" lg.	3/8"-16 x 4-1/2" lg.
M8 x 1.25 x 45 mm lg.	M8 x 1.25 x 65 mm lg.
M8 x 1.25 x 90 mm lg.	M10 x 1.5 x 35 mm lg.



7927A

Steering Wheel Remover/Lock Plate Compressor Set

With this set, it's easy to remove the steering wheels of most domestic and imported vehicles, with or without tilt steering columns. Also accesses the turn signal switch and SIR modules on current GM vehicles.

- Includes No. 7815 steering wheel lock plate remover, No. 7889 steering pivot pin remover for Saginaw steering columns, No. 7245 steering wheel puller, plus four sets of cap screws (2 of each size: M8-1.25 x 90 mm, 3/8"-16 x 3-1/2", 5/16"-24 x 3-1/2", and 5/16"-18 x 4").
- Contained in convenient plastic blow-molded case.



6294

Flange-Type Puller Set (Grade 8)

- Versatile puller capable of removing a wide variety of components having tapped pulling holes, including harmonic balancers, gears, crankshaft pulleys, etc.
- Capable of handling two- or three-way bolt pulling applications.
- Works on many cars, pickups, SUVs, and small engines.
- Bolts are heat treated to meet Grade 8 hardness.
- Carries the OTC Lifetime Marathon Warranty® against defects in workmanship and material.

Contents of set:

- Puller flange: adapts to bolt circle diameters of 1-1/2" to 4-1/4".
- Two forcing screws: 6" long and 3" long.
- Two pointed forcing screw center tips.
- Two flat forcing screw center tips.
- Special stepped bolts – 1990-2002 GM 3300-3800 V6 crankshaft pulleys.
- Three each of the following washer head bolts:

1/4"-28 x 3" lg.	5/16"-24 x 3" lg.
5/16"-18 x 3-1/2" lg.	3/8"-24 x 1-1/2" lg.
3/8"-16 x 2" lg.	3/8"-16 x 3" lg.
3/8"-16 x 4-1/2" lg.	M8 x 1.25 x 45 mm lg.
M8 x 1.25 x 65 mm lg.	M8 x 1.25 x 90 mm lg.
M10 x 1.5 x 35 mm lg.	



6930

Flange-Type Puller Combination

Heavy-duty flange puller features a live center forcing screw. Includes two live center forcing screw tips and two sets of commonly used automotive bolts. Puller will work on bolt circles from 1-1/2" to 4-1/4". Three cap screws, 3/8-24 x 3" long, and three cap screws, 3/8-16 x 3" long.



7403

Steering Wheel, Pulley, and Flywheel Puller

Here's a puller that works in a variety of applications. It pulls steering wheels on most late model cars. It also works as a regular 2/3-way puller to remove pulleys and small engine flywheels. Cap screws included (pairs): 3/8-16 x 3-1/2 in.; 5/16-18 x 3-1/2 in.; 5/16-24 x 3-1/2 in.; M8-1.25 x 90 mm; and 5/16-18 x 4 in. (SIR).

- Works on domestic cars with or without collapsible steering columns.

Master Ball Joint Kits



6559

Ball Joint Master Service Kit. The ultimate ball joint service kit!

- The 6559 Ball Joint Master Service Kit offers complete coverage of Car and Truck/Van/SUV applications. With 70+ adapters, c-frame and application guide means there is nothing else to add for servicing ball joints.
- The majority of vehicles have press-in ball joints, so stop searching for make-shift solutions for servicing these vehicles – everything required is laid out in this one complete kit.
- With a kit of this magnitude, finding the correct adapters and using them correctly is key to minimizing service time. That is exactly what the included ball joint application guide is designed to do – contains application charts and diagrams with step-by-step instructions.



6529

Car Ball Joint Master Service Kit.

- This 50+ adapter kit is the most complete Car ball joint service kit available, and the first of its kind on the market.
- With 70% of OEM's having cars with press-in ball joints, this kit is designed to service those applications.
- This kit is a subset of the 6559 and includes 50+ adapters, C-Frame, Ball Joint Application Guide, and Location Card all provided in 2 cases.



6539

Truck Ball Joint Master Service Kit.

- This 55+ adapter kit is the most complete Truck/Van/SUV ball joint service kit available.
- With the majority of Truck/Van/SUV applications having press-in ball joints and universal joints, this kit is designed to service those applications. (note; covers same applications as the 8031 Chrysler/Jeep Truck/Van/Suv Ball Joint Kit without requiring larger C-Frame).
- This kit is a subset of the 6559 and includes 55+ adapters, C-Frame, Ball Joint Application Guide, and Location Card all provided in 2 cases.

Intermediate Ball Joint Kits



6530

Ball Joint Intermediate Service Kit

- This 20+ adapter kit covers many Truck/Van/SUV applications and some car applications.
- With the majority of Cars and Truck/Van/SUV applications having press-in ball joints and universal joints, this kit is designed to service many of those applications.
- This kit is a combination of 7249, 7918, and 7996 kits, and includes 20+ adapters, C-Frame, and Application Diagrams all provided in a case.



8031

Chrysler/Jeep Truck/Van/SUV Service Kit

- This 18 adapter kit covers Chrysler/Jeep Truck/Van/SUV 2WD and 4WD applications.
- Includes Large C-Frame for use with the OEM size ball joint adapters.
- Includes 18 adapters, Large C-Frame, application chart and instructions all provided in a case.

Starter Ball Joint Kits



7249

Ball Joint Starter Service Kit

- This starter kit is the backbone to ball joint, U-joint, anchor pins, and many other general pressing operations. Kit includes 5 adapters and C-Frame provided in a case.

Similar to Ford
205-086 (T74P-4635-C)



7248

U-Joint

Removing/Installing Tool

This helpful tool uses a forcing-screw press to safely remove and replace automotive universal joints with needle bearings, including GM plastic pin CV U-joints.

Ball Joint Adapter Sets



7918

Ball Joint Update Adapter Set

- This adapter set will update a 7249 Ball Joint Starter Service Kit to a 6530 Ball Joint Intermediate Service Kit, less the 7996 Honda Ball Joint Lower Ball Joint Adapter Set. Greatly expands the application coverage.



6529-1

BMW Car Ball Joint Adapter Set

- 11 adapters included to remove & install ball joints.
- Works on upper and lower ball joints on: 1992 – 1999 318 series, 1998 – 1999 323 series, 1996 – 1999 328 series, 1996 – 1999 M3.
- Vehicle application chart and diagrams included. Does not include the 7248 C-Frame press.



6529-2

Chrysler/Mitsubishi Car Ball Joint Adapter Set

- 20 adapters included to remove and install ball joints.
- Works on upper and lower ball joints on Chrysler, Dodge, Plymouth, and Mitsubishi cars with press in ball joints
- Vehicle application chart and diagrams included. Does not include the 7248 C-Frame press.

8033

Chrysler Ball Joint Socket

- Removes and installs the screw-in type ball joints used on mid-size, rear-wheel drive Chrysler cars.
- Similar to Miller Tools No. C-3560.
- Socket is 2" long with a 3/4" drive; fits 1-59/64" ball joints.



6529-3

Ford/Mazda Car Ball Joint Adapter Set

- 25 adapters included to remove & install ball joints
- Works on upper and lower ball joints on Ford, Lincoln, Mercury, and Mazda cars with press in ball joints
- Vehicle application chart and diagrams included. Does not include the 7248 C-Frame press.

8032A

Ford/Mercury Car Ball Joint Adapter Set

- Allows easy removal and installation of the lower ball joint on 1996–2009 Ford Taurus and Mercury Sable vehicles.
- Lower ball joint can now be replaced without having to replace the entire spindle assembly saving up to an hour of labor.
- Adapters are used with OTC No. 7248 C-Frame.



6529-4

GM Car Ball Joint Adapter Set

- 18 adapters included to remove & install ball joints.
- Works on upper and lower ball joints on Chevrolet, Buick, Pontiac, Oldsmobile, and Cadillac cars with press in ball joints
- Vehicle application chart and diagrams included. Does not include the 7248 C-Frame press.

6529-5

Honda/Acura Car Ball Joint Adapter Set

- 19 adapters included to remove & install ball joints
- Works on upper and lower ball joints on Honda and Acura cars with press in ball joints
- Vehicle application chart and diagrams included. Does not include the 7248 C-Frame press.



7996

Honda Car Ball Joint and Adapter Set

- Use with ball joint service set Nos. 6530, 7248, and 7249 to remove and install lower ball joints on Honda 1986–97 Accord, 1988–00 Civic, 1993–99 del Sol, 1988–91 CRX, and 1983–99 Prelude.



6734

Honda/Acura Car Ball Joint Adapter Set

Use this three-piece tool kit, along with OTC C-frame No. 7248, to remove and install lower ball joints on the following Honda and Acura vehicles:

- Honda Accord Sedan '03-'08
- Honda Accord Coupe '03-'08
- Acura TSX '04-'08



6529-6

Import Car Ball Joint Adapter Set


- 15 adapters included to remove & install ball joints.
- Works on upper and lower ball joints on Toyota, Hyundai, Kia, Infinity, Saab, and Nissan cars with press in ball joints
- Vehicle application chart and diagrams included. Does not include the 7248 C-Frame press.



6529-10

Car Ball Joint Master Set Upgrade for 6539


- 14 additional adapters required to complete a 6529 Car Ball Joint Master Set when added to the 6539 Truck Ball Joint Adapter Set.



6539-1

Import Truck Ball Joint Adapter Set

- 35 adapters included to remove & install ball joints.
- Works on upper and lower ball joints on Toyota, Honda, Acura, Hyundai, KIA, Infinity, Isuzu, and Nissan Trucks, Vans, and SUV's with press in ball joints.
- Vehicle application chart and diagrams included. Does not include the 7248 C-Frame press.



6539-2

Chrysler/Mitsubishi Truck Ball Joint Adapter Set

- 35 adapters included to remove & install ball joints.
- Works on upper and lower ball joints on Chrysler, Dodge, Jeep, Plymouth, and Mitsubishi Trucks, Vans, and SUV's with press in ball joints.
- Vehicle application chart and diagrams included. Does not include the 7248 C-Frame press.

8034

Chrysler Ball Joint Socket

- Removes and installs the screw-in type ball joints used on Chrysler / Dodge light trucks and vans.
- Similar to Miller Tools No. C-3561.
- Socket is 2" long with a 3/4" drive; fits 2-9/64" ball joints.



7894

Dodge/Jeep Truck, SUV Ball Joint Adapter Set

Use with ball joint service set Nos. 6530, 7248, and 7249 to remove or install aftermarket and original equipment upper and lower ball joints, and the offset ball joints used to change caster/camber. Works on '84-'89 "downsized" Jeep Wagoneer, Cherokee and Comanche; '87-'08 Wrangler; '93-'04 Grand Cherokee; '94-'99 Dodge Ram 4WD 1/2-ton pickup.



6735

Sprinter Van Ball Joint Kit

- Eight piece kit contains the tools needed to service lower ball joints on '04-'09 Dodge and '04-'12 Freightliner® Sprinter vans: tie rod remover / separator; wheel alignment studs; ball joint remover; driver, receiver, & installing rings.
- Use this kit with OTC No. 6736 C-frame.

6736

Large C-Frame


- Required for use with No. 6735 Sprinter Van Ball Joint Kit.
- When used with OTC No. 6730 Update Kit, you can expand the applications of OTC Nos. 7249, 7918, 6529, 6539 and 6530 Ball Joint Kits.



6730

C-Frame Update Kit

Kit contains two adapters which, when coupled with the large C-frame 6736 included in OTC No. 8031 SUV Ball Joint Kit, make it possible to use any adapter designed for use with the smaller OTC No. 7248 C-frame.



6539-3

Ford/Mazda Truck Ball Joint Adapter Set

- 32 adapters included to remove and install ball joints.
- Works on upper and lower ball joints on Ford, Lincoln, Mercury, and Mazda Trucks, Vans, and SUV's with press in ball joints.
- Vehicle application chart and diagrams included. Does not include the 7248 C-Frame press.

6731

Ford Truck Ball Joint Adapter Update Kit

Three-piece kit contains specialty ball joint adapters for use with the industry standard OTC No. 7248 C-frame. Designed to work with the following Ford vehicles: F-150 '97-'03, F-250 '97-'99, Expedition '97-'02, Explorer '95-'05, Ranger '98-'08.



7825

Ford Van Ball Joint Adapter

This tool enables you to quickly remove the lower ball joint on '92 to '08, 3/4- and 1-ton vans (E-250 and E-350) when used with ball joint service set Nos. 6530, 7248, and 7249.



7919

Ford 2WD Van Ball Joint Adapter Set

This set is designed to remove/install press-fit upper and lower ball joints. Fits most Ford '92 to '04 2WD 3/4- and 1-ton vans.




6733

Honda/Toyota Truck/Van/SUV Ball Joint Adapter Set

Two-piece kit contains specialty ball joint adapters for use with the industry standard OTC No. 7248 C-frame. Designed to work with the following Honda and Toyota vehicles:

- Honda CR-V '97-'06, Honda Odyssey '95-'06
- Toyota 4 Runner '96-'02 Toyota Sequoia '01-'08
- Toyota Tacoma '95-'04



6539-4

GM Truck Ball Joint Adapter Set

- 28 adapters included to remove & install ball joints.
- Works on upper and lower ball joints on Buick, Cadillac, Oldsmobile, Pontiac, Chevrolet, GMC, and Hummer Trucks, Vans, and SUV's with press in ball joints.
- Vehicle application chart and diagrams included. Does not include the 7248 C-Frame press.

6732

GM Truck/SUV Ball Joint Adapter Set

Four-piece kit designed to be used with the industry standard OTC No. 7248 C-frame. Contains specialty ball joint adapters to fit the following GM vehicles:

TrailBlazer & Envoy '02-'08, 1500 Silverado '99-'06, Suburban & Tahoe '95-'06, Avalanche '02-'08, Escalade '99-'07 Express & Savana '03-'08, Hummer H2 '03-'07.



7920

GM 4WD Truck/SUV GM Ball Joint Adapter Set

Use with ball joint service set Nos. 6530, 7248, and 7249 to service GM's 1996 to 1999 4WD 1/2- and 3/4-ton pickups, and Suburban, Yukon, and Tahoe SUVs. Easily remove or install either aftermarket or original equipment press-fit lower ball joints.



6539-10

Truck Ball Joint Master Set Upgrade for 6529

18 additional adapters required to complete a 6539 Truck Ball Joint Master Set when added to the 6529 Car Ball Joint Adapter Set.



See page 38 for
Grease Guns

7704

Domestic 4WD Truck Ball Joint Adapter Set

This kit is used with ball joint service set Nos. 6530, 7248, and 7249 to remove and install upper and lower ball joints on '67 to '92 1/2- and 3/4-ton 4WD vehicles fitted with Dana 44 front axles (found on Ford, Dodge, GM, International, and Jeep vehicles).



7080

Domestic 4WD Truck Ball Joint Spanner Wrench

Designed for removal and installation of ball joint adjusting sleeves on 1/2-, 3/4-, and 1-ton Dana 44 open yoke front axles found on Chrysler, Ford, GM, International, and Jeep 4WD vehicles.

- Permits easy torquing with 1" socket for correct upper ball-joint preload.



6529MAN-08 – Ball Joint Application Guide

Reference all ball joint adapter applications. Can be used with all ball joint kits and adapter sets.

6529MAN-08



- New application guide to cover Car and Truck/Van/SUV makes and models thru 2008.
- References Bolt In/Press Fit, Removal/Install adapter p/n's, and replace control arm applications.
- Includes Remove/Install diagrams with adapter p/n's to eliminate guess work.
- Quick Reference Chart to quickly determine if tools are required and which kit contains them.

Sample of Application Diagram




6535

Ball Joint Separator

Ball joint service is easier with this tool. It was designed to remove ball joints from spindle support arms, and can be used on a wide variety of vehicles, from compact cars to light-duty trucks.


- 16" long and has a 15/16" fork spread.



6297

Ball Joint Separator

This tool is used to separate the ball joint from the spindle support arm. It works on many domestic and import front wheel drive vehicles, and is adjustable up to 2" for different size ball joints.



Sample of Application Chart

Make	Model	Year	Drive	Upper or Lower	Press or Bolt In	Kit or Adapter P/N's	Kit or Adapter P/N's	Comments
Ford	F150	1980-1986	4WD	Lower	Press	Press B	554398, 554399, 314392, 554402, 554397	Ball joint to spindle removed or control arm.
							554398, 554399, 314392, 554402, 554397	Ball joint to spindle removed or control arm.
							554398, 554399, 314392, 554402, 554397	Ball joint to spindle removed or control arm.
							554398, 554399, 314392, 554402, 554397	Ball joint to spindle removed or control arm.
							554398, 554399, 314392, 554402, 554397	Ball joint to spindle removed or control arm.
							554398, 554399, 314392, 554402, 554397	Ball joint to spindle removed or control arm.
							554398, 554399, 314392, 554402, 554397	Ball joint to spindle removed or control arm.
							554398, 554399, 314392, 554402, 554397	Ball joint to spindle removed or control arm.
							554398, 554399, 314392, 554402, 554397	Ball joint to spindle removed or control arm.
							554398, 554399, 314392, 554402, 554397	Ball joint to spindle removed or control arm.
							554398, 554399, 314392, 554402, 554397	Ball joint to spindle removed or control arm.
							554398, 554399, 314392, 554402, 554397	Ball joint to spindle removed or control arm.

7068 Upper Control Arm Bushing Service Set

Now you can easily replace press-in type upper control arm bushings on most rear wheel drive Chrysler, Ford, and GM vehicles. Mechanical screw power does the work. Set includes C-frame, screw assembly, and all adapters needed for quick removal or installation of bushings without removing or damaging the control arm.





8348

GM Truck Bushing Adapter Set

- Works on 2000–2009 Chevy and GMC 1/2-ton and 3/4-ton trucks, 2- and 4-wheel drive.
- Adapter set is designed for quick and easy removal of the OE control arm bushing and installation of the offset camber bushing.
- Saves shop time by being able to install the offset camber bushing while aligning the front end.
- Saves replacement cost of the control arm assembly.
- Use with OTC No. 7248 C-Frame.



7917

Live Center Forcing Screw Plug

This plug replaces the existing forcing screw on the No. 7248 C-frame to allow its use on heavy-duty ball joints. The shorter length gives the C-frame a wider opening to accommodate the larger ball joints on 3/4- and 1-ton trucks.



6007

Lower Control Arm Prying Tool

Installing a ball joint on a lower control arm typically requires the effort of two people. However, with this tool and our No. 7420 or 7421 pry bar – or any 7/8" diameter pry bar – it's a one-person job.

Similar to
Ford 204-185
(T95T-5310-AR)



7816

Ford Torsion Bar Adjustment Tool

Before servicing a torsion bar on 1995–2001 Ford Explorer and 1998–2001 Mercury Mountaineer vehicles, you must first contain the bar to avoid possible damage. This tool securely accomplishes that task, allowing you to make adjustments.



Upper Arm Alignment Wrenches

These specialized 1/2" drive wrenches provide easy access to the upper control arm bolts for front wheel alignment jobs.

- 7414** – 13/16" hex wrench for use on 1985 to '97 Ford Aerostar vans.
- 7534** – 22 mm hex wrench for use on 1990–2005 2WD Chevrolet Astro and GMC Safari, and 1991–2005 AWD Chevrolet Astro and GMC Safari vans.
- 7536** – 3/4" hex wrench for use on 1973 to '87 Chevrolet 2WD pickups, and Canadian-built 1985 to '90 current GM Astro and Safari vans.
- 7537** – 18 mm hex wrench for use on U.S.-built 1985 to '90 GM Astro vans.

Similar to
Kent Moore J-42393



7822A

GM Torsion Bar Unloading Tool

This rugged tool is built for GM's K-3500 series trucks with heavy-duty chassis and a larger torsion bar. It features a larger C-frame opening to accommodate beefier torsion bars. The tool holds the torsion bar while you make adjustments. It also works on 1988 to 2012 GMC and Chevrolet 1/2-, 3/4-, and 1-ton pickups; the S-10 Blazer and S-15 Jimmy, 4WD pickups with 4.3L V-6 engines; and 1991 to 2001 Oldsmobile Bravada.



7826

Ford Truck Torsion Bar Tool

This tool firmly holds the torsion bar on Ford light-duty trucks while you adjust or service the front suspension. Without it, a torsion bar could unwind and possibly cause damage. The tool fits 1997–2003 Ford F-150 4WD pickups, 1995–2001 Ford Explorer 4WD, 1998–2001 Mercury Mountaineer, and 1998–2001 Ford Ranger.



7539

GM F-Body Camber Adjusting Tool

This unique tool works like an extra hand to hold the strut while you're making camber adjustments. For use on 1982 to '92 Camaro and Firebird.



Similar to
Kent Moore J-38658

7840

GM Caster/Camber Adjusting Tool

This tool is designed to make caster/camber adjustments quick and easy. Simply place it into the holes in the cross-member and lower control arm, then turn the tool's turnbuckle nut to hold the correct adjustment. This allows you to tighten the adjusting bolts. For use on 1993 to 2000 Chevrolet Camaro and Pontiac Firebird. Also works on 1986–92 Buick Riviera, Cadillac Seville, Oldsmobile Toronado, and 1986–91 Buick Regal.



7829

Ford Caster/Camber Adjusting Wrench

This wrench is specially bent to fit on the caster/camber adjusting cam on 1995 to 2001 Ford Explorer 4WD SUVs, and 1997 2WD and 4WD F-150 pickups. You can use it on the nut to loosen the adjusting cam, and on the bolt to set the caster/camber.

- Has a 21 mm, 12-point design.
- Accommodates a 1/2" drive ratchet or breaker bar.



Similar to
Ford 204-D019
(D93T-3000-A)

7588A

Ford 4WD Caster/Camber Sleeve Puller

Rusted or seized bushings are no match for this puller. It easily pulls most aftermarket and OEM bushings on Ford 4WD vehicles. It's the only tool that works on any angle OEM bushing, removing it quickly and without damage. For 1980 to '96 Ford Broncos, full-size E- and F-series vans and pickups; 1983 to '89 Ranger and Bronco II. The puller comes with adapters to pull most aftermarket bushings having removable retaining rings.

221476 – Arnwood-style bushing adapter.



6939
Broken Bolt Extractor Tool

- Remove frozen, broken or cut off bolts within steering or suspension bushings.
- Can also be used to remove and install wheel studs and other general pressing needs.



6939-1 – Broken Bolt Extractor Adapter Set
Available for use with the 7248 C-Frame.



5057 – Broken Bolt/Clevis Pin Extractor Tool
Used for smaller application.



7544
Strut Rod Nut Socket (24 mm)

This specially designed socket is needed to loosen and tighten the top strut nut when servicing the strut spring or strut cartridge. The socket is used with a 1/2" ratchet or breaker bar to turn the strut nut while holding the strut rod with the appropriate wrench. The socket fits 24 mm strut rod nuts found on many domestic FWD vehicles including 1988–96 Pontiac Grand Prix, 1988–98 Oldsmobile Cutlass Supreme, 1988–99 Chevrolet Lumina sedan, 1995–99 Chevrolet Monte Carlo, and 1988–96 Buick Regal.



7707
VW and Audi Strut Nut Socket

This 1-3/4" long socket is built for VW and Audi FWD cars in which the top shock-retaining nut is recessed inside the strut tower. The tool's center bore allows you to hold the strut shaft from turning, using a 7/8" (22 mm) hex key and appropriately sized wrench.



7491C
GM Upper Control Arm Knock-Out Tool

Here's the tool you need to remove the inserts on the upper control arm alignment brackets of light-duty GM trucks. It features an indexed forcing bolt that pulls straight and evenly, and works with off-center knock-outs. The tool fits 1989–2001 Chevrolet and GMC 1/2-, 3/4-, and 1-ton trucks, two- or four-wheel drive. Also works on 1990–2001 all-wheel drive Chevrolet Astro vans and GMC Safari vans. 1997–2002 1/2-, 3/4-, and 1-ton full size vans.



6578
Hub Clamp Expander Kit

- For servicing struts, ball joints, or steering knuckles with pinch bolt mounts.
- Remove most stubborn struts and ball joints with ease.
- This separator mounts in the pinch bolt holes and drives the anvil into the pinch slot, expanding the mount for easy component removal.
- Use on aluminum or cast iron pinch mounts; includes 2 dowel sizes.



4533
GM W-Body Strut Tool Kit

- Includes one T50 TORX® bit, a universal drive handle, and a double-ended socket.
- Use one end of the socket to remove/install the jounce bumper; the other end to remove/install the strut cap nut.

Works on GM W-body vehicles:

- 1988–96 Pontiac Grand Prix
- 1988–98 Olds Cutlass Supreme & Chevrolet Lumina Sedan
- 1995–99 Chevrolet Monte Carlo
- 1988–96 Buick Regal



518450
3-Knob Handle for StrutTamer Elite

- Large, easy-to-grasp knobs provide ease of spring compression when using the StrutTamer™ Elite strut spring compressor.
- Included with the 6580, 6585 and 6591. Available separately for owners of previous model No. 6070.



6587
2:1 Reduction Gearbox

- Allows a 2:1 torque compression increase when compressing struts. Fits on StrutTamer™ Extreme or StrutTamer™ HD.



7045B
Front Coil Spring Compressor

This compressor fits most late-model rear wheel drive domestic vehicles in which the coil springs are between the upper and lower control arms. The tool features four case-hardened, self-aligning plates to ensure correct load distribution under tension. Includes two 3-3/8" ID plates and two 4" ID plates. Will not work on Mercedes-Benz vehicles.



7294
MacPherson Strut Spring Hook Compressor

These devices quickly and easily compress most sizes of MacPherson strut springs. Setup is fast and simple. Compression is achieved by alternating from one assembly to another. Each device has a heat-treated alloy thrust screw (5/8"-11 x 12") with forged hooks.

Simply the most effective compressor for virtually any straight, conical, or offset spring.

- Extreme duty design to handle the heavier springs found on mid- and some full-size truck strut assemblies.
- Frame includes cross bracing at arm mount locations - standard. This eliminates frame flex when compressing heavier springs.
- 2:1 reduction gearbox - standard. Allows for a 2:1 torque compression increase when compressing struts.
- Lock rings to hold arms in position - standard. This eliminates arms from spreading or sliding when compressing offset or unique strut configurations.
- Four-point locking jaws securely hold the spring in place.
- Open-ended design means you can take the strut in and out, quickly and easily.
- The arms adjust in and out, up and down, to accept many sizes of springs. (2-1/2" to 10" diameter) (2-1/2" to 24" vertical stroke)
- Extra long 3-bar handle gives user the leverage needed to compress heavier strut springs.
- No need to change shoes for different size springs.
- Easy to transport when mounted on optional stand (No. 6592 - StrutTamer Extreme with stand; No. 6582 - stand only)



518450 - Three-Bar Handle



6587 - 2:1 Reduction Gearbox



Four-Point Locking Jaws



Strut Spring Coverage

2-1/2" to 10" spring diameters
2-1/2" to 24" vertical stroke range

6591 - StrutTamer Extreme strut spring compressor. Includes 6591-1 upper arm clamps and 6587 2:1 reduction gearbox.

6592 - StrutTamer Extreme strut spring compressor. Includes 6591-1 upper arm clamps, 6587 2:1 reduction gearbox and 6582 mobile stand.

Accessories:

6591-1 - Upper Arm Clamps. (Set of 2) For use on springs that require additional compression.

6582 - StrutTamer stand.

6583 - Bridge accessory.

6587 - 2:1 Reduction Gearbox.



6592
StrutTamer Extreme with stand Height 54" (1372 mm) (36" without handle)
Width 22-1/2" (572 mm)
Depth 32" (813 mm)



6591
StrutTamer Extreme Height 29" (736 mm)
Width 21" (533 mm)
Depth 20" (508 mm)



6582
StrutTamer Stand Height 44" (1118 mm)
Width 22-1/2" (572 mm)
Depth 32" (813 mm)



Note: 6591, 6592 can all be shipped UPS.



6591-1 - Upper Arm Clamps



For product videos visit otctools.com



6494

Clamshell Strut Spring Compressor

Servicing MacPherson struts is convenient and affordable with this compressor. It fits a wide range of struts and requires no special adapter shoes.

- Locking pins hold the compressor jaws in place.
- Tool compresses springs of 4 in. to 9 in. O.D., with diameters of 7/16" to 11/16".
- Built to use with an impact wrench.


Note: Not to be used on conventional coil springs.



6583

StrutTamer™ HD and StrutTamer™ Elite Strut Compressor Bridge Accessory

- Used to compress strut springs if technician prefers to press on the top plate of the strut rather than attaching the locking jaws to the top coils of the spring.
- Attaches to the locking jaws and is manually adjusted to bridge the strut top plate to be compressed. Lower part of spring is still held in the two lower locking jaws.



Hub Grappler™

Cut service time dramatically

Complete solution for servicing wheel hubs and bearings on the vehicle without removing the steering components or knuckle, eliminating unnecessary alignments or the use of a shop press.



6575

- Jaws designed and sized to properly fit hub applications and is quickly located on the puller bar without the use of fasteners.
- 3/4" custom drive screw coupled with the special equalizer washer provides smooth operation while proprietary heat treating extends its life 5-10 longer than similar designs.
- Six adapters increase application coverage. Includes tie rod/ball joint tool and two Ford axle installers.
- Included Application Guide is the most comprehensive on the market.



6575-1

Hub Grappler™ Puller

- The new Hub Grappler Puller is specifically designed to apply maximum force with minimal effort from an impact gun to also minimize service time.
- The new jaws are designed and sized to properly fit hub applications and can be quickly located on the puller bar without the use of fasteners.
- The new 3/4" custom drive screw coupled with the special equalizer washer provides smooth operation while the proprietary heat treating extends its life 5-10 times longer than similar designs.



6575-2

Hub Tamer™ to Grappler Update Kit

- This kit includes everything to update the previous Hub Tamer Kit to the New Hub Grappler kit.
- Includes the Hub Grappler Puller, 6 new adapters, misc. hardware and the new Hub Grappler Application Guide.

6575-2C – Same as above, also includes Hub Grappler case 6575-4.



6575H

Hydraulic Hub Grappler™ Kit

- An economical way to increase the performance and speed of wheel bearing and hub service.
- Kit includes a through hole 9-ton ram, OTC 2510A air/hydraulic pump, 6 ft. hose with couplers, drive screw and nut.
- Jaws designed and sized to properly fit hub applications and is quickly located on the puller bar without the use of fasteners.
- 3/4" custom drive screw coupled with the special equalizer washer provides smooth operation while proprietary heat treating extends its life 5-10 longer than similar designs.
- Six adapters increase application coverage. Includes tie rod/ball joint tool and two Ford axle installers.
- Included Application Guide is the most comprehensive on the market.



6575-3

Hub Grappler™ Hydraulic Kit

- The Hub Grappler Hydraulic Option is an economical way to increase the performance and speed of wheel bearing and hub service.
- Kit includes a through hole 9-ton ram, OTC 2510A air/hydraulic pump, 6 ft. hose with couplers, drive screw and nut.



6575-4

Hub Grappler™ Case

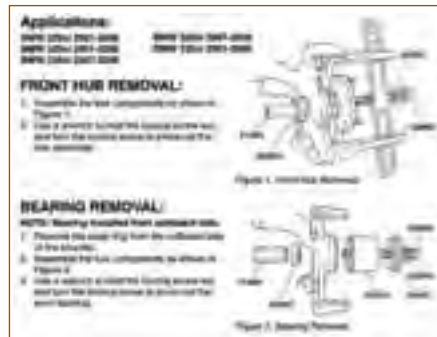
- Fits the Hub Grappler puller and adapters.



6575MAN-09

Hub Grappler™ Application Guide

- The Hub Grappler Application Guide is the most comprehensive hub and bearing service guide on the market. Developed to be the first tool used in the kit, it provides quick reference to the other tools in the kit required to do the job, eliminating guesswork and saving time.
- Comprehensive application guide includes diagrams and instructions showing how and where every adapter is used from 1996–2009.
- Application Chart references front/rear, hub/bearing removal and installation adapter part numbers based on vehicle make, model, and year.
- Application Diagrams show puller and adapters properly mounted on steering knuckle with p/n callouts, eliminating trial-and-error.



Samples of Application Diagram and Chart.



6290A

Front Hub Puller for 4WD Vehicles

- For removal of the front hub assembly, necessary for wheel bearing or brake rotor service. Provides the mechanical advantage and straight pull not possible with a slide hammer.
- Will not work on trucks with dual rear wheels.

Services:

- 1988–2013 GM 1/2-ton, 3/4-ton, and 1-ton trucks, Tahoe, Suburban, and Yukon.
- 1994–2013 Dodge 3/4-ton and 1-ton Ram trucks.
- 1998–2013 Ford 3/4-ton and 1-ton trucks, Excursion.



6574

Universal Hub Puller HD with Plate

- Universal Hub Puller HD – the “Final Answer” to frozen hubs, axle shafts, and other tough pulling applications.
- Adjustable sliding puller legs can be positioned anywhere on the puller center hub for a true universal fit on wheel hubs with 5"-8"+ bolt circles.
- Pulling plate allows for quick attachment and an even pull on the popular 5 bolt hubs with 4"-5" bolt circles.
- Forged puller assembly coupled with a 1" drive screw capable of 20 tons of force.
- Drive screw approved for use with an impact gun and can be struck with a hammer.
- Additional puller legs may be added to the center hub for special applications.



For product videos visit

otctools.com



7901

Front Hub Puller for 4WD Vehicles

- This puller is required for removing a front hub assembly in 3/4- and 1-ton 4WD pickups with 8-bolt hubs. It works on 1994 to 2012 Dodge Ram and 1988 to 2012 Ford and GM.
- Fits bolt hole pattern 8 x 6.5".
 - Will not work on trucks with dual rear wheels.
 - Use with our No. 7703 10-lb. slide hammer for maximum pulling force.



7394

Universal Hub Puller

- With its adjustable sliding arms, this puller makes wheel-hub removal quick, easy, and damage free. It has maximum bolt circle of 7-1/2".
- The No. 32937 puller leg is available separately to complete the five necessary for Cadillac and Jeep hub removal.
 - Includes striking wrench and puller screw.

32937 – Puller leg.

6574-1

Puller Plate

- Optional Puller plate with screws for 7394.



6298

Front Hub Installer and Puller Set

Here are three tools that make front hub service easier. The universal puller removes front hubs from most FWD cars without damaging wheel bearings. The installer is used to pull the axle shaft into the front hub on Ford vehicles.

- Spare locknut works with a standard slide hammer puller and the 7208A for rear axle flanges.
- 6298 includes the No. 7208A, 7135A, and 7924A in a molded plastic case.

Available separately:

7208A – Hub remover to push the axle shaft from the front hub.

7135A – Installer is used to pull the axle shaft into the front hubs on Ford Taurus/Sable vehicles. Fits axle shafts with 20 mm x 1.5 thread.

7924A – Installer is used to pull the axle shaft into the front hub. Fits axle shafts with 22 mm x 1.5 thread on Ford Contour/Mystique, Probe, and Focus.





6695
Similar to
Ford 205-429

6697
Similar to
Ford 205-830

6698
Similar to
Ford 205-831

Ford Axle Shaft Seal Installers

Correctly installs the seal onto the axle shaft and into the wheel knuckle, preventing front hub vacuum leaks that would cause the 4WD to not engage.

6695 – Ford Axle Shaft Seal Installer. Works on 1998-2004 Ford F-250, F-350, F-450, and F-550 4X4s having the vacuum-operated front axle.

6697 – Ford Axle Shaft Seal Installer. Works on 2005-newer Ford F-250, F-350, 4X4s having the vacuum-operated front axle.

6698 – Ford Axle Shaft Seal Installer. Works on 2005-newer Ford F-450, F-550, 4X4s having the vacuum-operated front axle.

8342 Hub Resurfacing Kit

- Fits your power drill to quickly sand rust off studs and mounting surfaces where it is important to have a clean and debris free surface.
- The tool features a 1/4" dia. shank and a stud clearance pilot hole that accepts up to 1/2" studs.
- Sanding pads attach with Half turn thread.
- Includes holder and five sanding discs.
- Run at speeds between 5,000 - 20,000 rpm or less for best results.

552948 – 10 pack of replacement sanding pads.



6541 Pulling Hook

- This slide hammer puller attachment is used to remove seals, bearings, and other press-fit parts.
- Designed to be used with OTC No. 1155 (5 lb.) or No. 1156 (2-1/2 lb.) slide hammer, or other slide hammers having 5/8-18 threads.



27315 Pulling Hook

- This slide hammer puller attachment is used oil seals and bearing in situations where conventional methods won't work.
- Designed to be used with OTC No. 1155 (5 lb.) or No. 1156 (2-1/2 lb.) slide hammer, or other slide hammers having 5/8-18 threads.



6578 Hub Clamp Expander Kit

- For servicing struts, ball joints, or steering knuckles with pinch bolt mounts.
- Remove most stubborn struts and ball joints with ease.
- This separator mounts in the pinch bolt holes and drives the anvil into the pinch slot, expanding the mount for easy component removal.
- Use on aluminum or cast iron pinch mounts; includes 2 dowel sizes.

Similar to Ford
202-405



Similar to Ford
205-404

7932 Ford Vacuum Front Hub Release Tool Set

Here's the equipment you need to safely remove the plastic vacuum hubs on Ford pickups. Standard tools won't work for the job, but this set has special clips that slip into slots on the hub to release it.

- For use on 1998 to 2000 4WD Ranger with vacuum front hubs.

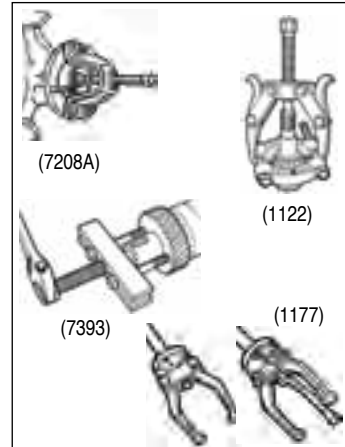


1181 Multipurpose Puller Set

This assortment of puller tools gives you a wide range of job versatility. You get a 5 lb. slide hammer puller, hub puller, two sizes of OTC Grip-O-Matic® jaw-type pullers, a bearing pulling attachment, plus a cross-bar gear and pulley puller, all contained in a handy plastic storage case.

Set No. 1181 consists of:

No.	Description
1177	Slide hammer puller with a 5 lb. hammer, 2-way and 3-way heads. Reversible: either two or three jaws may be used to handle both "inside" and "outside" pulling jobs.
7208A	Front hub puller for servicing front-wheel-drive cars. Includes a spare locknut, which permits use with a No. 1177 slide hammer for rear axle flanges.
1023	2-ton combination 2- or 3-jaw Grip-O-Matic puller. Has 3-3/8" max. reach, 4-3/4" max. spread.
1027	5-ton combination 2- or 3-jaw Grip-O-Matic puller. Has 5-1/2" max. reach, 7" max. spread.
7393	Bar-type gear and pulley puller with a 5-1/2" long screw. Includes two hex head cap screws, 3/8"-16 x 3" long. Spread range: 1-1/2" to 4-1/4".
1122	Bearing pulling attachment for use with No. 1027 and No. 7393 pullers. Has 2" max spread, 1/8" min. spread.



4579 9-Way Slide Hammer Puller Set

- Pulls flange-type rear axles and most front-wheel drive hubs.
- Internal and external jaws provide a variety of combinations to pull bearings, gears and seals.
- Two- and three-way cross blocks and cone provide the perfect jaw configuration for most jobs.
- Set also includes a grip wrench adapter and a dent puller attachment for sheet metal or other unique pulling requirements.
- Designed for use with other OTC 5/8"-18 thread slide hammer attachments.
- Packaged in blow-molded case.

5 lb. Hammer in
Polished Chrome
Finish.





7948

Ten-way slide hammer puller set

- 2-3/8" Jaw (3 each)
- 3-3/4" Jaw (3 each)
- 6-1/2" Jaw (3 each)
- 3-Way Puller Head
- Adjusting Cone
- Hex Jam Nut, 5/16-24
- Hex Head Cap Screw, 5/16-24 x 11/8"
- 5 Lb. Hammer
- Shank and Tee Bar Assembly
- Cross Block
- Forcing Screw, 7/16-20 x 6.5"
- Puller Head
- Hex Jam Nut, 5/8-18
- Forcing Screw, 5/8-18 x 5"
- Sleeve
- Grip Wrench Adapter
- Dent Puller
- Retainer
- Self-Tapping Screw, 1/4" x 2"
- Puller Adapter
- Seal Hook
- Plastic carry/storage case

Bearing Cup Remover

Ideal for servicing hubs on today's popular front-wheel-drive small cars. The cone holds the jaws in place during pulling. Perfect for pulling internal bearing cups, seals, bushings, etc. Jaw spread: 15/16" to 3-1/4", reach to 3-1/2". Use with any slide hammer having a 5/8"-18 thread (OTC No. 1155 or No. 1156 or the No. 927 Push-Puller).



6542 - Bearing Cup Remover.

7136 - Bearing Cup Remover. Similar to Ford 308-047.



Slide Hammer Rear Axle Puller

This puller will enable you to remove flange-type rear axles from most late model cars and light trucks. It works on axles having bolts and studs up to 9/16" diameter.

- Fits 4-, 5-, or 6-bolt patterns and stud circles from 4-1/4" to 5-9/16".

7372 - Rear axle pulling plate.

7374 - Rear axle pulling plate with 5-lb. slide hammer assembly.



4507

Bearing Race and Seal Driver Set (10 piece)

- This aluminum constructed set permits installation of tapered bearing races and seals without damage to the component or housing.
- Tapered side of driver is used to install races. Invert the driver to the flat side to install seals.
- Set is housed in a blow-molded plastic storage case.
- Includes driver handle with bolt, plus these tool sizes: 1.565", 1.750", 1.965", 2.325", 2.470", 2.555", 2.830", 2.995", and 3.180".



4542

7-Piece Wheel Bearing Locknut Socket Set

- For use with 1/2" ratchet or breaker bar.

Set contains:

519097-1 - 2-3/8" hex locknut socket works on 1984-92 Ford Rangers and Bronco IIs with automatic locking hubs. Similar to Ford 205-040 (T70T-4252-B).

519097-2 - 2-9/16" rounded hex locknut socket works on 1990-93 Dodge trucks with Dana 60 manual hubs.

519097-3 - 2-1/2" hex locknut socket fits the hex nut found on rear axles and various front axle applications on light-duty trucks.

519097-4 - 2-3/4" rounded hex locknut socket works on 3/4-ton and 1-ton Ford F-250 and F-350 trucks with automatic locking hubs. Similar to Ford No. 205-349 (T95T-1197-B).

519097-5 - 2-1/2" rounded hex locknut socket works on 1995-96 Ford F-150 trucks and full-sized Broncos with automatic locking hubs. Similar to Ford 205-348 (T95T-1197-A).

519097-6 - 2-3/8" rounded hex locknut socket works on 1990-newer Ford Rangers, Bronco IIs, and Explorers with automatic locking hubs.

519097-7 - 55 mm hex locknut socket designed for use on front wheel adjusting nuts found on Toyota models FJ, LN, and RN.



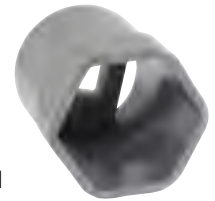
4508

Professional Style Seal Puller

- Designed to remove oil and grease seals when servicing cars, SUVs, and light trucks without damaging the housing or bearing.
- Hook tips in two sizes and professional handle design allows removal of hard-to-get-at seals by getting under them.
- The tool is 12" long and the hook tip is double-secured (versus competitors' designs), for durability.
- An extra blade is included, and additional replacements (No. 4508-1) may be ordered.

4508-1 - Replacement blade for 4508.

Similar to Ford 205-039 (T70T-4252-B)



1902

Locknut Socket - Ford

Drive 3/4" (6 pt.) 2-3/8" Hex

- This high-grade truck wheel bearing locknut sockets are made of high-strength steel and resist rounding out.
- Services 1984-92 Ford Ranger and Bronco II with automatic hubs; 1993-1997 Ford Ranger, Bronco II, and Explorer with automatic hubs.
- For manual use only, impact wrench voids warranty.

Similar to Ford 205-043 (T70T-4252-W)

Fits special "rounded" hex nut found on Dana axles of some Ford trucks.

Depth of locknut sockets is 5".

1928

Locknut Socket - Ford, Dodge

Drive 3/4" (6 pt.) 2-9/16" Hex

- This high-grade truck wheel bearing locknut sockets are made of high-strength steel and resist rounding out.
- Services 1990-93 Dodge truck with Dana 60 manual hubs. 3/4" sq. drive.
- For manual use only, impact wrench voids warranty.

Fits special "rounded" hex nut found on Dana axles of some Ford trucks.

Depth of locknut sockets is 5".

1936

Locknut Socket - Ford

Drive 3/4" (6 pt.) 2-3/8" Hex

- This high-grade truck wheel bearing locknut sockets are made of high-strength steel and resist rounding out.
- Services 1990-newer Ford Ranger, Bronco II, and Explorer with automatic hubs.
- For manual use only, impact wrench voids warranty.



6006

Locknut Socket - Dodge

- Services 1994–newer Dodge 1/2-ton 4x4 pickups with Dana 44 front axle and Dana 60 axle with vacuum disconnect front axle.



1-11/16"
43 mm

6601

Locknut Socket - Ford

- Services 2003–newer Ford F-250, F-350, and F-450 Super Duty trucks with 10-1/2 inch rear axle.
- 1/2" sq. drive.



2-3/4" O.D.

Similar to Ford 205-448



6010

6612, 6902, 6921

6795, 6796, 6928, 6936

1/2" Drive Locknut Socket Set

- These are not light-hearted sockets; they feature a 1/2" square drive, and can be used with an extension and torque wrench for accurate tightening.
- For use on the rounded and standard hex nuts found on the most popular light-duty trucks on the road.
- Unlike the competition, these sockets are backed by the famous OTC Lifetime Marathon Warranty® against defects in materials and workmanship.

6010 – Locknut socket set. Includes one each: Nos. 6612, 6795, 6796, 6902, 6921, 6928, 6936.

Set includes one each of the following:

6612 – 54 mm hex locknut socket designed for use on front wheel adjusting nuts found on Toyota FJ, LN, and RN models.

6902 – 2-3/8" hex locknut socket works on 1984–92 Ford Rangers and Bronco IIs with automatic locking hubs. (Ford No. T70T-4252-B and 205-040).

6921 – 2-1/2" hex locknut socket fits hex nut found on rear axles and various front axle applications on light-duty trucks.

6795 – 2-1/2" rounded hex locknut socket. Works on 1995–96 Ford F-150 trucks and full-sized Broncos with automatic locking hubs. (Ford No. T95T-1197-A and 205-348).

6796 – 2-3/4" rounded hex locknut socket. Works on 3/4- and 1-ton Ford F-250 and F-350 trucks with automatic locking hubs. (Ford No. T95T-1197-B and 205-349).

6928 – 2-9/16" rounded hex locknut socket. Works on 1990–93 Dodge trucks with Dana 60 manual hubs.

6936 – 2-3/8" rounded hex locknut socket. Works on 1990–newer Ford Rangers, Bronco IIs, and Explorers with automatic locking hubs.

7157

Locknut Socket Ford, Dodge, GM

- Services 1993–newer Ford Ranger Bronco II and Explorer with manual hubs; 1995–96 Ford F-series 1/2-ton truck and full-size Bronco with manual hubs; 1995–newer Ford F-series 3/4-ton and 1-ton trucks with manual hubs; 1959–85 Ford F-series 1/2- and 3/4-ton trucks and full-size Bronco; 1960–90 GM 1/2-ton truck and full-size Blazer/Jimmy; 1969–89 Dodge 1/2-ton truck with manual hubs; 1969–72 International 1/2-ton truck.



2-1/4"

- 1/2" sq. drive.

Similar to Ford 205-192 (T83T-1197-B)

7158

Locknut Socket Ford, Dodge, GM

- Services 1985-1/2–95 Ford F-series H.D. 3/4- and 1-ton Dana 50 IFS of Dana 60 front axle; 1982–90 GM H.D. 3/4- and 1-ton trucks, 1994–newer Dodge Dana 60 with Cummins.



2-1/2"

- 1/2" sq. drive.

Similar to Ford 205-D065 (D85T-1197-A)

7269

Locknut Socket Ford, GM

- Services 1985–newer Ford F-series 3/4- and 1-ton trucks with Dana 80 rear axle.



2-3/4"

- 1/2" sq. drive.

Similar to Ford 205-282 (T88T-4252-A) Kent Moore J-42855

7612

Locknut Socket Toyota

- 54 mm hex socket fits front wheel bearing adjusting nut of Toyota FJ, LN, and RN. Has 1/2" square drive end, permitting use of a torque wrench.




2-1/8"
54 mm

- 1/2" sq. drive.

7698

Locknut Socket Isuzu, Honda, Jeep

- Services 1988–1995 Isuzu Trooper, Rodeo, Amigo, and pickup; 1989–1995 Honda Passport; Jeep J20 pickups with Dana 60 axle.



2-1/4"

- 1/2" sq. drive.

7795

Locknut Socket Ford

- Services 1995–1996 Ford F-series 1/2-ton trucks and full-size Bronco with automatic hubs.
- 1/2" sq. drive.



2-1/2"

Similar to Ford 205-348 (T95T-1197-A)

7796

Locknut Socket Ford

- Services 1995–1998 Ford F-series 3/4- and 1-ton trucks with automatic hubs.
- 1/2" sq. drive.



2-3/4"

Similar to Ford 205-349 (T95T-1197-B)

7913

Locknut Socket Suzuki, Geo

- Used to remove and install locknut on 1997–2000 Suzuki Samurai and Geo Tracker front hubs.



Similar to Kent-Moore J-42119

7941

Locknut Socket Toyota

- Specially designed to fit 4WD lock-out hubs on Toyota's 1995–2002 Tacoma, and 1996–2002 T100 and 4Runner.



2.366 center to center on pins

Similar to Toyota 09318-12010-01.

7090A

Locknut Socket Ford, GM

- Services 1978–84 Ford F-series H.D. 3/4- and 1-ton 4WD trucks; 1973–81 GM 3/4- and 1-ton 4WD trucks.



2-5/8"

Similar to Ford 205-D001 (D78T-1197-A)

7270A

Locknut Socket Ford, Dodge

- Services 1984–92 Ford Ranger and Bronco II with manual hubs; 1986–95 Ford F-series 1/2-ton truck; full size Bronco with Dana 44 front axle; 1990–93 Dodge trucks with Dana 44 automatic hubs.



2-3/8"

Similar to Ford 205-244 (T86T-1197-AR)





Brake

Brake Pad Gauge,
Brake Fluid Tester,
& Brake Pressure Tests 68

Brake Drum and Rotor Puller,
Brake Caliper Tools, Disc Brake Tools,
& Brake Spring Tools..... 69

Brake Caliper Tools,
Tube Bending Tools 70

Brake Flaring Tools, Tubing Cutters,
& Deburring Tools..... 71

Vacuum Brake Bleeder,
Vacuum Pump 72

Ball Hone Set..... 73

Wheel & Tire

Tire Bead Seater 73

Tire Spoons 74

Hands Free Air Chuck,
Tire Bead Breaker 74

Tire Spoon Holding Pliers,
Hub Cap Removal Tool 75

Tire Pressure Monitoring System
& Wheel Dollies 76



6596 Brake Pad Gauge

SPEED UP
your inspection process.

- The 6596 Brake Pad Gauge allows for a definitive measurement of brake pads to determine remaining life.
- Unique design allows for measurement on the vehicle without the removal of any components in most cases (wheel assembly or brake caliper).
- Quick reference of brake pad condition via color code scale.

Barrel Measurement	Quick Reference Color	Brake Pad Condition
8 mm or more	Green	No replacement necessary
3 mm to 8 mm	Yellow	Suggest replacement soon
0 mm to 3 mm	Red	Recommend replacement



3890 Brake Fluid Safety Meter

Check condition of brake fluid in less than a minute!

Water can enter a brake system through microscopic holes anywhere in the system. Once inside, it can cause corrosion in system components...it can vaporize under the high heat conditions of hard braking situations...it can cause dangerous degradation of your customer's ability to stop safely! The No. 3890 can diagnose a brake system in under a minute. It actually boils a small sample of brake fluid in the reservoir to test for water contamination.

- Powered by the vehicle battery; won't operate if connected to the wrong polarity.
- On-screen prompts lead you quickly through testing.
- You'll find the minimum boiling (vaporizing) point along with minimum recommended levels for various types of brake fluid.
- Works on DOT 3, DOT 4, and DOT 5.1 fluids.
- No consumable test strips; buy this tool and test every vehicle that comes into your shop.

Specifications:

Accuracy at 212°–356°F...1% typical, 3% max.
Accuracy above 356°F...3% typical, 5% max.
Testing Time...15–60 seconds
Operating Temp Range...32°–122°F

● Tester ON; no water in brake fluid.
● Less than 1% water.
● Approx. 2% water.
● Approx. 3% water.
● Brake fluid should be changed soon.
● DANGER! At least 4% water. Immediately change brake fluid.



QUICK RESULTS

at your fingertips.

4598 Brake Fluid Tester

- Tester determines quality of brake fluid.
- One battery included: 1.5V AAA.
 1. Remove cap from brake fluid reservoir.
 2. Remove probe cap from brake fluid tester.
 3. Press power button on top of tester. Green LED lights up.
 4. Dip entire length of metal probes into brake fluid.
 5. After one second, match color of LEDs with color chart to determine brake fluid quality.
- Tester automatically powers off after twelve seconds of inactivity.



7488A Brake Pressure Test Kit

- Complete set of fittings and gauges for pressure testing ABS and conventional brake systems on Chrysler, Ford, GM, Jeep, and import vehicles.

Kit contains:

Two 0–3,000 psi gauges, 16 adapter fittings, two Bosch ABS adapters, one Teves/Delco Powermaster III adapter, one Ford (Teves) adapter, one 90° elbow fitting, one 45° elbow fitting, bleeder, organizer case and instructions.

7486 –Gauge Assembly, 0-3000 PSI (1 only).



3490 Multi-Application Digital Pressure and Temperature Analyzer

Combining the functions of vacuum, oil pressure, hydraulic system pressure, fuel pressure, transmission pressure, compression, and air conditioning—all in one!

Deluxe digital pressure/temperature analyzer with four pressure input receptacles and protective boot. Set includes (500 psi) transducer, 12' cable, 8-1/2" hose, bead-type temperature probe, assorted fittings, plastic storage case, instruction manual.

Accessory:

- 3491-01 – 500 psi transducer.
- 3491-02 – 5,000 psi transducer. (not included in 3490)
- Required for ABS and power steering pressure readings.
- 3491-11 – 6' cable.
- 3491-12 – 12' cable.
- 3491-13 – 20' cable.





6980

Brake Drum and Rotor Puller

- Handles large components such as brake drums, rotors, drive wheels, gears, flywheels, and pulleys.
- One person can easily set the tool in place and use for tough pulls even where there is little access to insert the jaws.
- Spread to 12-3/4" and 5" of reach.
- 7-tons of force, yet weighs less than 10 pounds.
- Can be used with air tools to reduce time and fatigue.



4589

Disc Brake Piston Tool

- This "cube" tool rotates pistons back into brake calipers when replacing brake pads on vehicles with rear wheel disc brakes.
- Tool has 3/8" square drive, provides six drive pin configurations to fit most cars and light trucks. This updated version fits more applications than many competitors' tools.

6093

Disc Brake Pad Spreader

- Can be used on or off the vehicle during brake pad replacement to push the piston back into the caliper. Thick pushing plate (3/16") and wide, threaded collars are designed for heavy-duty applications.
- Works on single and dual piston calipers.
- On dual piston calipers it compresses piston evenly.



4743

Motorcycle Brake Caliper Spreader

- Compresses the brake pistons on most style calipers for easy pad replacement.
- Fits all front and some rear disc brakes.
- Range: .25" (5 mm) to 2.25" (58 mm). Works on all automotive applications in this range.



7317A

Disc Park Brake Caliper Tool Kit

Includes caliper piston adapter from 1-1/2" to 2-1/2" to service most Audi, Chrysler, Ford, GM, Honda, Jaguar, Mazda, Mitsubishi, Nissan, Saturn, Subaru, Toyota, VW, Volvo, Saab vehicles with 4 wheel disc brakes.



Similar to Ford 206-D001

7034

Disc Brake Pad Spreader

- For use on all standard and four-piston caliper disc brakes.
- Retracts piston and holds pads snugly in place for easy assembly of caliper over rotor.
- An extremely rugged tool that's easy to use.

4590

Brake Spring Pliers and Claw

- Effectively removes and replaces shoe return springs of drum brakes on domestic cars and trucks. Thin, narrow point provides straight, in-line pull on spring.
- Robust handle provides powerful leverage. Double-ended design. Plated steel resists corrosion.



4591

Brake Spring Compressor Tool

- Provides leverage to remove and install stubborn hold down springs of drum brakes on cars and light trucks.
- Special beveled cup end and notched design grips the retaining washers (11/16" to 7/8") used to hold the springs in place. Comfortable handle and knurled base for solid gripping.



For product videos visit otctools.com

You Tube






6516

Brake Tool Set (8 piece)

- Set contains the most popular brake tools for servicing drum brakes on many import and domestic vehicles.
- Includes three different brake spoons to adjust most brake drums, five different brake spring tools that will service most drum brakes.



7661

Caliper Hanger Set


These hangers are designed to hold brake calipers out of your way during brake, bearing, suspension, or axle work. In doing so, they make the jobs easier and faster, and reduce possible brake hose damage.



4403

Tubing Bender

- For 3/16" and 1/4" dia. tubing.
- Can bend up to 180+ degrees.
- Quick release handle to easily remove tubing from bender.
- Sturdy steel construction.



4404

Tubing Bender

- For 5/16" and 3/8" dia. tubing.
- Can bend up to 180+ degrees.
- Quick release handle to easily remove tubing from bender.
- Sturdy steel construction.



18548

Four-In-One Tube Bender

Effortlessly bends four different sizes of soft or annealed tubing without crimping, flattening, or scratching. Calibration allows duplication of any angle. Handles are 8-1/2" long, so extensions are not needed, and glass/plastic construction combines strength with lightweight durability.



6515

3-in-1 180° Tubing Bender

- Capable of making 180° bends in copper, brass, aluminum, and steel tubing.
- Just one tool works on three sizes of tubing: 1/4", 5/16" and 3/8".



Similar to Ford 206-008

7456

Ford Brake Spring Tool

The hold-down springs on rear brake drums can now be easily removed or installed with the help of this tool – without causing damage or injuries.

- For use on 1967 to 2004 3/4- and 1-ton pickups and vans.



6703-3

6703-1

6703-2

6703

Line Fluid Stopper Kit


Stop messy fluid leaks and prevent contamination during service.

- Kit seals all types of rubber and steel line found on fuel, brakes, AC, power steering and transmission system.
- Includes two banjo style fitting stoppers, two steel line stoppers, six line plugs, a line disconnect tool, and a long reach line pinch-off tool for hard-to-reach hoses.

6703-1 – Banjo Line Fluid Stoppers, 2 pk.

6703-2 – Steel Line Fluid Stoppers, 2 pk.

6703-3 – Line Plug Fluid Stoppers, 6 pk.



Similar to Ford 206-D004

7299

Ford Caliper Pin Remover

This is the damage-free way to remove brake caliper pins on 1986 to '88 Aerostar, Bronco, and E- and F-series pickups; 1983 to '88 Ranger; and 1984 to '88 Bronco II.



4799

Brake Piston Removal Locking Pliers

This specially designed locking pliers allows the removal of brake caliper pistons during service or rebuild. The pliers is simply clamped into the I.D. of the caliper piston allowing it to be pulled out of the caliper. Range; 5/8" to 2-1/4" diameter pistons.



7499

Ford Disc Brake Caliper Pin Remover

Forget those makeshift methods of disc brake caliper pin removal. With one of these tools, you can handle jobs on a variety of light-duty Ford models.

- For use on 1989 to 1996 Aerostar, Bronco, Ranger, E- and F-series pickups; 1989 to '91 Bronco II; and 1991 to 1995 Explorer.



4401

Tube Bending Pliers

- Bends tubing from the side allowing for use in limited access areas.
- 3/16" and 1/4" dia. tubing.



6514

Mini Tubing Cutter

- Works on tubing sizes 1/8" to 5/8" O.D. (3 mm to 16 mm).
- Easily cuts copper, brass, aluminum, and steel brake lines in hard-to-reach places.
- Ream folds onto cutter body for storage.
- Extra cutting wheel stored under ream.



6512

Heavy-Duty Tubing Cutter

- Works on tubing sizes 1/8" to 1-1/8" O.D. (3 mm to 29 mm).
- Easily cuts copper, brass, aluminum, and steel brake lines.
- Ream folds onto cutter body for storage.
- Extra cutting wheel stored under ream.



42040

Single Blade Deburring Tool

This handy tool removes internal burrs in copper tubing. It features a high-speed steel, blade, aluminum handle, and pocket clip. Tubing size is unlimited.



13162

Deburring Tool

Quickly deburrs aluminum, copper, and steel tubing, and can work on any size tubing. It's made with a high-speed, steel blade and a durable aluminum handle. Three spare blades store in the handle.



4503

Double Flaring Tool Kit

- Designed for double or single flare in copper, aluminum, soft steel brake line, and brass tubing (to 45 degrees).
- Includes five adapters 3/16" through 1/2" (4.8 mm through 12.7 mm).
- Chrome swivel, made of alloy steel, reduces friction. Forged yoke made of heat-treated steel. Housed in a blow-molded storage case.



6504

Bubble (I.S.O.) Flaring Tool Set with Cutter

- Designed for metric, steel brake lines where an ISO or bubble flare is required.
- Includes the No. 6514 tubing cutter and adapters for 4.75 mm, 6 mm, 8 mm, and 10 mm tubing.
- Housed in a plastic blow-molded case.



4504

Bubble (I.S.O.) Flaring Tool Kit

- Designed for crack-free bubble flares on soft steel tubing used in automotive brake systems.
- Includes four dies: 4.75, 6, 8, and 10 mm adapters.
- Forged steel yoke, flaring bar, and all the adapters needed for ISO bubble flaring.
- The most economical "Bubble" flare tool to date. Housed in a blow-molded storage.



6506

Metric Double Flaring Tool Set with Cutter

- Designed for metric, steel brake lines where double flaring is required.
- Also performs 45° single flares on 4 mm, 4.75 mm, 6 mm, 8 mm, 10 mm, 12 mm, and 14 mm copper, aluminum, brass, and magnesium tubing.
- Includes the No. 6514 tubing cutter and adapters for double flaring 4 mm, 4.75 mm, 6 mm, 8 mm, and 10 mm tubing.
- Housed in a plastic blow-molded case.



6503

Double Flaring Tool Set with Cutter

- Designed for steel brake lines where double flaring is required.
- Also performs 45° single flares on 3/16", 1/4", 3/8", 7/16", 1/2", and 5/8" copper, aluminum, brass, and magnesium tubing.
- Includes the No. 6514 tubing cutter and adapters for double flaring 3/16", 1/4", 5/16", 3/8", and 1/2" tubing.
- Housed in a plastic blow-molded case.



6502

Master Brake Flaring Tool Kit

Covers Single, Double, and Bubble type flares:

- Single Flare Standard Lines 3/16" – 5/8".
- Single Flare Metric Lines 4mm – 14mm.
- Double Flare Standard Lines 3/16" – 1/2".
- Double Flare Metric Lines 4mm – 10mm.
- Bubble Flare Standard Lines 3/16" – 1/2".
- Bubble Flare Metric Lines 4.75mm – 10mm.
- Kit contains flaring bar, arbor press, adapters, tube cutter, deburring tool, all in a hard case.




7559A

Deluxe Vacuum Pump

This pump kit is designed for vacuum testing, brake bleeding, and fluid transfer. With this kit, one person can quickly and cleanly bleed brake and hydraulic clutch systems, actuate vacuum switches (VOES), as well as get answers to numerous diagnostic and mechanical problems.

Kit includes:

- Precision-made repairable vacuum pump with 360° gauge rotation for improved visibility.
 - Pumps up to 1 cubic inch (16cc) per stroke.
 - Develops and maintains up to 25" of vacuum.
- 4-1/2 oz. Reservoir jar with fluid transfer and storage lid.
- Two – 2 ft. long, 1/4" ID hoses.
- Rubber cup adapter.
- Two universal bleed screw adapters.
- Vacuum "T" adapter.
- Automotive test and bleed adapters.
- User manual (English, Spanish, French).



One-Man Brake Bleeder Hose

- Removes air from brake system, one wheel at a time, and eliminates the need for an assistant.
- Hose easily attaches to bleeder screw, which holds hose in place and prevents leaking.
- Check valve on end of hose prevents air from entering brake system when pumping brake pedal.

4599 – One-man brake bleeder hose, one only.

4809 – One-man brake bleeder hose, set of four.

Do all the wheels at the same time. Includes four of the No. 4599.



8101

8100

Fluid Evacuation / Brake Bleeding Tools

- Use to bleed brake systems and remove a variety of fluid from vehicles, such as antifreeze, oil, transmission fluid, gear lube, etc.
- Quick connect locking hose adapters and ball-style on/off valve on hose prevent fluid leakage.
- Equipped with a relief valve to prevent over-pressurizing the tank.
 - Operates by shop air or a hand pump; shipped complete with a brake bleeding hose, fluid evacuation hose, and two suction hoses (6 mm and 7 mm); 10-liter capacity tank.

8101 – Operates with shop air; shipped with a brake bleeding hose and fluid evacuation hose; 6-liter capacity tank.



8104

Vacuum Brake Bleeder

This one man brake bleeding system allows for fast and efficient vacuum brake bleeding. Universal rubber fitting holds securely on brake bleeder screw. Attach shop air and use the quick release trigger for on-demand vacuum and hands free operation. Compact size and 17 oz. (500ml) capacity.



4546

Steering Wheel Holder & Pedal Depressor Kit

- This kit has two applications: 1) holds steering wheel in position for alignment adjustments, and 2) depresses brake pedal for various brake checks, including brake lamp operation.
- Rod easily slides in actuator for fast, easy installation of tool on brake pedal or steering wheel. Simply hand squeeze the actuator to accomplish fine adjustments.
- Kit includes: actuator assembly; extension rod for actuator (use when depressing brake pedal); hook assembly (hooks on steering wheel when depressing brake pedal or holding steering wheel); and flat pad (rests on front seal when holding steering wheel).

4546-1 – Handle and Rod.

4546-2 – Steering wheel and pedal holder.




Similar to Kent-Moore J-35856

7853

ABS Brake Proportioning Valve Depressor

The proportioning valve depressor works on various GM utility vehicles, vans, and pickups fitted with Kelsey Hayes anti-lock brake systems. It also works on rear-wheel anti-lock brakes.

- Two depressors work best for four-wheel anti-lock systems.




Similar to Kent-Moore J-39495

7639

GM W-Body Brake Bushing Service Set

Here's the complete set for servicing seized disc-brake rear-caliper slides on GM W-body cars. It includes a bushing driver, 180 grit hone, and a 1-1/4" diameter wire brush.

- For use on 1988 to 1993 Buick Regal, Oldsmobile Cutlass Supreme, Pontiac Grand Prix; 1990 to 1993 Chevrolet Lumina sedan.



7011
Ball Hone Set, 10 piece

- Ball Hones can be used for refinishing and resizing bores such as found in brake calipers, engine lifters, and u-joint yokes. Also useful for any bearing or bushing application.
- All hones are 180 grit Silicone Carbide for excellent cutting and finish.

Tool No.	Size
7011-1	.375" 10 mm
7011-2	.500" 13 mm
7011-3	.625" 16 mm
7011-4	.750" 19 mm
7011-5	.875" 22 mm
7011-6	1.00" 25 mm
7011-8	1.25" 32 mm
7011-10	1.50" 38 mm
7011-12	1.75" 44 mm
7011-14	2.00" 51 mm

6135
Universal Brake Caliper Socket Set (9 Piece)



Set includes one each of the following:

No.	Size	sq. drive
6107	T40	3/8"
6108	T45	3/8"
6110	T50	3/8"
6112	T60	3/8"
6165	1/4"	3/8"
6167	3/8"	3/8"
6175	7 mm	3/8"
6176	8 mm	3/8"
6177	10 mm	3/8"



Get more done



With tire service tools from OTC's trusted line

Technicians that are serious about servicing tires are going to be serious about OTC's tire serviceline that kicks off this year with the Tire Bead Seater, Air Chuck, Bead Breaker and Tire Spoons. These tools take very difficult and potentially dangerous processes and make them easy and safe to perform in the shop environment.




For product videos visit
otctools.com
You Tube 

5713
Tire Bead Seater

The Tire Bead Seater is used when a tire, new or used, is mounted on a wheel and the tire bead does not touch both sides of the wheel, making inflation possible. The air trigger on this tool expels a tremendous burst of air that inflates the tire to seat it to the wheel rim. This allows the tire to be inflated to the recommended pressure through the tire valve.

- The Tire Bead Seater is equipped with unique configurations that enhance ease of use, productivity and safety for technicians looking to get the job done right every time.
- Unlike other options out there, the Tire Bead Seater's ASME certified 13-gallon tank is designed with a nozzle and valve connected via hose assembly, giving the user more control rather than requiring them to hold the weight of the tank.
- The trigger style discharge valve allows for optimum airflow control while allowing both hands to firmly hold the nozzle/valve assembly, critical for effective and safe use. Wheels and handle function in either the vertical or horizontal position for easy mobility and storage.
- Unique nozzle design significantly reduces "blowback recoil" and contains discharge holes strategically placed for optimum inflation of a wide range of the tire sizes and wheel diameters.
- Air valve included for filling tank, which also provides compressed air for filling the tire while seating the bead, optimum for on-the-road service.



5700
Accessory Tire bead seater

- 5700 Accessory Tire Bead Seater can be added to the existing surge tank found on most tire changers.

5702
Tire Bead Seater

The 5702 OTC Tire Bead Seater provides many of the great features of it's 5713 big brother, at a more economical price!

- The trigger style discharge valve allows for optimum airflow control while allowing both hands to firmly hold the tank/valve assembly, critical for effective and safe use.
- Unique nozzle design significantly reduces "blowback recoil" and contains discharge holes strategically placed for optimum inflation of a wide range of tire sizes and wheel diameters.
- Inline design allows for a comfortable distance from the tire and wheel while seating.
- ASME approved 2-gallon tank with inlet valve, pressure gauge, and relief pressure valve for safety.





Tire Spoons

Unique "Convex Slip Head" curved design allows the spoon to slide easily into the tire bead while the spoon bump limits the depth for quick-and-easy operation.

5716 – HD Sliding Tire Spoon

38" extends to 52", 3/4" diameter. Inner slide bar provides hammer action to easily insert and remove the spoon.



5720 – Sliding Dual Tire Spoon

35" and 3/4" diameter. Unique configuration provides mount and demount heads on either end with the aid of a slide hammer mounted mid bar, allowing for hammering either end in or out of the tire bead. Twist-lock feature locks 3.5 lb. slide weight in position.



5724 – Extending Tire Spoon

22" extends to 34", 3/4" diameter. Twist-lock feature allows the spoon to be extended to any length and locked into position with a twist of the collar.



5735-35 – 35" Curved/Flat Tip Curved Tire Spoon

Double end curved tire spoon. Handle knob enables easier spoon pick up. 3/4" diameter.



5736-24 – 24" Curved Tire Spoon

Handle knob enables easier spoon pick up. 3/4" diameter.



5736-30 – 30" Curved Tire Spoon

Handle knob enables easier spoon pick up. 3/4" diameter.



5737-30 – 30" Flat Tip Curved Tire Spoon

Handle knob enables easier spoon pick up. 3/4" diameter.



5739-24 – 24" Curved Shank Tire Spoon

The curved shank allows improved access for the spoon head around the tire bead or wheel rim. Handle knob enables easier spoon pick up. 3/4" diameter.



5739-30 – 30" Curved Shank Tire Spoon

The curved shank allows improved access for the spoon head around the tire bead or wheel rim. Handle knob enables easier spoon pick up. 3/4" diameter.



5789ID-520

5789ID-1032

Tire Service Hammers, Indestructible Handle

- Indestructible handle - never needs replacement!
- Ergonomic rubber grip handle reinforced with steel bars resists breaking while absorbing impact and vibration.
- Drop-forged head is induction-hardened for long life, and contains steel locking plates that are specially bonded to ensure the head never becomes loose.
 - Use top hook as a wheel tipper; sledge end hook to drag tire into position.
 - Bead breaking wedge has grooves and a convex shape to help drive tire tube into the bead.

5789ID-520

Head Weight 5 lb., Handle Length 20".

5789ID-1032


Head Weight 10 lb., Handle Length 32".



5728

Tire Bead Breaker

- Unique head is designed to provide a large striking area for all angles, while providing the mass needed to break the tire bead.
- This design puts the force exactly where it's required and eliminates the possibility of accidentally hitting the wheel, problems typically encountered while using larger swing hammer style bead breakers.



5745

Hands Free Air Chuck


- Perfect for applications where the tire valve is facing the floor while seating the tire bead, such as most dual wheel configurations.
- Hooks on the top bead seat of the wheel and the spring pressure holds the chuck on the tire valve pointing to the opposite side.
- Ball valve included to allow inflation only when needed.



5731

Tire Bead Locking Pliers

- Prevents the tire from slipping while mounting the top bead.
- Quick and easy universal clamping design.
- Rugged rubber coated jaw to protect wheel finish.
- Prevents tire from contacting costly TPM Sensors.



4771

Motorcycle Tire Bead Alignment Tool

This aluminum tool will hold a tire bead into the drop center of the wheel when changing the tire or installing an inner tube. The nylon thumbscrew will not damage the wheel finish.



5758

Hub Cap Removal Tool

- Unique slide hammer design eliminates prying against the wheel finish and potential scratches.
- Opposite end has a rubber bumper used to re-install cap with a simple tab.



5732

Tire Spoon Holding Pliers


- Tire Spoon Holding Pliers is the 3rd hand needed to ease mounting and demounting of tires with tire spoons.
- Quick and easy universal clamping design.
- Rugged rubber coated jaw to protect wheel finish.



4777

Motorcycle Tire Bead Holding Tool, Long


This tool allows the tire bead to be held in the drop center of the wheel when changing the tire or installing an inner tube. The slot slides over the spoke and the opposite end is depressed to push the tire into position. For use on wheels with 1 5/8" maximum side profile height.



4750

Tire Valve Installer/Remover Tool

This 14" steel tire valve tool includes a stepped rubber sleeve that can be positioned on the handle for optimum pulling angle of the valve, while protecting the wheel finish. Removes and installs snap-in style tire valves.



4775

Motorcycle Tire Bead Holding Tool, Std.

This tool allows the tire bead to be held in the drop center of the wheel when changing the tire or installing an inner tube. The slot slides over the spoke and the opposite end is depressed to push the tire into position. For use on wheels with 3/4" maximum side profile height.



5744

TPMS Tire Deflator/Locator;

- Evacuates air from the tire without removing the valve core.
- Tire location is marked on the color coded deflators so TPMS sensors can be replaced to the original location, eliminating the need for resetting.



5733

Tire Wheel Wedge Pliers

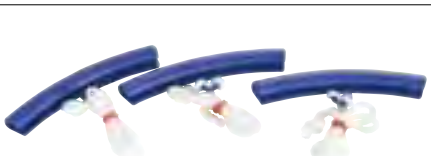
- Tire Bead Wedge Pliers keeps the tire in the bead drop area to ease mounting and demounting of larger truck and agricultural tires.
- Quick and easy universal clamping design.
- Rugged rubber coated jaw to protect wheel finish.



7248

C-Frame Press


- The C-Frame used in conjunction with OTC Ball Joint Adapters. Can also be used for removing/installing; universal joints with needle bearings, pressed in wheel studs, and brake anchor pins on heavy-duty vehicles. Suitable for general pressing operations.



4769

Motorcycle/ATV Wheel Rim Protector Set, 3 piece

Fits over the wheel rim to protect the wheel from being scratched or damaged while using tire spoons. Set of three.



4770

Motorcycle/ATV Tire Spoon with Grip

This 13" curved tip tire spoon is strong yet comfortable to use with the form fit hand grip. The rounded head prevents puncturing the tube.



For more details visit otctools.com

Your Full Coverage TPMS Solution

• Diagnostics • Reset • Relearn • Register

The OTC Tire Pressure Monitoring Reset Tool is a fast and simple to use stand alone TPR activation tool



3835 Tire Pressure Monitoring System Reset Tool Master Kit

Includes: TPR handheld, DB25 wireless adapter, carry case, registration card, user manual for TPR, and Genisys® interface, activation magnet, valve stem torque wrench, valve nut torque wrench, digital tire pressure gauge, TPMS Poster, TPMS flip charts, 11mm socket, 12mm socket, and torque tool.



3836 Tire Pressure Monitoring System Accessory Kit

Includes: Activation magnet, valve stem torque wrench, valve nut torque wrench, digital tire pressure gauge, TPMS Poster, TPMS flip charts, 11mm socket, 12mm socket, and torque tool.

Note: Your Genisys requires System 4.0 or later for TPR communication.



4751 Tire Pressure/Tread Depth Gauge

This 3-in-1 gauge will measure tire pressure, lower tire pressure, and measure tread depth all in one gauge. Rugged cast housing for strength and long life.



TPMS Accessories:

Part No. Description

- 3833-15** – Digital Tire Gauge
- 3833-17** – Valve Core Driver
- 3833-25** – Electronic Torque Wrench



Easy Lever Wheel Dollies

Gives technicians the leverage they need to easily remove or install truck tire-and-wheel assemblies.

- Heavy-duty construction capable of toting 300 pounds.
- Onboard rollers make stud-hole alignment a snap.
- Spring-loaded kickstand for handy parking.
- Rugged tubular steel construction.
- Two models that, together, can accommodate tire diameters from 24 to 48 inches.

5095A – Easy Lever wheel dolly. With a width of 22", this dolly handles tire diameters of 24" to 36".

5096A – Heavy-duty Easy Lever wheel dolly. With a width of 26", this dolly handles tire diameters of 36" to 48".



5100

Wheel Mate™ Wheel Handler

- Enables truck technicians to easily remove, install, rotate, and transport single tire-wheel assemblies. Internal ratcheting jack with 14 inches of vertical travel —almost a foot higher than conventional dollies.
- U-shaped chassis that provides close, unhindered access to work area.
- A design that accommodates—and securely holds—almost any truck wheel, including wide-based singles, without restraining chains.
- Heavy-duty ball-bearing wheels mounted under ball bearing swivel casters for maximum maneuverability.
- Foot-operated wheel lock.
- Rugged structural steel tubing construction that meets the demands of the toughest shop environments.



1770A

1,500 lb. Capacity Dual Wheel Dolly

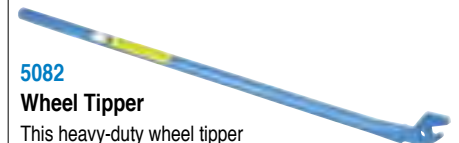
- Hydraulic jack provides almost 5" of lift and tilts wheel assembly 4° to prevent damage to wheel seal.
- Independent lifting rack provides maximum stability; rollers won't catch on load.
- Swivel casters for easy maneuverability.
- 6' chain holds load in place.
- Covered by OTC Lifetime Marathon Warranty®.



5105B

1,500 lb. Capacity High-Lift Dual Wheel Dolly

- Effortless air-powered hydraulic lift system for a variety of applications.
- 0 to 42" lifting range.
- Six-inch lateral adjustment.
- Tilt adjustment of +15° to -8° ensures easy alignment.
- Features four swivel casters, two locking, for enhanced mobility.

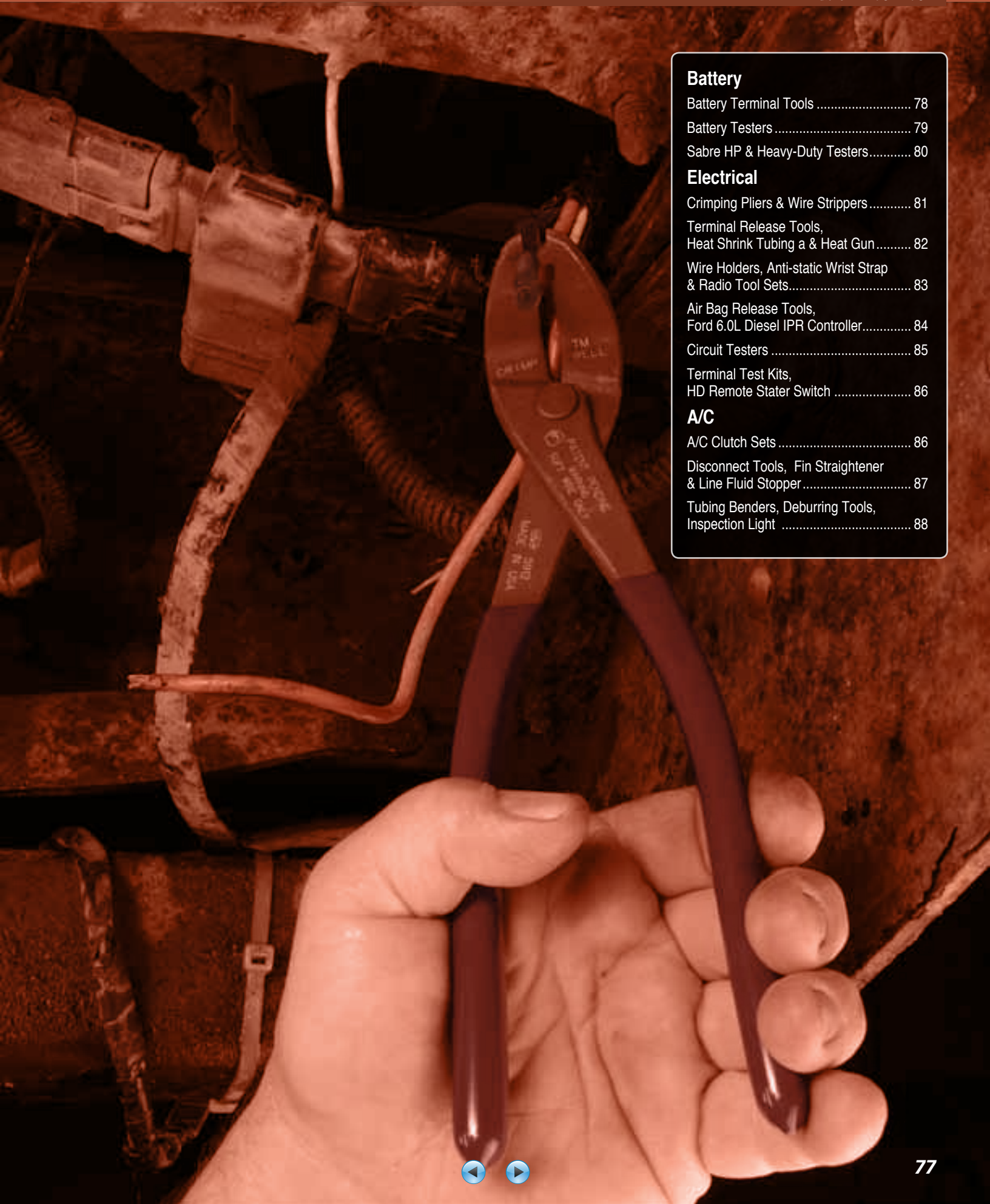


5082

Wheel Tipper

- This heavy-duty wheel tipper makes handling those hard-to-manage truck tires easy. To use the wheel tipper, simply deflate the tire and break the bead, then hook the wheel tipper to the rim of the wheel. With both hands on the wheel tipper, pull it towards you.
- Designed for both aluminum and steel wheels.
 - Reduces back strain when tilting deflated wheel assemblies for maintenance.





Battery

- Battery Terminal Tools 78
- Battery Testers 79
- Sabre HP & Heavy-Duty Testers 80

Electrical

- Crimping Pliers & Wire Strippers 81
- Terminal Release Tools,
Heat Shrink Tubing a & Heat Gun 82
- Wire Holders, Anti-static Wrist Strap
& Radio Tool Sets 83
- Air Bag Release Tools,
Ford 6.0L Diesel IPR Controller 84
- Circuit Testers 85
- Terminal Test Kits,
HD Remote Stater Switch 86

A/C

- A/C Clutch Sets 86
- Disconnect Tools, Fin Straightener
& Line Fluid Stopper 87
- Tubing Benders, Deburring Tools,
Inspection Light 88

4611

Battery Terminal Puller

- Designed to remove the battery cable clamp from the post without causing damage to the battery.
- Spring-loaded sharp jaws get under the clamp for a secure grip.



4612

3-Way Battery Post Cleaner

- Steel blades quickly clean top-post battery terminals and cable clamps; cleaners are marked "positive" and "negative."
- Ream is tapered to clean both positive and negative battery cable clamps.



4613

Battery Pliers

- Serrated jaws firmly grip the battery terminal nut or bolt.
- Offset handles allow access in hard-to-reach areas.
- Works on top-post and side-post battery terminals.



4614

Side Terminal Battery Wrench

- Designed for use on GM side-terminal batteries, or any 5/16" hex head battery bolt.
- 5/16", 6 point, box end, 5-1/2" long, ratcheting wrench; insulated handle.



4615

Long-Side Terminal Battery Wrench

- Designed for use on GM side-terminal batteries, or any 5/16" hex head battery bolt.
- Long handle allows access to hard-to-reach battery terminal bolts.
- 5/16", 6 point, box end, 10" long, ratcheting wrench; insulated handle.



4616

Battery Terminal Wrench – 10mm

- Designed for use on 10 mm battery terminal bolts found on many import and domestic vehicles.
- 10 mm, 12 pt., box-end ratcheting wrench; 5-1/2" long with insulated handle.



4617

Side Terminal Battery Brush

- Designed to clean corrosion from side post batteries.
- One brush used to clean battery terminals; other brush used to clean battery cable ends.
- Plastic handle resists battery acid.



4618

Battery Brush


- Cleans dirt and corrosion from positive and negative battery posts and cable clamps.
- Plastic case resists battery acid and most cleaning solvents.



4619

Professional Battery Hydrometer

- Displays a battery's specific gravity on an easy-to-read float; scale ranges from 1.100 to 1.300.
- Thermometer indicates what must be added or subtracted from the float reading to arrive at an accurate specific gravity reading for each battery cell.
- Flexible tip offers easy access to the battery cells while the battery is still in the vehicle.



4620

Battery Carrier

- Use to lift and install most top post and side terminal batteries.
- Designed to transfer lifting force to a secure hold on the battery; teeth on jaws offer a secure grip.
- Vinyl strap resists battery acid and will not conduct electricity.



4621

Two-Liter Battery Filler

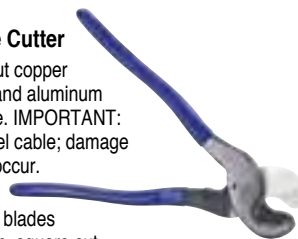
- Replenish battery water the easy way! The fill nozzle on this container has an automatic shut-off that prevents overfilling; the handle on the side of the container makes the job a snap. Container holds up to two liters of distilled water.



4622


Battery Cable Cutter

- Designed to cut copper battery cable and aluminum electrical cable. **IMPORTANT:** Do not cut steel cable; damage to blades will occur.
- Precision-ground cutting blades provide a clean, square cut.
- 7" long handle gives extra leverage when cutting.



1/4" & 3/8" Cable Cutters

- Perfect choice for cutting heavier copper and aluminum cables.
- This tool is especially valuable for battery service where replacing a terminal is required.
- Clean cut with minimal mashing of wire strands.



4476 – 1/4" cable cutter.

4477 – 3/8" cable cutter.



516508

Battery Terminal Service Kit (7 piece)

- Kit includes:
- 4611 – Battery terminal puller.
 - 4612 – 3-way battery post cleaner.
 - 4613 – Battery pliers.
 - 4614 – Side terminal battery wrench.
 - 4615 – Long-side terminal wrench.
 - 4616 – Battery terminal wrench - 10mm.
 - 4617 – Side terminal battery brush



4631

Battery Terminal Service Kit (8 piece)

- Kit includes:
- 4611 – Battery terminal puller.
 - 4612 – 3-way battery post cleaner.
 - 4613 – Battery pliers.
 - 4614 – Side terminal battery wrench.
 - 4615 – Long-side terminal wrench.
 - 4616 – Battery terminal wrench - 10mm.
 - 4617 – Side terminal battery brush
 - 4622 – Battery Cable Cutter

7645

Parasitic Draw Test Switch


- Finding electrical problems that drain the battery is getting harder all the time. But using No. 7645 with your digital amp meter takes the guesswork out of a complicated job. Attach the test switch between the negative battery cable and the battery, and then road-test the vehicle. Next, connect an amp meter to the switch to determine the parasitic amperage draw, and locate the excessive electrical drain on the battery. Works on any vehicle with side- or top-post batteries.



3386

Antizap Auto Surge Protector

- Connects to battery, and becomes part of vehicle's electrical circuit. If a voltage spike is detected, the Antizap automatically clips it to a safe level to prevent damage to sensitive electronic systems.
- Protects fuel gauge, ABS brakes, radios, tape and CD players, car alarms, SRS air bags, LED instrumentation, EFI, fuel, and climate control systems. Protects against welding (Arc, Mig, & TIG).



Utilizes switching technology which helps restore the batteries that are slightly sulfated.



Switches to float mode after the battery is completely charged.

Application:
Lead Acid (FLA, AGM, GEL).

3176

Smart Battery Charger and Maintainer

The Smart Battery charger and Maintainer utilizes a patented 5-Stage Automatic charging system designed to charge a battery efficiently while prolonging the life of the battery. The automatic power switching gives you the ability to charge your battery to 100% without worrying about damaging the battery. The battery charger/maintainer comes with clamps for jump starts or overnight charging and ring connectors for permanent connection to seasonally used vehicles such as RVs and motorcycles.

Product Features:

- Maintains the battery charge level during vehicle programming.
- Charges deep discharged batteries in about 12 hours.
- Maintains the battery charge level if the vehicle or the battery needs to be stored for an extended period of time.
- Switches to float mode after the battery is completely charged.
- Utilizes switching technology which helps restore the batteries that are slightly sulfated.
- Easy-to-read LED lights to show the status of charging and battery condition.
- Micro processor controlled pulse charger.
- LED indicator lights : Red & Green.
- Input: 110V AC.
- Application: Lead Acid (FLA, AGM, GEL).
- Output: 5Amp /12Vdc.
- Auto polarity, Spark free & Overcharging Protection.
- IP65 waterproof, Dust Splash/Rain Protection.
- Switches automatically to float mode.



75240

Coolant and Battery Refractometer

This can be used for measuring the freezing point of either propylene and ethylene glycol based cooling systems. It can also be used for checking the strength of electrolyte solution in batteries. This precision instrument features high quality optics with ultra smooth focusing on the body. Coolant scale range: 32° F/0° C to -60° F/ -51° C.

Battery Charging/Starting System Professional Analyzer Kits

Made for the professional technician, No. 3185 tests batteries and starting/charging systems faster than ever before. The BCS system analyzer has an operating range of 50–2000 CCAs and is able to store data in memory or remotely print out the results using an infrared printer interface. It also measures voltage, and tests starting and charging systems at the push of a button.

Product Features:

- Quick 1-second initial results.
- Tests charging and starting systems 50–2000 CCA range accurate to 5 CCAs.
- Tests 6V and 12V batteries.
- Temperature and low charge compensation.
- Detects and identifies loose leads.
- Supports CCA, IEC, EN, BCI, and DIN scales.
- 4-line, 20-character LCD display shows CCAs, voltage, and good/bad status.
- Displays results in seven languages: English, French, Spanish, German, Italian, Dutch, Swedish.
- Built-in infrared printer interface for remote printing.
- Detachable cable leads.

3184

BCS system analyzer kit. Includes BCS system analyzer, a 12' extension cable for in-cab testing, two voltmeter probes, battery side- and threaded-post adapters, detachable leads, 9-volt battery, soft-sided carrying case.

3185

BCS system analyzer kit. Same as No. 3184, but also includes an infrared printer.



3183

Digital Battery Tester

Speed. Accuracy. Reliability. These are the cornerstones behind the technology in our digital battery testers. No. 3183 tests 12-volt batteries (125–1400 CCAs) and analyzes by measuring multiple parameters within the battery to deliver accurate results. A live voltmeter allows easy starting/charging system testing. Its bright, 4-digit LED display indicates the battery's good/bad status, voltage, and available CCAs. It even compensates for cold temperatures.

Product Features:

- Quick 1-second initial results.
- 125–1400 CCA range.
- Analyze starting/charging system voltages.
- Tests 12V batteries.
- Temperature and low charge compensation.
- Detects and identifies loose leads.
- Detects bad cells.
- Surface charge warning.
- Measures multiple international units: CCA, IEC, DIN, BCI, and EN.
- 4-digit LED display shows good/bad status, available CCAs, and voltage.
- Includes digital battery tester. Includes digital battery tester and soft-side carrying case.



3180

100-Amp Battery Load Tester

Tests batteries on or off the car in just 10 seconds. Convenient, portable size and easy-to-read scales.

Product Features:

- Heavy-duty, copper-plated clamps.
- 100 amp load capacity.
- 0–16 volt range.
- Load safety switch prevents arcing.
- Heavy-duty, chrome-plated, ventilated steel case.
- Works on both 6V and 12V batteries.
- Ceramic insulators.
- Determines state-of-charge, cranking, and charging volts.
- Determines good/bad status.
- Extra-large display with zero adjust.



3181

130-Amp Heavy-Duty Battery Load Tester

Applying an industry-leading 130-amp load, this ergonomically designed, heavy-duty battery tester provides accurate, reliable test results in just 10 seconds. It includes uniquely designed clamps for a positive grip on top- and side-post batteries and an extra-large, easy-to-read display.

Product Features:

- 130-amp load capacity for accurate results.
- 0–16 volt range.
- Uniquely designed clamps for both top- and side-post batteries.
- Extra-large display with zero adjust.
- Works on both 6V and 12V batteries.
- Side tabs for on-tool clamp storage.
- Back brackets for tool storage on wall or toolbox.



3182

130-Amp Digital Battery Load Tester

Produce more accurate results with this 130-amp digital battery load tester. The compact, lightweight design is rugged enough for everyday testing of 6- & 12-volt batteries.

Product Features:

- Large, easy-to-read display.
- Side-clamp mount.
- Comfortable, easy-to-grip, ergonomic handle.
- Alternator test lead.
- 0–16 volt range.
- State of charge.
- Starter and charging system test.
- Alternator ripple test.
- 3182 Digital battery tester. Includes 130-amp digital battery tester and test leads.
- Ripple detection light.
- Dual jaw load clamp design.
- Battery load test.





Sabre HP

Sabre HP is designed to let you quickly diagnose bad batteries in a discharged state without needing to charge them first. By utilizing a patented OTC micro-load testing method, this tester ensures accurate test results without any interpretation on vehicle battery, starting, and charging systems. Ships with 3' leads.



Product Features:

- Digital circuitry precisely controls battery test loads to accurately determine battery conditions using OTC micro-load test technology.
 - Tests the battery both statically and dynamically with multiple fixed loads.
 - Provides the most accurate test results.
 - Less susceptible to erroneous results from remote or bad connections, surface charge, and parasitic drains.
- Accurately tests both absorption glass mat (AGM) and flooded lead acid (FLA) batteries.
- Tests vehicle's starting and charging systems with minimal user interaction; automatically applies loads for accurate charging system tests.
- Tests all 6- and 12-volt batteries with a 50–2000 CCA operating range.
- Tests batteries down to 1 volt state of charge.
- Temperature and low charge compensation.
- Detects bad cells.
- Scales: CCA, CA, AHR, MCA, JIS, DIN.
- 4 x 20 backlit display shows CCAs, voltage, and good/bad status.
- Over-molded enclosure with soft-touch keys.
- Built-in infrared printer interface for remote printing (printer optional).
- Flash upgradeable memory in field.
- Removable/auto-sensing leads (3' leads included; optional 10' leads available).
- Printout has date/time stamp and user definable header and footer.
- Optional amp clamps for current drain tests and starting/charging measurements—the only hand-held battery tester with this feature.
- Reverse polarity protection.
- Hard carrying case.
- 3-year warranty.

3167

SABRE HP

Includes SABRE HP, 3' test leads, side-post terminal adapters, instruction manual, and molded-plastic carrying case.

3168

SABRE HP Deluxe Kit

Includes SABRE HP, 3' test leads, side-post terminal adapters, instruction manual, infrared wireless printer, and molded-plastic carrying case.

Accessories:

3169

Infrared wireless printer for use with No. 3167 (included with No. 3168).

3167-01

3' test leads.

3172

10' test leads.



Sabre Heavy-Duty Battery and Electrical System Diagnostic Tester

- Heavy-duty for 24-volt battery and electrical systems.
- Diagnoses battery packs in series, parallel, or series/parallel.
- Tests AGM/gel-cell batteries.

HIGHEST CCA capacity ranges (50–4000 CCA – 24V).

LARGE DISPLAY for less scrolling, more detailed instructions. It's also backlit for all light conditions.

INDUSTRY FIRST amp-clamp connection ports for live amperage readings using optional external amp-clamp.

15 FT. Cable to perform tests from the cab of the vehicle.

FIELD UPDATEABLE to accommodate new battery types, system updates, feature additions.

Battery Testing

- Tests the following battery pack configurations:
 - One battery (6V or 12V).
 - Two batteries in series (24V); 2, 3, or 4 batteries in parallel (12V).
 - Two banks in parallel, each bank having 2 batteries in series (24V).
- Uses pack configuration in algorithm design.
- Step-by-step user instructions for easy test completion.
- Tester-applied loads used on all pack combinations.

Electrical System Testing

- 12V and 24V charging system tests.
- 12V and 24V starting system tests.
- 12V and 24V diode tests.
- Amp-clamps available (not included) for starting/charging and current draw tests.

Product Features:

Amp-Clamp Connection – allows current drain tests and starting/charging analysis.

Tests Both FLA (flooded lead acid) and AGM (absorbed glass mat) battery types.

Scales – CCA, CA, AHR, MCA, JIS, DIN

User Definable – print header and footer.

Removable Test Cables – easily field replaceable.

PC Interface Port – allows for field updateable software.

IR Compatible – allows optional infrared wireless printer.

Readout Display – backlit for low light conditions, easy to view data in direct sunlight (4 x 20 character display).

Security Cable Connection – protects against stolen or dropped units.

Over-molded Surround with Soft-touch Keys – ruggedly built, easy to use, even with gloves.

3167-HD

Sabre HD deluxe kit

Includes 24-volt heavy-duty battery tester, 15' test leads, instruction manual, molded-plastic carrying case.

3168-HD

Sabre HD deluxe kit with printer

Same as No. 3167-HD above, but also includes an infrared wireless printer.

Accessories:

3172-15

15' lead set.

3169

Infrared wireless printer.





3220
3220CD
Battery Diagnostic Manual

Gives essential information for battery service in one convenient manual. Saves valuable time by providing information in a complete manual rather than having to go to multiple locations for information.

Provides the following information in one manual –

- Battery access and service locations
- Battery disconnection precautions
- Power windows, locks and sunroof programming procedures
- Convenience accessory programming procedures
- Supplemental restraint and ABS system precautions
- Engine and body control system resetting
- Available in print or CD



5912
Crimpwell™ Angled Crimping Pliers

- Universal crimping design accommodates soft wire – solid or stranded – 10-22 AWG.
- Cutting feature included for quicker preparation.
- 9" (228mm) in length, with protective grips to increase leverage and secure crimp.
- Angled design keeps the connector, the wire, and the crimper "in-line" –improving visibility and access in hard to reach places.
- Designed to not pierce connector insulation and also works on un-insulated connectors.
- Service tech can use as much force as desired to ensure connection and it will not damage connector insulation.
- Easy-to-use: Simply insert the connector into the crimping feature, slip over the connector and squeeze.



5950A
CrimPro™ 4-in-1 Angled Wire Tool

- The angled feature allows access to close quarters and facilitates superior crimps.
- Compact 7-inch design used 4 ways.
- Gripping nose – to pull, twist, bend, and shape.
- Crimper – crimps 12-20 AWG insulated and non-insulated wire.
- Stripper – strips 12-20 AWG wire.
- Cutter – ability to make cuts both above and below pivot.



5950S
CrimPro™ 4-in-1 Wire Tool

- Compact 7-inch design used 4 ways.
- Gripping nose – to pull, twist, bend, and shape.
- Crimper – crimps 12-20 AWG insulated and non-insulated wire.
- Stripper – strips 12-20 AWG wire.
- Cutter – ability to make cuts both above and below pivot.



4498
7-in-1 Wire Stripper and Crimper

- Strips insulation off electrical wires ranging from 10 AWG–22 AWG (0.6mm–2.6mm) in diameter. Pliers on tip of jaw for looping or grabbing wire in tight places.
- Heat-treated steel jaws cut solid or multi-strand wire.
- Screw cutter shears screws clean, with no thread clean-up required. Works on machine screw sizes 4-40, 5-40, 6-32, 8-32, 10-24, and 10-32.
- Crimps insulated and non-insulated wire terminals, 7mm–8mm spark plug wire connectors.



4497A
Ratcheting Terminal Crimper

- Heavy-gauge steel crimping tool designed for insulated wire terminals.
- Ratcheting action crimps terminal to correct tightness on the wire, making crimping fast and easy.
- For wire sizes: AWG 22–18 (0.6 mm–1.0 mm) red terminal; AWG 16–14 (1.3 mm–1.6 mm) blue terminal; AWG 12–10 (2.0 mm–2.6 mm) yellow terminal.
- Insulated handles with compound mechanical leverage for power.



4467
Automatic Wire Stripper

- Quick removal of insulation on wire AWG 12-20.
- Comes with adjustable depth gauge (8mm to 12mm).
- Sharp v-shaped tooth easily removes insulation without any damage to soft wire strands.
- Cutting tool stored below the stripper.
- Features a space saving locking mechanism for pockets or tool drawer storage.



4468
9" Self Adjusting Wire Stripper

- Strips insulating sheathing from wires ranging from 10 ga. to 22 ga.
- Easy-to-use, just insert wire and squeeze.
- Also cuts and crimps.



5953
Dual End Wire Holder

- Holds wire and connectors solidly during soldering or other wire service.
- Unique design allows connection to be held firmly on both sides with infinite adjustability.
- Insulated clips act as heat sinks to protect shrink tubing or other sensitive parts from heat.




5955
Magnetic Clamp Wire Holder

- Holds wire and connectors solidly during soldering or other wire service.
- Unique design allows connection to be held firmly on both sides with infinite adjustability.
- Insulated clips act as heat sinks to protect shrink tubing or other sensitive parts from heat.
- Clamp with magnet allows for attachment to a work bench, vehicle, or any other object for a firm base.



4782
Wire Pulling Tool

This tool contains an 18" cable with a "T" handle at one end and wire mesh at the other. By threading the cable through a difficult to reach area such as a motorcycle frame, wires or connector can be hooked to the end allowing the wiring to be pulled through.



4822
Wire Connector Tool Set, 2 Piece

Designed to remove terminals from connector housing without damage to the terminal or connector. Set provides 12 different tool styles fit most common connectors.

4472
Cordless Solder Tool Kit

- Cordless, hands-free operation.
- Safety switch prevents inadvertant ignition.
- Fuel-level sight window.
- Use as a – solder tool, heat tool or an torch tool.

Kit Includes:
Soldering iron, conical tip 2.4 mm, chisel tip 2.4 mm, hot knife tip, deflector tip, sponge, wrench, and soldering wire.

4472-1 – Soldering iron only.



4470
**Butane-Power
Flameless MicroTorch**

- Cordless 650° (1250°F) flameless heat.
- Waterproof piezo electronic ignition with locking trigger.
- Refillable fuel cell uses standard butane lighter fluid (butane NOT included).
- Ideal for automotive and heat shrink projects.



4813
Heat Shrink Tubing Set (171 Piece)

Protection and insulation for solder connections and components. 2 to 1 shrink ratio with flame or heat gun.



4814
Waterproof Heat Shrink Tubing Set (106 Piece)

Waterproof protection and insulation on solder connections and components. Adhesive lined inner wall to seal out moisture. 3 to 1 shrink ratio with flame or heat gun.



14450
Heat Gun

A lightweight source of directed heat offering 500°F and 750°F settings, and also has a "cold" setting. This handy heat gun is ideal for many applications, including:

- Fast heating/drying of materials.
- Quick curing/drying of epoxies.
- Applying shrink tubing.
- Softening tubing for bending.
- Speed-drying of touch-up paint to eliminate "haze."
- Drying out condensation in motors, clutches, controls, etc.
- Shock-proof and cool-running with a tough housing, the unit weighs just 2-1/2 lbs.
- 115V 50/60 Hz.

Replacement parts

44997 – Switch assembly.



4493
Angle-Tip Relay Pliers

- Designed to remove and install relays, which are usually located in confined, hard-to-reach areas.
- Specially coated tips offer a solid grip on the relay.



4460
2-Piece Electrical Connector Separator Tool

- Releases locking tabs on electrical connectors, component connections & wiring harness connectors.
- Eliminates damage to the tab or connector.
- This pair of tools permits access to electrical connectors in any position.



4448
Door Buzzer Shutoff Tool

- This simple tool allows for work with the vehicle door open without the annoying door buzzer on.
- High tension spring can be placed in the door jamb to close the door buzzer switch typically found by the hinges.



4712
Euro Radio Removal Tool Kit

- Includes the popular tools needed to remove the radio from the dash on the following European vehicles: BMW, VW, Audi, and Mercedes-Benz.
- Easily removes the radio without damaging the radio or the dash panel.



4461
Terminal Release Tool Set

- Save time and money. Repair or rebuild a wiring harness without having to order the entire OE replacement.
- Services most OE terminal connectors. Insert the appropriate release tool to depress the locking tab and the individual wire slides out for service or replacement.

Kit includes:

- 7737** – Computer edge board and header release tool. Each end of the tool works on different terminal connector configurations. Works on various domestic and import models.
- 7738** – Weather Pack sensor terminal release tool. Works on various domestic and import models.
- 7740** – Micro-style terminal release tool. Works on various domestic and import vehicles.
- 7741** – Specifically designed to release ID computer terminals on 1988 thru current GM W bodies, 1990 thru current Chevrolet Lumina sedans, and various other domestic and import vehicles.
- 7742** – Universal harness release tool designed for the RWAL (rear wheel anti-lock) microprocessor found on 1988 thru current GM pickups. Also works on various other domestic and import vehicles.
- 7743** – Releases terminals on most body wiring connectors on various domestic and import vehicles, including cold start injector and timer, water, O₂, vacuum, and air temperature sensors.



4711
Deluxe Radio and Antenna Service Kit

- Eleven-piece kit in molded case.
- Universal antenna wrench.
- Ford radio removal tool.
- Deep sockets to remove and install the tamper-proof radio nuts from many GM, Chrysler, and other aftermarket radios.
- Antenna nut sockets cover most import and domestic antenna nuts.




4715
Deluxe European Radio Tool Set

- 18-piece set of tools used to remove radios on most European vehicles sold in the U.S. and Europe.
- Quickly and easily removes the radio from the dash without damage to the radio or dash.

Replacement Parts

- 4715-1** – Removal Keys (4 pieces) Audi, Becker, Mercedes-Benz, VW.
- 4715-2** – Removal Keys (2 pieces) Becker, Mercedes-Benz, Porsche.
- 4715-3** – Removal Keys (2 pieces) VW.
- 4715-4** – Removal Keys (2 pieces) Skoda.
- 4715-5** – Removal Keys (2 pieces) Becker.
- 4715-6** – Pentagon Wrench BMW.
- 4715-7** – Bent U-hook (2 pieces) Blaupunkt.
- 4715-8** – U-hook (2 pieces) Audi, Blaupunkt, Ford, Grundig, VW.
- 4715-9** – Allen Hex Wrench BMW, Opel.




6088
Ford 5-pin Connector Harness for Glow Plug Testing

- Provides an easy way to check glow plug resistance without having to remove the valve cover of 1994–98 Ford trucks and vans with 7.3L DIT (direct-injected turbocharged) diesel engines.
- Used with any standard digital volt ohmmeter to check glow plug resistance.



7744
Anti-Static Wrist Strap

- Virtually eliminates the possibility of static electricity causing damage while working on electronic components.
- One-size-fits-most adjustable wrist strap.
- Includes a 6' coil cord with alligator clip.



Similar to Ford
T87P-19061-A, 415-001

7575

Ford Radio Removal Tool Kit


These dual-purpose tools release the retaining clips of a radio faceplate so you can pull the radio from the instrument panel. For use on 1987 to current Mustang; 1988 and newer Tempo/Topaz; 1989 to current Lincoln Continental; 1990 to current Taurus/Sable, Ranger/Bronco II, Probe, Lincoln Town Car, Mark VII, Crown Victoria/ Grand Marquis, Thunderbird/Cougar, F-series pickups and E-series vans; 1991 to current Explorer; 1995 to 2003 Windstar.



6711

Mercedes-Benz Dashboard Service Tool Kit

- 8-piece tool kit contains:
- (2) removal tools for ignition lock on model W126.
- (2) removal tools for ignition locks on models W124 & W201.
- (2) removal hooks for instrument cluster on models W107, W116, W123, W124, W126, W140, and W201.
- (2) radio removal tools on models W129, W140, W202, and W210.
- Covers virtually all Mercedes-Benz models since 1992.



7739

GM Code Retrieval Key

- This key retrieves trouble codes from pre-OBD II model GM vehicles.
- ECM code retrieval key. Jumps between A and B terminals on ALDL connector to retrieve trouble codes from the ECM.



3385

Universal Gauge and Component Tester

This is the fast way to pinpoint problems in fuel, oil, temperature, and vacuum electrical gauges. This gauge and component tester includes a test light and switch to also test instrument voltage regulators on various vehicles. Plus, you can use it as an instrument gauge tester by attaching the alligator clips to sensors and wiring harnesses on a variety of vehicles. Included is an instrument gauge application data sheet listing resistance set points for GM, Ford, Chrysler, Toyota, Nissan, VW, Mack, Navistar, and John Deere.

7955



7956




Ford Air Bag Simulator

When plugged into the vehicle harness connector, power is restored to simulate a complete circuit for diagnostic purposes.

7955 – Ford air bag simulator. Special one-ohm resistor for use on air bags on Probe vehicles.

7956 – Ford air bag simulator. Special two-ohm resistor for use on 1993 and newer Ford system II air bags.



Similar to
Ford No. 303-1115

6766

Ford 6.0L Diesel Terminal Release Tool

This Terminal Release Tool is required for removal of the vehicle's injector wiring harness without causing damage to the component.



6768

Ford 6.0L Glow Plug Release Tool

Safely remove and install the glow plug harness on 2004-2009 Ford 6.0L Diesel engines.



5945

Air Bag Release Tool Kit

- Use to remove the air bag module from the steering wheel.
- Work on many GM, Ford and Mercedes Benz vehicles.

Applications:

- Ford 2000-2004 Taurus/Sable, 1999-2003 Windstar Van.
- GM 1999-2005 Chevrolet Impala, Lumina, Monte Carlo, Venture, Pontiac Bonneville, Grand Prix, Montana, Buick LeSabre, Century, Regal, Olds Intrigue, Cadillac El Dorado, Deville, STS, SLS.
- Mercedes Benz Models 107,123, 124, 126, 129, 140, 163, 164, 170, 201, 202, 203, 208, 209, 210, 211, 215, 219, 220, 221 and 463.



6764

Ford 6.0L Diesel IPR Controller

When a hard start or no start condition exists, the 6764 allows a technician to close the Injector Pressure Regulator in order to determine if proper injector control pressure is achieved and sustained for the starting process.

- Tactile On/Off switch with LED confirming power to the tool and signal to the Injector Pressure Regulator.
- Permits a quick initial diagnosis of the pressure regulator when a hard start-no start situation exists.
- Used in conjunction with any scan tool capable of reading fuel pressure on 6.0L Ford Diesel.

**3630****Battery Powered Continuity Tester**

Designed to test any type of non-live electrical circuit. Track down broken wires, bad grounds, and blown fuses quickly.

Product Features:

- Comes with AAA alkaline battery.
- Ergonomic, slim designed clear handle.
- 12', red coil cord.
- Low voltage replaceable bulb.
- Molded strain relief.
- Heavy-duty stainless steel probe with insulated shaft.
- Heavy-duty clip with positive soldered connection.

**3631****Heavy-duty Logic Probe Tester**

Multi-functional design allows testing range of 3–26 volts. Bright red and green LEDs interpret voltage signals such as ground, power, and frequency. Tests fuel injectors, solenoids, presence of serial data, and tach reference signals. Output tests on MAF, Cam, Crank, Hall Effect VRS sensors and more. High impedance input compatible with computer circuits and sensors.

Product Features:

- Air bag safe.
- 12', heavy-duty, twin clip, red coil cord lead.
- Checks 6-, 12-, and 24-volt systems.
- Ergonomic, slim designed clear handle.
- Positive contact molded strain relief.
- Heavy-duty stainless steel probe with insulated shaft.

**3642****12V-24V Truck Circuit Tester****Product Features:**

- Works on 12–24 volt systems.
- Features 7" stainless steel probe.
- 24' coil cord.
- Extra large clamp.

**3633****Mini-coil Cord Circuit Tester**

Small handle with needlepoint stainless steel probe allows easy back probing and piercing. Special threaded probe comes with screw on alligator clip for additional versatility. Useful in testing electrical circuits and locating shorts, grounds, and open circuits.

Product Features:

- 12', heavy-duty, red coil, cord lead.
- Checks 6- and 12-volt systems.
- Ergonomic, slim designed clear handle.
- Bright red, high intensity/slim style replaceable bulb.
- Positive contact-molded strain relief.
- Heavy-duty, stainless steel probe with insulated shaft.
- Heavy-duty clip with positive soldered connection.

**3634****Heavy-Duty, Straight Cord Circuit Tester**

Designed for testing electrical circuits and locating shorts, grounds, and open circuits.

Product Features:

- 5-foot heavy-duty cord.
- Checks 6- and 12-volt systems.
- Ergonomic, slim designed clear handle.
- Bright red, slim style replaceable bulb.
- Positive contact-molded strain relief.
- Heavy-duty, stainless steel probe with insulated shaft.
- Heavy-duty clip with positive soldered connection.

**3636****Heavy-Duty, Coil Cord Circuit Tester**

Designed for testing electrical circuits and locating shorts, grounds, and open circuits.

Product Features:

- 12-foot, heavy-duty, red coil cord lead.
- Checks 6- and 12-volt systems.
- Ergonomic slim designed clear handle.
- Bright red, slim style replaceable bulb.
- Positive contact-molded strain relief.
- Heavy-duty, stainless steel probe with insulated shaft.
- Heavy-duty clip with positive soldered connection.

**3639****Extra Long, Heavy-Duty Circuit Tester**

Long 7" probe shank allows access to difficult to reach areas for testing electrical circuits and locating shorts, grounds, and open circuits.

Product Features:


- 12-foot, heavy-duty, red coil cord lead.
- Checks 6- and 12-volt systems.
- Ergonomic, slim designed clear handle.
- Bright red, slim style replaceable bulb.
- Positive contact-molded strain relief.
- Heavy-duty, stainless steel probe with insulated shaft.
- Heavy-duty clip with positive soldered connection.



3902

3903

3904



3905

3906

OTC Test Leads

Constructed from high quality polyurethane, these high visibility coil cord test leads have superior memory retention and resistance to grease and oil, making them a perfect compliment to any technician's arsenal of test equipment. Test leads come with a variety of interchangeable tips suited for just the right application.

3902

Twin 5' jumper leads. High visibility black and red leads stretch to over 5 feet in length.

3903

24' jumper leads. From headlight to taillight, this extra long test lead stretches to over 24 feet in length.

3904

Twin 5' multimeter lead set. Expand the usefulness of any standard multimeter. This set includes one black and one red test lead, 2 multimeter probes, 2 banana plugs, and 4 alligator clips.

3905

Twin 5' multimeter/piercing jumper lead set. Pierce small gauge wires with this complete jumper lead set. This set includes one black and one red test lead, 2 multimeter probes, 2 banana plugs, 2 bed-of-nails, and 2 alligator clips.

3906

Twin 5' piercing test lead set. With 2 banana plugs and 2 bed-of-nails, this test lead set has just the right combination of tips for most testing applications.



3569

Terminal Test Kit with Circuit Tester (Standard Adapters)

- 14-piece standard terminal adapter set for the popular Packard Weather Pack, Metri-Pack, and Micro-Pack style connectors. External-internal versions of adapter styles.
- Circuit tester with bulb for 6-12-24 volt systems with interchangeable probes for use with terminal test adapters. Heavy-duty coil cord extends to 12 ft.
- Terminal adapters have flexible joints that eliminate damaged connector terminals that result from testing with a standard test probe.
- Complete kit in plastic storage case.



3650

Heavy-Duty, Remote Starter Switch

Allows one person to start and crank engine while under the hood or from either side of the vehicle.

Product Features:

- With convenient hot circuit indicator, red ready light glows when starter switch is connected to a hot circuit; light goes off when switch is depressed.
- High current, heavy-duty push button switch ensures reliable operation and long service life.
- 5' leads made from heavy-duty, oil and grease resistant, 12-gauge wire.
- High current clips with protective boots open to an extra wide 5/8" for ease of hook-up.
- Soft, non-slip rubber grip.



4536

A/C Clutch Pulley Puller Set

- For removal of stubborn air conditioning clutch pulleys. Also used on many alternator, generator, power steering, and crankshaft pulleys, harmonic balancers, and fiber timing gears.
- Set includes drop-forged components: one 3/4"-16 x 5" live-center forcing screw, 5-1/2" crossbar with three spread settings, two pairs of jaws, and a clamp bolt.
- Spread: 3" to 5"; Reach: 1" to 5".
- Includes blow-molded plastic case.



3587

Terminal Test Kit (Standard Adapters)

- Excellent accessory when testing with a scope or meter.
- 32-piece standard terminal adapter set for the popular Packard Weather Pack, Metri-Pack, and Micro-Pack style connectors. Multiple external-internal versions of adapter styles.
- Terminal adapters have flexible joints that eliminate damaged connector terminals that result from testing with a standard test probe.
- Set of 4 patch cords (4 ft.) included for use on multiple terminal connectors, for use with terminal adapters.
- Complete kit in plastic storage case.



4537

A/C Clutch Holding Tool

This three-stud spanner wrench keeps the A/C clutch from turning when loosening or tightening the retaining nut. Adjusts quickly with brass thumbscrews to fit various styles of A/C compressors used on GM, Ford, and Chrysler vehicles. Also fits a variety of other pulleys.



4535

A/C Clutch Hub Remover/Installer Set

- For damage-free removal and installation of the clutch hubs on these air conditioning compressors: GM-Harrison DA-6, HR-5, V-5, A-6, and early R4; Nippondenso Ford/Chrysler A590, C171, FS-6, 6P148A (new style); Sanden & Sankyo; York/Tecumseh HR980; Zexel/Mitsubishi CH series.
- Set includes a removing flange, plus forcing screws and adapter assemblies to remove and install virtually all clutch hubs.
- Includes blow-molded plastic case.




For more details visit
otctools.com



11009

Clutch Plate Remover

Designed to overcome resistance when removing the clutch plate.



10861


41067

Clutch Plate Remover/Installer

These compact tools are used both to remove the clutch for access to the shaft seal and to re-install it by simply inverting the nut and main bearing.

10861 – A6, R4.

41067 – V5, DA6, HR6.

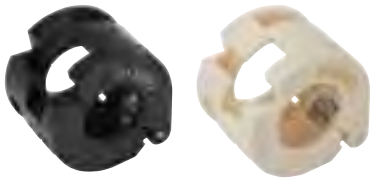


A/C spring lock coupling tool

Spring-loaded in the closed position to deflect any spray that occurs when lines are disconnected.

518900 – Red, 3/8"

518898 – Blue, 1/2"



A/C spring lock coupling tool

Spring-loaded in the closed position to deflect any spray that occurs when lines are disconnected.

518897 – Black, 5/8"

518901 – White, 3/4"



7238

Spring Lock Coupler Disconnect Set

Set includes four sizes for use on 3/8", 1/2", 5/8", and 3/4" tubes. Allows quick, safe disconnect of spring lock couplers on late model Ford systems and Tecumseh HR980 compressors.

518900 – 3/8" (red) Same as Ford 412-026 (T81P-19623-G1).

518898 – 1/2" (blue) Same as Ford 412-027 (T81P-19623-G2).

518897 – 5/8" (black) Same as Ford 412-038 (T83P-19623-C).

518901 – 3/4" (white) Same as Ford 412-040 (T85L-19623-A).



4494

Fuel and Air Conditioning Line Release Tool

- This spring-lock coupling release tool easily separates fittings on fuel and air conditioning lines.
- Tool sizes are 3/4", 5/8", 1/2", and 3/8".



6517

Disconnect Tool Set

Designed for A/C lines, fuel lines, and transmission cooler lines.

- Contains 3/8", 1/2", 5/8", and 3/4" spring lock disconnect tools for A/C lines on Ford cars and trucks, Chrysler and Jeep vehicles.
- Contains the 3/8" and 1/2" fuel line disconnect tool for Ford vehicles.
- Contains the 5/16" and 3/8" fuel line disconnect tools for GM and Chrysler vehicles.
- Contains the transmission oil cooler line disconnect tool used on many GM and Ford vehicles.



6073

Toyota A/C Disconnect Tool

- Used to release the plastic quick-connect fittings on the high- and low-pressure air conditioning lines at the evaporator.
- Services 1998–newer Toyota Corolla, 1998–newer Geo Prizm, 1998-1/2–newer Toyota Land Cruiser and Lexus LX470, 1999–newer Toyota Avalon, Camry, Solara, and Sienna mini vans.
- Easy to use: Plastic fitting on A/C line is rotated to show access to the two release holes in the fitting; tool is inserted into release holes, and pushed to release the fitting.



4495

A/C and Fuel Line Disconnect Set

- Used to remove A/C and fuel line quick-disconnect fittings from hard-to-reach areas.
- Six sizes (5/16", 3/8", 1/2", 5/8", 3/4", and 7/8") available to work on many import/domestic vehicles.



6508

Full-Coverage Disconnect Tool Set

If you're working on Chrysler, Ford, or General Motors vehicles, this set can make your job easier. The tools are designed for heater hoses, transmission oil coolers, air conditioning and fuel lines. They're approved by vehicle manufacturers and will not damage the fittings being disconnected. Tool Nos. 518902, 518896, 518897, 518898, 518899, 518900, and are spring-loaded in the closed position to deflect any spray that occurs when lines are disconnected.



See page 23 for

Complete Details



6703

Line Fluid Stopper Kit


Stop messy fluid leaks and prevent contamination during service.

- Kit seals all types of rubber and steel line found on fuel, brakes, AC, power steering and transmission system.
- Includes two banjo style fitting stoppers, two steel line stoppers, six line plugs, a line disconnect tool, and a long reach line pinch-off tool for hard-to-reach hoses.

6703-1 – Banjo Line Fluid Stoppers, 2 pk.

6703-2 – Steel Line Fluid Stoppers, 2 pk.

6703-3 – Line Plug Fluid Stoppers, 6 pk.



18403

Fin Straightener

- Clean and straighten condenser, evaporator and radiator cooling fins.
- Compact design for confined spaces: the straightener head is 3-1/8" in diameter; the handle is 3-1/2" long.
- Includes 12 clearly marked combs

Wheel 1: 8, 9, 10, 12, 14, & 15 fins per inch.

Wheel 2: 10.5, 11, 13, 18, 20, & 22 fins per inch.



10986
Orifice Tube Remover

Use this handy tool to remove the orifice tube before flushing. Speeds service by removing the build-up of particulates on the orifice screen and restrictions that slow flushing. The basic tool works on GM and Ford vehicles and comes with: an extender body for 1985 and newer Ford models; an adapter for 1989-91 GM "J", "L", and "N" cars; and an adapter for 1991 and newer GM "C" and "K" trucks with #3096068 orifices.



6512
Heavy-Duty Tubing Cutter

- Works on tubing sizes 1/8" to 1-1/8" O.D. (3 mm to 29 mm).
- Easily cuts copper, brass, aluminum, and steel brake lines.
- Ream folds onto cutter body for storage.
- Extra cutting wheel stored under ream.



45355
Fiber Optics Inspection Light

The applications for this handy tool are practically endless...check burners on heat exchangers for cracks, check coils for dirt and damage, look at serial numbers, fan motor tags, etc., on furnaces and condensing units. Fiber optics provide a bright light, but the shaft is just 7.6 mm in diameter. A durable cover fits over the 15" flexible shaft for protection. Powered by three AA batteries.

- Inspection light with magnetic tip and base.



6515
3-in-1 180° Tubing Bender

- Capable of making 180° bends in copper, brass, aluminum, and steel tubing.
- Just one tool works on three sizes of tubing: 1/4", 5/16" and 3/8".



6514
Mini Tubing Cutter

- Works on tubing sizes 1/8" to 5/8" O.D. (3 mm to 16 mm).
- Easily cuts copper, brass, aluminum, and steel brake lines in hard-to-reach places.
- Ream folds onto cutter body for storage.
- Extra cutting wheel stored under ream.



14450
Heat Gun

A lightweight source of directed heat offering 500°F and 750°F settings, and also has a "cold" setting. This handy heat gun is ideal for many applications, including:

- Fast heating/drying of materials.
- Quick curing/drying of epoxies.
- Applying shrink tubing.
- Softening tubing for bending.
- Speed-drying of touch-up paint to eliminate "haze."
- Drying out condensation in motors, clutches, controls, etc.
- Shock-proof and cool-running with a tough housing, the unit weighs just 2-1/2 lbs.
- 115V 50/60 Hz.

Replacement parts

- 44997** – Switch assembly.



18548
Four-In-One Tube Bender

Effortlessly bends four different sizes of soft or annealed tubing without crimping, flattening, or scratching. Calibration allows duplication of any angle. Handles are 8-1/2" long, so extensions are not needed, and glass/plastic construction combines strength with lightweight durability.



42040
Single Blade Deburring Tool

This handy tool removes internal burrs in copper tubing. It features a high-speed steel, blade, aluminum handle, and pocket clip. Tubing size is unlimited.



13162
Deburring Tool

Quickly deburrs aluminum, copper, and steel tubing, and can work on any size tubing. It's made with a high-speed, steel blade and a durable aluminum handle. Three spare blades store in the handle.

Body Mechanical

Trim, Upholstery, Door Panels, Mirror Removal Tools	90
Lockout Tools, Air bag	91
Wiper Arm Puller, Hole Punch Kit, Dent Puller	92
Collision Repair Sets	93

Fastener

Torx® Socket Sets.....	94 – 95
Hex Key Wrenches, Spot Weld Cutter, Stud Remover Sets	96
Impact Drivers, Thread Chaser, Battery Terminal Wrenches, Spanner Wrenches.....	97
Torque Wrenches, Torque Multipliers, Torque Angle Gauges and Meter	98
Giant Adjustable Wrenches, Strap Wrenches, Chain Wrenches SmartTech™ Technician Gloves.....	99

Pliers & Cutters

Retaining Ring Pliers	101
Hose & PVC Cutters, Hose Pinch Off Pliers, Angled Crimping Pliers	102
Pry Bars, SmartTech™ Technician Gloves	103
Hose Removal Set, Pick & Hook Set, O-ring Picks	104

Strike / Struck

Sledge Hammers, Bass Hammer & Punch Sets	105
Punch & Chisel Set, Bushing Driver Sets	106 – 107

Inspection

Work Lights, Video Scope	108 – 109
--------------------------------	-----------


Multi System Testing

EVAP Leak Detection System	110
----------------------------------	-----

General Purpose

Magnetic Pick Up Tool, Clutch Holder, Pulley Holder, Ball Hone Set, Multipurpose Cleaning Gun.....	111 – 112
--	-----------





6642

11-Piece Trim Tool Kit

Includes 11 specialty tools designed to remove trim strips, panels, wheel caps, bezels, liners, shrouds, fascia, and more...

- Tools are constructed of durable, impact-resistant nylon that will not damage non-metal interior trim surfaces.
- Cloth pouch rests flat on a dashboard or fender for easy access to tools and then folds up with tools inside for storage.
- Kit has multiple applications in the automotive, aviation marine, and other industries.



4489

Trim Fastener and Molding Removal Set

- Set includes five different sizes and styles of tools that allow easy removal of trim fasteners, moldings, and wheel hubs.
- Tools are made of plastic to prevent damage to trim, moldings, alloy wheels, or vehicle paint.
- Can be used on trim fasteners and moldings inside, or outside, the vehicle.



4549

Door Panel & Upholstery Tool Set

Heavy-duty door panel and upholstery tools

- 4549-1 – removes window and door handle clips, and upholstery tucking.
- 4549-2 – V-notched door panel clip removal tool.
- 4549-3 – U-notched door panel clip removal tool.



4550

Scraper Set

Scrapers feature polished, heat-treated, stiff, stainless steel blades. Handles are ergonomic two-component plastic and feature a non-slip grip and steel bolstered end.

- Packaged in a storage tray. Includes: 1-1/4" straight blade, 1-1/4" bent blade, and 2" straight blade.



4551

Small Door Panel & Upholstery Tool Set

Heavy-duty U-notched and V-notched tools with stainless steel blades used for removing small door panels and upholstery clips.



4492

5-Piece E-Clip Tool Set

- Dual operation tool: one end of tool releases e-clip; other end of tool installs e-clip.
- Tools fit four sizes of e-clips: 6 mm, 7 mm, 8 mm, and 9 mm.
- Each tool easily locks into handle provided.




4552

Putty Knife Set

Heavy-duty stainless steel, precision ground, and polished. Blades taper at tip to provide great flexibility and blade action. Ergonomic, two-component plastic handles provide a non-slip grip.

- Packaged in a storage tray. Includes three flexible blade knives: 1-1/4", 2", and 3".

- 4552-1 – Large putty knife.
- 4552-2 – Medium putty knife.
- 4552-3 – Small putty knife.



6785

Euro Door Handle Kit

- This kit contains the tools needed to service most door hinges and door handles on Audi, Mercedes-Benz, Porsche, and Volkswagen vehicles.
- Kit includes: A ratchet wrench with three 12-point bits (4 mm, 8 mm, 10 mm), one T40 and one T45 TORX® bit; a T30 TORX® long handled driver; and a T20 TORX® T-handle driver.
- T30 driver, 14" long; T20 driver, 9-1/2" long; hex ratchet, 9-1/2" long.

8200A

Ford Mirror Removal Tool

Save shop labor time and cost by allowing mirror to be removed without damaging or removing the mirror assembly.

Works on these outside door mirrors:

Windstar, Crown Vic, Grand Marq, Marauder, Taurus, Sable, Mustang, Town Car, Ranger, Excursion, Super Crew (F-250-F-550), F-650, F-750, Escape, Thunderbird, Explorer, Mountaineer, Expedition, Navigator, F-150, E-Series van, LS, Explorer Sport, Explorer Sport Trac, Aviator, Dual arm mirror used on Excursion, Super, Crew (F-250-F-550), F-650, F-750

- Also works on 1999 and newer Ford interior / rearview





7827

Saturn Window Glass Socket

This specially designed socket enables you to easily remove the tricky fasteners that Saturn uses to hold window glass to the regulator in its car doors. Our tool won't cause the damage that often results from makeshift methods.

- For use on 1991 to 2009.
- Accommodates a 3/8" drive ratchet and extension.

4450

Lockout Tool Set (6 piece)

Set includes:

- Lockout Wedge
- Lock Knob Hook
- Slide Lock Linkage Hook
- Toyota/Chrysler Key Hole Lever
- Vent Window Lever Puller
- Bell Crank Thin Bar
- Instruction Manual



5945

Air Bag Release Tool Kit

- Use to remove the air bag module from the steering wheel.
- Work on many GM, Ford and Mercedes Benz vehicles.

Applications:

539255 – Air Bag Release Tool
GM 1999-newer Chevrolet Impala, Lumina, Monte Carlo, Venture, Pontiac Bonneville, Grand Prix, Montana, Buick LeSabre, Century, Regal, Olds Intrigue, Cadillac El Dorado, Deville, STS, SLS.

539254 – T30 TORX® Socket
Mercedes Benz Models 107,123, 124, 126, 129, 140, 163, 164, 170, 201, 202, 203, 208, 209, 210, 211, 215, 219, 220, 221 and 463.

539256 – Anti-Theft Socket
Ford 2000-'04 Taurus/Sable, 1999-'03 Windstar Van.

4452

Master Lockout Tool Set

Set includes:

- Lock Knob Puller
- Slide Lock Linkage Hook
- Under Window Knob Puller
- Under Window Lock Button Depressor
- Under Window Slide Lock Puller
- Lockout Wedge
- Porsche Lock Button Depressor
- Toyota/Chrysler Key Hole Lever
- GM/Ford Linkage Slider
- Ford Vent Window Lever
- Vent Window Button Depressor
- Vent Window Lever Puller
- Bell Crank Thin Bar
- Bell Crank Wide Bar
- Mercedes/Vovlo Lock Linkage Puller
- 119-2 Gas Cap Key.
- Instruction Manual



7955



7956

Ford Air Bag Simulator

When plugged into the vehicle harness connector, power is restored to simulate a complete circuit for diagnostic purposes.

7955 – Ford air bag simulator. Special one-ohm resistor for use on air bags on Probe vehicles.

7956 – Ford air bag simulator. Special two-ohm resistor for use on 1993 and newer Ford system II air bags.



4448

Door Buzzer Shutoff Tool

- This simple tool allows for work with the vehicle door open without the annoying door buzzer on.
- High tension spring can be placed in the door jamb to close the door buzzer switch typically found by the hinges.



4449

Air Wedge Lockout Tool

- Air wedge is designed to create working room around the window frame when using other lockout tools.
- Adjustable inflation and release valve provides versatile use.



4658

Windshield Spray Nozzle Needle

- Makes quick work of clearing obstructions from the windshield washer spray nozzle.
- Easily pierces corrosion or remove blockage.
- The barrel is knurled for grip and control.
- Threaded end caps keep the needle points covered when not in use. The pocket clip keeps the tool handy.



4705

Telescopic Support

- Car hoods, or trunk lids with weak hinges or struts can sag or fall. The OTC 4705 securely holds these panels up and out of the way. Great tool for setting a hard cover on a pick-up box - turns a two man job into one.
- Just 21" when collapsed to almost 48" when fully extended.
- A simple twist loosens the support for expansion. Twist in the opposite direction to lock in place at the desired length.
- Rubber end caps prevent scratching and scuffing.



4706

Universal Lift Support Clamp (pair)

- Easy-to-use clamps designed for placement on hood/lid strut rods preventing the body component from falling or sagging.
- Great for vehicles and shrouds with weak or dry struts.
- Simply place over strut rod and tighten.
- Small design keeps access to the compartment unobstructed.

6676

Heavy-Duty Wiper Arm Puller

- Designed to remove aluminum wiper arm from the steel stud that often galvanizes, locking the arm and stud together.
- Investment cast design is strong, easier to use, and saves time.
- Live center and more precise alignment save labor. Works on these and many other vehicles:
Jeep Liberty, Grand Cherokee, Dodge Caravan, Stratus, Ram Diesels, Dakota & PT Cruiser, Chrysler LHS, Town & Country, Saturn Vue Buick Rendezvous, Cadillac CTS, Ford Focus, Ford Windstar, Honda Civic, Odyssey Toyota Camry.



4676

Windshield Wiper Puller

- Removes wiper arms on many foreign and domestic cars and light trucks.
- Will not damage wiper arm or hood cowl during removal.
- Simply place puller feet under wiper arm and tighten forcing screw against wiper shaft.



14450

Heat Gun

A lightweight source of directed heat offering 500°F and 750°F settings, and also has a "cold" setting. This handy heat gun is ideal for many applications, including:

- Fast heating/drying of materials.
- Quick curing/drying of epoxies.
- Applying shrink tubing.
- Softening tubing for bending.
- Speed-drying of touch-up paint to eliminate "haze."
- Drying out condensation in motors, clutches, controls, etc.
- Shock-proof and cool-running with a tough housing, the unit weighs just 2-1/2 lbs.
- 115V 50/60 Hz.

Replacement parts

44997 – Switch assembly.



4784

10" Profile Gauge

This 10" gauge provides an exact copy of a contour or profile needed during bodywork or fabrication. The plastic fingers will not scratch original finish.



4383

Hole Punch Kit

- Easy, smooth operation. Will pierce up to 14 gauge steel.
- 7 sets punches and dies. Sizes: 3/32", 1/8", 5/32", 3/16", 7/32", 1/4", and 9/32".




898A

Body and Fender Dent Puller

Often, the biggest time-consuming part of dent removal is the removal and installation of interior panels and upholstery. This tool eliminates those steps. Simply drill a hole at the base of the dent and thread in the tool's self-tapping screw. A few sharp blows of the slide hammer will pull the dent out.

- Puller is 17" long with Pyralin handle grip.
- Replaceable self-tapping screw. Instructions included.

104427-PK5 – Replacement screws (5 pack).



6627

Grip Wrench Adapters

- For grip wrenches using single-lead thread adjusting screw.
- Adapter threads onto a slide hammer with a 5/8"-18 thread.

205378 – Grip wrench threads onto a 7/16"-14 end of adapter for pulling use.

557479 – Grip wrench threads onto a 5/16"-18 end of adapter for pulling use.

557480 – Grip wrench threads onto a 1/4"-20 end of adapter for pulling use.



Stinger Series 4- and 10-Ton Collision Repair Sets

- Very competitively priced, yet high quality sets include single-speed hydraulic hand pump, hose, and ram.
- Components snap together for quick setups to apply pushing, spreading.
- Components include: hydraulic pump, hose, and ram; ram flat base; extension tubes (4); 1/2-ton spreader; tube coupling; ram toe; wedge head; serrated saddle; flex head; plunger toe; 90° wedge head; storage case. The case for the 10-ton set has wheels for mobility.

1513B – 4-ton collision repair set. Has single speed hydraulic hand pump and ram with 4" stroke.

1515B – 10-ton collision repair set. Has single speed hydraulic hand pump and ram with 6" stroke.



OTC Series 4- and 10-Ton Collision Repair Sets

- We've matched our OTC hydraulics with versatile tooling.
- Components snap together, permitting you to apply pushing, spreading.
- Components include: hydraulic pump, hose, and ram; ram flat base; 1/2-ton hydraulic spreader; extension tubes (4); tube coupling; ram toe; wedge head; serrated saddle; flex head; plunger toe; 90° wedge head; storage case. The case for the 10-ton set has wheels for mobility.

1517A – 4-ton collision repair set. Has single speed hydraulic hand pump (4000) and ram (4082B) with 5" stroke.

1519A – 10-ton collision repair set. Has two-speed hydraulic hand pump (4002) and ram (4083B) with 6-1/8" stroke.

504888 – Replacement quick coupler (external).

504889 – Replacement quick coupler (internal).

**5086
10-Ton Collision Repair Set**

- Exert hydraulic force just where it's needed to lift, spread, bend, or straighten. Handles the high-force jobs you face daily in trailer maintenance or other applications.
- Includes reliable components including 10-ton, 10-1/8" stroke hydraulic ram; air/hydraulic pumping unit; hydraulic hose; four snap-together extension tubes; extension tube coupling; serrated saddle; flat base; 90° wedge head; flex head; storage case.
- All set components are covered by OTC Lifetime Marathon Warranty®.





5900A

Master TORX® Socket Set

52-piece, professional socket set in a blow-molded case.
Hundreds of applications from front to rear on cars and trucks:

- Seat belt bolts
- Interior and exterior trim screws
- Engine assemblies
- Tail lamp lenses & assemblies
- Bumpers
- Headlight bezels
- Door strikers & latches
- Brake rotor bolts
- GM front-wheel drive front wheel bearings
- Truck box liners

• Styles available: TORX bit sockets, TORX PLUS bits sockets, tamper-resistant TORX bits, and TORX sockets for external bolts.

• Made from superior S2 steel to meet or exceed torque specifications.

Master Torx Socket Set includes:

TORX® Bit Socket Set T6 to T60 (15 piece)			TORX PLUS® Bit Sockets TP8 to TP60 (12 piece)			TORX® External Socket E4 to E24 (13 piece)			TORX® Tamper-Resistant Bits TT8 to TT60 (12 piece)		
Part No.	Size	Sq. Drive	Part No.	Size	Sq. Drive	Part No.	Size	Sq. Drive	Part No.	Size	Hex Insert
5906	T6	1/4"	5918	TP8	1/4"	5934	E4	1/4"	5919	TT8	1/4"
5908	T8	1/4"	6181	TP10	1/4"	5935	E5	1/4"	5920	TT10	1/4"
6101	T10	1/4"	6182	TP15	1/4"	6151	E6	1/4"	5921	TT15	1/4"
6102	T15	1/4"	6183	TP20	1/4"	6152	E7	1/4"	5922	TT20	1/4"
6103	T20	1/4"	6184	TP25	1/4"	6153	E8	1/4"	5923	TT25	1/4"
6104	T25	1/4"	6185	TP27	1/4"	6154	E10	3/8"	5924	TT27	1/4"
6105	T27	1/4"	6186	TP30	1/4"	6155	E12	3/8"	5925	TT30	1/4"
6106	T30	1/4"	6187	TP40	3/8"	6156	E14	3/8"	5926	TT40	3/8"
6107	T40	3/8"	6188	TP45	3/8"	6157	E16	3/8"	5927	TT45	3/8"
6108	T45	3/8"	6191	TP50	3/8"	5936	E18	1/2"	5928	TT50	3/8"
6109	T47	3/8"	6192	TP55	3/8"	5937	E20	1/2"	5929	TT55	3/8"
6110	T50	3/8"	6193	TP60	1/2"	5938	E22	1/2"	5930	TT60	1/2"
6111	T55	3/8"				5939	E24	1/2"			
6112	T60	1/2"									
6198	T70	1/2"									

6100 Standard TORX® Socket Set T10 to T60 (12 piece)

Set includes one each of the following:

No.	Size	Sq. Drive
6101	T10	1/4"
6102	T15	1/4"
6103	T20	1/4"
6104	T25	1/4"
6105	T27	1/4"
6106	T30	1/4"
6107	T40	3/8"
6108	T45	3/8"
6109	T47	3/8"
6110	T50	3/8"
6111	T55	3/8"
6112	T60	1/2"



6135 Universal Brake Caliper Socket Set (9 Piece)

Set includes one each of the following:

No.	Size	sq. drive
6107	T40	3/8"
6108	T45	3/8"
6110	T50	3/8"
6112	T60	3/8"
6165	1/4"	3/8"
6167	3/8"	3/8"
6175	7 mm	3/8"
6176	8 mm	3/8"
6177	10 mm	3/8"



6145 Tamper-Resistant TORX® Socket set (7 piece)

Set includes one each of the following:

No.	Size	Sq. Drive
5920	TT10	1/4"
5921	TT15	1/4"
5922	TT20	1/4"
5923	TT25	1/4"
5924	TT27	1/4"
5925	TT30	1/4"
5926	TT40	3/8"



6160
Fraction Hex
Socket Set (7 piece)



Set includes one each of the following:

No.	Size	Sq. Drive
6161	1/8"	3/8"
6162	5/32"	3/8"
6163	3/16"	3/8"
6164	7/32"	3/8"
6165	1/4"	3/8"
6166	5/16"	3/8"
6167	3/8"	3/8"



6170
Metric Hex
Socket Set (7 piece)



Set includes one each of the following:

No.	Size	Sq. Drive
6171	3 mm	3/8"
6172	4 mm	3/8"
6173	5 mm	3/8"
6174	6 mm	3/8"
6175	7 mm	3/8"
6176	8 mm	3/8"
6177	10 mm	3/8"



6150
External TORX®
Socket set (7 piece)



Set includes one each of the following:

No.	Size	Sq. Drive
6151	E6 x 25	1/4"
6152	E7 x 25	1/4"
6153	E8 x 25	1/4"
6154	E10 x 32	3/8"
6155	E12 x 32	3/8"
6156	E14 x 32	3/8"
6157	E16 x 32	3/8"



6180
TORX® Plus
Socket Set (9 piece)



Set includes one each of the following:

No.	Size	Sq. Drive
6181	TP10	1/4"
6182	TP15	1/4"
6183	TP20	1/4"
6184	TP25	1/4"
6185	TP27	1/4"
6186	TP30	1/4"
6187	TP40	3/8"
6188	TP45	3/8"
6191	TP50	3/8"



5905
Tamper-Resistant
TORX® Plus Socket set
(11 piece)




Set includes one each of the following:

No.	Size	Sq. Drive
5905-8	8IPR	1/4"
5905-10	10IPR	1/4"
5905-15	15IPR	1/4"
5905-20	20IPR	1/4"
5905-25	25IPR	1/4"
5905-27	27IPR	1/4"
5905-30	30IPR	1/4"
5905-40	40IPR	3/8"
5905-45	45IPR	3/8"
5905-50	50IPR	3/8"
5905-55	55IPR	3/8"



6950
SAE Ball Hex
"L" Keys 1/16" to
3/8" (10 piece)




Set includes one each of the following:

No.	Size
6950-1	1/16"
6950-2	5/64"
6950-3	3/32"
6950-4	1/8"
6950-5	5/32"
6950-6	3/16"
6950-7	7/32"
6950-8	1/4"
6950-9	5/16"
6950-10	3/8"



6952
Metric Ball Hex
"L" Keys 1.5mm to
10mm (10 piece)



Set includes one each of the following:

No.	Size
6952-1	1.5mm
6952-2	2mm
6952-3	2.5mm
6952-4	3mm
6952-5	4mm
6952-6	5mm
6952-7	6mm
6952-8	7mm
6952-9	8mm
6952-10	10mm



6954
Standard TORX®
"L" Keys T8 to T50
(10 piece)



Set includes one each of the following:

No.	Size
6954-1	T8
6954-2	T10
6954-3	T15
6954-4	T20
6954-5	T25
6954-6	T27
6954-7	T30
6954-8	T40
6954-9	T45
6954-10	T50



6956
TORX® Plus "L" Keys
TP8 to TP50
(10 piece)



Set includes one each of the following:

No.	Size
6956-1	TP8
6956-2	TP10
6956-3	TP15
6956-4	TP20
6956-5	TP25
6956-6	TP27
6956-7	TP30
6956-8	TP40
6956-9	TP45
6956-10	TP50



6958
TORX® TAMPER
RESISTANT "L" Keys
TT8 to TT50 (10 piece)



Set includes one each of the following:

No.	Size
6958-1	TT8
6958-2	TT10
6958-3	TT15
6958-4	TT20
6958-5	TT25
6958-6	TT27
6958-7	TT30
6958-8	TT40
6958-9	TT45
6958-10	TT50





7365 Hex Key Wrenches

Allen head cap screws are everywhere, which makes a set of these wrenches a necessity.

- Extra long for added leverage and accessibility.
- Meets ANSI specs.
- Plastic pouch containing wrench Nos. 7345 through 7354.

Tool No.	Size	Fits Set Screws	Fits HH Cap Screws
7345*	1/16"	6	–
7346*	5/64"	8	–
7347*	3/32"	10 & 12	–
7348*	1/8"	1/4"	8
7349*	5/32"	5/16"	10
7350*	3/16"	3/8"	1/4"
7351*	7/32"	7/16"	5/16"
7352*	1/4"	1/2"	3/8"
7353*	5/16"	5/8"	3/8" & 7/16"
7354*	3/8"	3/4"	1/2"
7355†	7/16"	13/16"	9/16"
7356†	1/2"	7/8"	5/8"
7357†	9/16"	1" & 1-1/8"	3/4"
7358†	5/8"	1-1/4" & 1-3/8"	1"
7359†	3/4"	1-1/2"	1-1/8" & 1-1/4"
7360†	1"	1-3/4" & 2"	1-1/2"

* Included in No. 7365 set.
† Available separately; not included in set.



7334 Metric Hex Key Wrench Set


These long-arm hex key wrenches provide added leverage and accessibility.

- Rust-resistant black oxide finish.
- There are 9 sizes, from 1.5 mm to 10 mm.
- Available separately: 12 mm, 14 mm, 17 mm, and 19 mm.

Metric hex key set in plastic pouch. Sizes: 1.5 mm, 2 mm, 2.5 mm, 3 mm, 4 mm, 5 mm, 6 mm, 8 mm, and 10 mm.


Tool No.	Size (mm)
7321*	1.5
7322*	2
7323*	2.5
7324*	3
7325*	4
7326*	5
7327*	6
7328*	8
7329*	10
7330†	12
7331†	14
7332†	17
7333†	19

* Included in No. 7334 set.
† Available separately; not included in set.



4651 Screw Extractor Set

- Removes broken studs and bolts.
- Includes ten guide bushings, five drill bits and five screw extractors with extractor nuts.
- Drill bits are left handed to help removal.



4485 Spot Weld Cutter Set

- Use with electric drill or air drill to cut 5/16" and 3/8" spot welds.
- Cutter bits have cutting teeth on each end.
- Replacement kit No. 4485-1 consists of (3) 5/16" cutter bits; (3) 3/8" cutter bits; and (4) centering tips.



6986 Stud Remover Set, Fractional

This fractional, 4-piece, stud remover set offers the best professional extractors available. Designed and tested to reach studs in difficult work areas.

- Housed in a blow-molded storage case.

3/8" drive for:

- 6986-1 – 1/4" stud remover
 - 6986-2 – 5/16" stud remover
- 1/2" drive for:**
- 6986-3 – 3/8" stud remover
 - 6986-4 – 7/16" stud remover



6987 Stud Remover Set, Metric

This metric, 4-piece stud remover set offers the best professional extractors available. Designed and tested to reach studs in difficult work areas.

- Housed in a blow-molded storage case.

3/8" drive for:

- 6987-6 – 6 mm stud remover
 - 6987-8 – 8 mm stud remover
- 1/2" drive for:**
- 6987-10 – 10 mm stud remover
 - 6987-12 – 12 mm stud sizes.



Similar to Toyota No. 09043-50080

6022 Toyota Head Bolt Socket

- Specially designed socket is needed to tighten or loosen head bolts on Toyota Paseo vehicles with 3S-GE and 3S-FE engines.
- 8 mm socket features a 12-point, 1/2" drive socket.



5940 BMW Head Bolt Socket

- Socket is designed to fit in the cylinder head on M42 and M50 engines to remove and install cylinder head bolts.
- Spring loaded detent ball holds bolt in place.
- Works with 1/2 inch ratchet, breaker bar, or torque wrench. Socket size is E12 for external TORX® bolts.



For product videos visit
otctools.com

YouTube





Impact Drivers

- Loosens hard-to-turn screws, bolts or nuts.
 - Handle design prevents possibility of hitting hand with hammer when striking impact driver.
 - Bit holder has 3/8" drive (No. 4608), 1/2" (No. 4607) drive, and 5/16" hex for Phillips and flat screwdriver bits.
 - Includes eight screwdriver bits:
 - No. 2 Phillips bit, 1-3/8" long with 5/16" hex
 - No. 2 Phillips bit, 3-1/8" long with 5/16" hex
 - No. 3 Phillips bit, 1-3/8" long with 5/16" hex
 - No. 3 Phillips bit, 3-1/8" long with 5/16" hex
 - 5/16" wide x 1-3/8" long with 5/16" hex slotted bit
 - 5/16" wide x 3-1/8" long with 5/16" hex slotted bit
 - 3/8" wide x 1-3/8" long with 5/16" hex slotted bit
 - 3/8" wide x 3-1/8" long with 5/16" hex slotted bit
- 4607** – 1/2" impact driver.
4608 – 3/8" impact driver.



4576 Universal C-Frame Nut Splitter

- Forged and heat-treated frame with offset handle works where ordinary nut splitters may fail. Smooth action cracks nuts without damaging bolt threads.
- Chisel rotates to line up parallel to bolt. Splits non-heat-treated nuts of 7/16" (11 mm) through 3/4" (19 mm) diameter. Tool is 6-3/4" in length.



Universal Outside Thread Chaser

- Damaged bolt or nut threads can be an annoying, costly problem—unless you have one of our thread chasers. It will quickly restore threads to near original condition without the use of expensive thread-cutting equipment.
- Replaceable V-pads and dies.
 - 1-1/4" to 5" O.D.
- 7402** – Thread chaser with 6 dies: threads per inch - 4, 5, 6, 7, 7-1/2, 8, 9, 10, 11, 11-1/2, 12, 14, 16, 18, 20, and 24.
- 216884** – Standard die set. Includes 6 dies, in the sizes listed above.
- 202817** – Metric die set. Includes three dies: 1 mm-1.25 mm-1.5 mm-1.75 mm, 2 mm-2.5 mm-3.0 mm-3.5 mm; 4 mm pitch dies.
- 206803** – V-pad.



4614 Side Terminal Battery Wrench

- Designed for use on GM side-terminal batteries, or any 5/16" hex head battery bolt.
- 5/16", 6 point, box end, 5-1/2" long, ratcheting wrench; insulated handle.



4615 Long-Side Terminal Battery Wrench

- Designed for use on GM side-terminal batteries, or any 5/16" hex head battery bolt.
- Long handle allows access to hard-to-reach battery terminal bolts.
- 5/16", 6 point, box end, 10" long, ratcheting wrench; insulated handle.



4616 Battery Terminal Wrench – 10mm

- Designed for use on 10 mm battery terminal bolts found on many import and domestic vehicles.
- 10 mm, 12 pt., box-end ratcheting wrench; 5-1/2" long with insulated handle.



4791 Spanner Wrench, 3/4" - 2"

This chrome vanadium hardened steel wrench features a 5" handle and slim strong hook to access slotted retaining rings in hard to reach areas.




4792 Spanner Wrench, 2" - 4 3/4"

This chrome vanadium hardened steel wrench features a 9" handle and slim strong hook to access slotted retaining rings in hard to reach areas.



885 Adjustable Hook Spanner Wrench

- Here's a tool that's needed wherever turret adjusting nuts or packing gland nuts are used.
- Capacity is 1-1/2" to 4".
 - Handle is 24" long, 11/16" diameter.



7307

Fed. Spec.: GGG-W-665b




7308

Adjustable Hook Spanner Wrenches

These pieces will replace many fixed-size wrenches needed to service industrial tractors and other equipment. Their drop-forged jaws adjust to 11 positions for a capacity of 4-3/4" to 12-3/4" O.D.

- Handle is 24" long and 1" in diameter.

- 7307** – Spanner wrench with one 3/8" thick jaw.
- 7308** – Spanner wrench with two interchangeable jaws: one 3/8" thick, one 3/4" thick.



Fed. Spec.: GGG-W-665b

7309 Heavy-Duty Adjustable Hook Spanner Wrench

Some jobs require beefier tools. Here's a wrench to fill that need. It's drop-forged and features extra heavy construction and a 3/4" thick, 11-position hook jaw that's capable of gripping fasteners from 4-3/4" to 12-3/4" O.D.

- Handle is 25-3/4" long and 15/16" in diameter.



7380 Dial Torque Wrench

- Torques in both right and left hand directions with equal accuracy.
- Can be used with confidence in all automotive, and industrial applications.
- Reads directly in both English and Metric graduations.
- Wrench can be held at any point without affecting accuracy.
- Memory or follow-up pointer can be utilized to indicate the maximum torque reached.
- Accuracy; +/- 4% CW and CCW.
- Torque Range; 0-150 in. lbs. (0-17 N-m).
- 3/8" square drive, 10" length.
- Includes blow-molded storage case.

Tool No.	Torque Range	Graduations	Square Drive	Length
7380	0-150 in. lbs. (0-17 N-m)	4 in. lbs.	3/8"	10"

7379



7378



7377



7375



Accutorq™ Klikker Torque Wrenches

These precision torque wrenches make a loud click when you've reached the torque setting. They feature ratcheting heads, all-metal construction, permanently roll-marked scales, and soft-grip rubber handles that enable you to firmly grasp the wrench for right- or left-hand torquing.

- Includes molded plastic case.
- One-year warranty.

Tool No.	Torque Range	Graduations	Square Drive	Length
7375	150–750 in. lbs. (17–85 N·m)	10 in. lbs.	3/8"	15-1/8"
7377	30–150 in. lbs. (41–203 N·m)	2 ft. lbs.	1/2"	17-3/4"
7378	50–250 in. lbs. (68–339 N·m)	2 ft. lbs.	1/2"	19-3/8"
7379	100–600 in. lbs. (136–813 N·m)	10 ft. lbs.	3/4"	42-1/4"



7367

Torque Multiplier, 1000 lb-ft

- Drive Input; 1/2", 365 lb-ft Max
- Drive Output; 3/4", 1100 lb-ft Max
- Head Width; 2.9", 3.3:1 Ratio
- Reaction Bar; 13-3/4"
- Includes reaction foot.
- Note; frictional gear loss = 6%



4554

Torque Angle Gauge

- Required when servicing many late model engines that use torque-to-yield fasteners. Measures angle of rotation after pre-torque in torque-angle applications.
- The 360° scale is marked in 2° increments and intervals of 10° and 30°; easily zeroed for next application by turning the tool housing.
- Has 1/2" male and female square drives.

5074



5073

Torque Multipliers

These 4:1 ratio torque multipliers provide the power to tighten threaded fasteners in a number of truck and tractor repair operations.

5073 – 1,000 lb. capacity torque multiplier. Has 1/2" square drive and 3/4" square drive output. Includes 14" extension handle.


5074 – 2,000 lb. capacity torque multiplier. Has 3/4" square drive and 1" square drive output. Includes 18" extension handle.



7368

Torque Multiplier, 2000 lb-ft

- Drive Input; 3/4", 730 lb-ft Max
- Drive Output; 3/4", 2200 lb-ft Max
- Head Width; 3.6", 3.3:1 Ratio
- Reaction Bar; 15-5/8"
- Includes reaction foot.
- Note: frictional gear loss = 6%



7415

Torque Angle Gauge

Many manufacturers specify a torque angle procedure for tightening fasteners and head bolts because it helps ensure more accurate tightening. This torque angle gauge, featuring an easy-to-read gauge, will provide a precise reading.

- Accommodates a 1/2" drive torque wrench.



Giant Adjustable Wrenches

The really big jobs call for really big tools. These wrenches will handle 42 bolt sizes from 1-3/8" to 4-3/4". Together, both wrenches weigh just 41 lbs., but can replace over 1,000 lbs. of fixed-size wrenches.

7640 – Giant adjustable wrench. Rated to withstand 2,000 ft. lbs. of torque.

7641 – Giant adjustable wrench. Rated to withstand 5,000 ft. lbs. of torque.



Tool No.	Nut / Bolt Size	Increments of Jaw Adjustment	Lgth.	Head Thickness	Wt. (lbs.)
7640	1-3/8" to 2-7/8"	1/8"	24"	7/8"	10.6
7641	2-3/4" to 4-3/4"	1/8"	36"	1-1/8"	30.3



4804

Heavy Duty Pulley Holder

This strap style universal wrench features a 9" drop forged handle and 23" leather strap for excellent grip on diameters up to 7". The milled foot increases grip on the strap and pulley as handle force is increased.

7206

Multipurpose Strap Wrench

You'll find many uses for this heavy-duty strap wrench. The 53" long nylon strap won't mar precision surfaces of shafts, pulleys, or other components. Useful on engine, transmission, and drive pulleys up to 16 inches. Special head design self-tightens the strap as force is applied to the lightweight, 12" long handle.

305085 – Replacement Strap.



6968

Ratcheting Chain Wrench – 12"

- Works on many different-shaped objects, such as square, round, hexagon, oval, etc.
- Handle is 12" long; chain grips objects ranging from 1/2" to 4-1/2" O.D.

516941 – Replacement Chain.



7400

Ratcheting Chain Wrench

This multi-purpose tool will grip parts of nearly any shape. It features a ratcheting head design that lets you turn in either direction without removing wrench from the work.

- 13" handle with capacity from 1/2" to 4-3/4" O.D.

209199 – Replacement Chain.

6969

Ratcheting Chain Wrench – 24"

- Ratcheting action makes it possible to re-grip without removing wrench.
- Handles parts of most any shape... round, square, hexagon, or octagon.
- Handle is 24" long; chain grips objects ranging from 3" to 6-1/2" O.D.

516942 – Replacement chain.



7401

Ratcheting Chain Wrench

This multi-purpose tool will grip parts of nearly any shape. It features a ratcheting head design that lets you turn in either direction without removing wrench from the work.

- 19" handle with capacity from 3" to 6-3/4" O.D.

209200 – Replacement Chain.

OTC Technician Gloves

- Washable synthetic leather palm with padding ensures comfort and a secure grip.
- Polyester and Lycra material around fingers offer a durable lightweight cover that stretches for a great fit.
- PVC cushions help protect knuckles from injury due to slippage.
- Comfortable polyester back panels include webbing for improved ventilation.

5800TGLV-M – Medium.

5800TGLV-L – Large.

5800TGLV-XL – Extra large.

SmartTech™ Technician Gloves

- Same as above, also works with touchscreen technology.

5801SGLV-M – Medium.

5801SGLV-L – Large.

5801SGLV-XL – Extra large.



Retaining Ring Pliers

Here are a variety of retaining ring pliers, available individually or in sets, to handle many applications.

7053K

Internal/external retaining ring pliers kit. Includes four 90° tips (.038" diameter), four 45° tips (.047" diameter), and eight straight tips (.047" and .070" diameter).

15702

Replacement tip kit. Contains 4 sets, 4 tips per set.



7123K

Convertible retaining ring pliers kit. For internal or external rings. Contains one No. 1120 (.038" diameter) and one No. 1340 (.070" diameter) straight tip pliers.



7125K

Convertible retaining ring pliers kit. For internal or external rings. Contains one No. 1125 (.038" diameter) and one No. 1345 (.070" diameter) 45° pliers.




7300

Internal, straight tip retaining ring pliers. 16" long.

7301

External, straight tip retaining ring pliers. 16" long.



7300 Internal tip

7301 External tip

Replacement tips (pairs):

209201

For pliers Nos. 7300 and 7301.

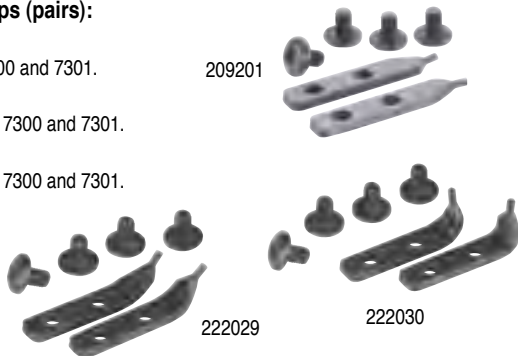
209201

222029

45° for pliers Nos. 7300 and 7301.

222030

90° for pliers Nos. 7300 and 7301.



222029

222030

Internal		Convertible		External	
No. 0100	No. 7300	No. 1120	No. 1340	No. 0200	No. 7301
No. 0300		No. 1125	No. 1345	No. 0400	
No. 0500				No. 0600	

How to select the correct pliers:

1. If ring number is known, locate ring number in chart — pliers are listed in right-hand column.
2. Or, measure diameter of shaft bore and locate size in chart — pliers are in right-hand column.

Ring Series No.	Size Range (Ring Size No.)	Bore of Shaft Dia. Range ("Inch" equiv.)	Pliers No.
	12 to 87	1/8" to 7/8"	0200
	12,15,25 to 66	1/8" to 21/32"	1120, 1125
	25 to 143	1/4" to 1-7/16"	7053K, 7123K, or 7125K
	93 to 143	15/16" to 1-7/16"	1340, 1345, or 0400
	31 to 75	5/16" to 3/4"	
	150 to 350	1-1/2" to 3-1/2"	0600
	75	3/4"	
	354 to 650	3-35/64" to 6-1/2"	7301
	50 to 100	1/2" to 1"	0200
	50 to 78	1/2" to 25/32"	1120
	50 to 200	1/2" to 2"	7053K, 7123K, or 7125K
	106 to 200	1-1/16" to 2"	1340, 1345, or 0400
	215 to 334	2-1/8" to 3-11/32"	0600
	350 to 400	3-1/2" to 4"	7301
	37 to 102	3/8" to 1-1/32"	0100
	37 to 56	3/8" to 9/16"	1120, 1125
	37 to 200	3/8" to 1-3/4"	7053K, 7123K, or 7125K
	106 to 175	1-1/16" to 1-3/4"	1340, 0300
	181 to 300	1-13/16" to 3-1/2"	0500
	306 to 625	3-1/16" to 6-1/4"	7300
	75 to 137	3/4" to 1-3/8"	0100
	75 to 100	3/4" to 1"	1120, 1125
	75 to 200	3/4" to 2"	7053K, 7123K, or 7125K
	143 to 200	1-7/16" to 2"	1340, 1345, or 0300
	206 to 300	2-1/16" to 3"	0500
	315 to 400	3-5/32" to 4"	7300

0100

.038" tip diameter straight for removing internal rings.



0200

.038" tip diameter straight for removing external rings.



0300

.070" tip diameter straight for removing internal rings.




0400

.070" tip diameter straight for removing external rings.



0500

.090" tip diameter straight for removing internal rings.



0600

.090" tip diameter straight for removing external rings.



7295


Retaining Ring Pliers

The "squeeze-lock" ratchet action of this tool locks retaining rings in position, making removal and installation easy. It features cushioned handles to ensure a secure grip.

- Will handle rings 3/16" thick and up to 4" in diameter.
- Pliers is 12" long.

211051

Pair of replacement tips.



7313

Retaining Ring Pliers

This tool removes the external retaining rings used in transmissions, differentials and other automotive components.

- Maximum spread is 1-1/16" and 7-3/4" long.



714

Horseshoe Lock Ring Pliers

This ruggedly built pliers is designed to spread and remove horseshoe lock rings used on hydraulic brakes, differentials, transmissions, and CV joints.

- Handles are 8" long.



7412K

Retaining Ring Pliers

This set includes 12 of our most popular retaining ring pliers, in sizes for automotive applications. Tips include straight, 45°, and 90° angles in four different sizes (.038, .047, .070, and .090" diameter).

- Includes a sturdy plastic organizer box.



No. 7412K includes:

Tool No.	Description
1120	.038" dia., straight
1125	.038" dia., 45°
1131	.038" dia., 90°
1320	.047" dia., straight
1325	.047" dia., 45°
1329	.047" dia., 90°
1340	.070" dia., straight
1345	.070" dia., 45°
1349	.070" dia., 90°
1560	.090" dia., straight
1565	.090" dia., 45°
1569	.090" dia., 90°

All items can be purchased separately.

4512

Snap Ring Pliers Set – Internal/External

- For internal or external snap rings; thumbscrew permits quick conversion.
- Made of heavy-gauge tempered steel.
- Includes two stainless steel handled picks.
- Contained in a blow-molded plastic storage case.



No. 4512 includes:

Tool No.	Description
4512-1	.090" tip, straight pliers
4512-2	.090" tip, 90° pliers
4512-3	.070" tip, straight pliers
4512-4	.070" tip, 90° pliers
4512-5	.047" tip, straight pliers
4512-6	.047" tip, 90° pliers
4512-7	.038" tip, straight pliers
4512-8	.038" tip, 90° pliers
4512-9	straight tip pick
4512-10	90° tip pick

All items can be purchased separately.

4513

Heavy-Duty Snap Ring Pliers Set (2 piece)

- Heat treated steel "circlip" pliers for large equipment repair.
- Replaceable tips and spring ratchet locking mechanism to securely hold against snap ring tension.
- Internal pliers' capacity 3-1/16" to 6-1/4" (78 mm to 159 mm) snap rings.
- External pliers' capacity 3-1/2" to 6-1/2" (89 mm to 165 mm) snap rings.
- Blow-molded storage case includes extra sets of replaceable tips.
- Overall length 16"; handle length 12-1/2".



No. 4513 includes:

Tool No.	Description	Tool No.	Description
4513-1	Internal snap ring pliers	4513-4	(2) .12" (3 mm) 45° tips
4513-2	External snap ring pliers	4513-5	(2) .12" (3 mm) 90° tips
4513-3	(2) .12" (3 mm) straight tip	4513-6	4 tip retaining screws

7410

Retaining Ring Pliers with replaceable tips

An ideal tool for any transmission shop, this 13" long pliers with a maximum spread of 2.5" features replaceable tips and a spring-return handle.

214903


Set of replacement tips.



4514

Mini Snap Ring Pliers Set (4 piece)

- Service S-ring and R-ring clips, internal or external, straight or angled. Ruggedly built of heat-treated chrome molybdenum steel.
- Set includes two internal snap ring pliers (one straight, one 45°) and two external snap ring pliers (one straight, one 45°).
- All pliers have .038" (1.0mm) diameter tips.
- Overall length 3"; handle length 2".





4509

Straight-Blade Hose Cutter

- Cuts rubber hoses ranging from 1/4" to 1-1/2".
- Simply place hose in tool and squeeze handle to cut.
- Replacement steel cutter blade No. 4509-1 is available.

4509-1 – Replacement hose cutter blade.



5912

Crimpwell™ Angled Crimping Pliers

- Universal crimping design accommodates soft wire – solid or stranded – 10-22 AWG.
- Cutting feature included for quicker preparation.
- 9" (228mm) in length, with protective grips to increase leverage and secure crimp.
- Angled design keeps the connector, the wire, and the crimper "in-line" –improving visibility and access in hard to reach places.
- Designed to not pierce connector insulation and also works on un-insulated connectors.
- Service tech can use as much force as desired to ensure connection and it will not damage connector insulation.
- Easy-to-use: Simply insert the connector into the crimping feature, slip over the connector and squeeze.



4411

Ratcheting Hose & PVC Cutter (Standard)


- Cuts hose and PVC up to 1-3/8" dia.
- Features metal frame and ergonomic handles for high leverage.
- Compound ratcheting action provides maximum cutting power.
- Will also cut cable and wires.



4412

Ratcheting Hose & PVC Cutter (Heavy Duty)

- Cuts hose and PVC up to 1-3/4" dia.
- Features metal frame and rubber padded ergonomic handles for high leverage and comfort.
- Compound ratcheting action provides maximum cutting power.
- Will also cut cable and wires.



4510

Hose Pinch Off Pliers Set, 3 Piece

- Shuts off flow through vacuum lines, fuel lines, coolant lines, etc.
- Cocking ratchet mechanism holds pivoting jaws tightly in place. Heavy-duty swivel jaws pivot to assure parallel pinching.
- Available separately:

4510-8 – 8" tool for small hoses and tight areas.

4510-10 – 10" tool for radiator and vacuum lines.

4510-12 – 12" tool for radiator and vacuum lines.



4613

Battery Pliers

- Serrated jaws firmly grip the battery terminal nut or bolt.
- Offset handles allow access in hard-to-reach areas.
- Works on top-post and side-post battery terminals.



4493

Angle-Tip Relay Pliers

- Designed to remove and install relays, which are usually located in confined, hard-to-reach areas.
- Specially coated tips offer a solid grip on the relay.



4818

Multi-purpose Scissors

Will cut hose, wire and cables, wood dowel, PVC, and thin sheet metals in addition to general cutting. The hardened stainless steel blades have an angle ground into one that eliminates slipping when cutting round materials.



4802

Universal Pulley Holder Locking Pliers


This adjustable locking pliers can be used to hold pulleys, clutch hubs, flywheels, gears, and sprockets with internal or external teeth up to a 4" diameter. Can also be used on applications with slots or holes with the 5/16" pins.

1/4" & 3/8" Cable Cutters

- Perfect choice for cutting heavier copper and aluminum cables.
- This tool is especially valuable for battery service where replacing a terminal is required.
- Clean cut with minimal mashing of wire strands.

4476 – 1/4" cable cutter.

4477 – 3/8" cable cutter.





7175

3 Piece Indexing Pry Bar Set

- Sizes 10", 12" and 15".
- Indexible to 180° for better access.
- 14 locking positions for leverage in multiple applications.
- Knurled handle assures a sure grip.
- Meets or exceeds ANSI specifications for pry bars

7172 – 10" Indexing Pry Bar.

7173 – 12" Indexing Pry Bar.

7174 – 15" Indexing Pry Bar.



Jimmy Bars

We've forged these bars from chrome alloy steel, then heat-treated them to resist bending and breaking.

7166 – 5/8" diameter, 18" long.

7167 – 3/4" diameter, 24" long.

7168 – 7/8" diameter, 30" long.

7420 – 7/8" diameter, 46" long.

7421 – 1" diameter, 54" long.



Rolling Head Pry Bars


You'll have a lot of leverage using one of these rolling head pry bars. The long, tapered body will also serve as an aligning drift.

7162 – Pry bar; 6" long.


7163 – Pry bar; 12" long.

7164 – Pry bar; 16" long.

7165 – Pry bar; 18" long.



8203



8206

Handled Pry Bars

Heavy-duty pry bar made of tempered square steel that you can hit without damaging the handle.

- Black chrome striking cap allows hitting the bar without damage to the handle.
- Ergonomic handle – dual durometer composite handle for user comfort; reduces hand fatigue.
- Polished tip with black oxide finish.
- Long-life finish resists rust and wear during use.
- OTC Marathon Lifetime Warranty.

8203 – 3-piece handled pry bar set in gray molded tray. Includes 12", 18", and 24" sizes.

8206 – 6-piece handled pry bar set in gray molded tray. Includes 8", 12", 18", 24", 32" and 36" sizes.

8208 – 8" handled pry bar.

8212 – 12" handled pry bar.

8218 – 18" handled pry bar.

8224 – 24" handled pry bar.

8232 – 32" handled pry bar.

8236 – 36" handled pry bar.



7171

Pry Pac

Three pry bars in one economical pack. You get 12" and 18" rolling head pry bars and a 24" jimmy bar.

- Heat-treated chrome alloy steel.



7687A

Pry Bar Head

- Turns any 3/8" drive ratchet or breaker bar into a rolling head pry bar.
- Gives you the versatility of a pry bar without the storage problems.



OTC Technician Gloves

- Washable synthetic leather palm with padding ensures comfort and a secure grip.
- Polyester and Lycra material around fingers offer a durable lightweight cover that stretches for a great fit.
- PVC cushions help protect knuckles from injury due to slippage.
- Comfortable polyester back panels include webbing for improved ventilation.

5800TGLV-M – Medium.

5800TGLV-L – Large.

5800TGLV-XL – Extra large.

SmartTech™ Technician Gloves

- Same as above, also works with touchscreen technology.

5801SGLV-M – Medium.

5801SGLV-L – Large.


5801SGLV-XL – Extra large.



5800TGLV-M



5801SGLV-M



8260

Hose Removal Set (6-piece)

- Consisting of six (6) hose removal tools which consists of three (3) 10", soft-handled tools and three (3) 15", soft-handled tools, each with a hard end-cap.
- They are made of heat-treated, chrome steel with assorted tip shapes.
- Ergonomic handle design fits properly in the hand, allowing for easier holding of the tool.
- Hose removal tools can also be used on upper and lower radiator hoses, clips, washers, gaskets and other items.
- Packaged in a molded tray which can be placed in tool drawer.



8263

Short Pick and Hook Set (4-piece)

- Consisting of four (4), 6.5", soft-handled picks.
- They are sturdy, with both stainless steel shafts and tips, with assorted tip shapes designed for marking, removing o-rings, accessing snap ring and other assorted applications.
- Ergonomic handle design fits properly in the hand, allowing for easier holding of the tool.
- Multi-use tools to scribe, align pierce, clean or remove o-rings, shaft seals, cv boot and motorcycle fork seals and dust hoods.
- Packaged in a molded tray which can be placed in tool drawer.



4515

Mini Pick and Hook Set – 4-Piece

- Sturdy stainless steel points and shafts designed for marking, removing o-rings, accessing snap rings, and performing other tasks. Assorted angle tips allow you to reach awkward locations.
- Knurled shaft design enhances finger control for delicate jobs.



8262

Short Pick and Hook Set (4-piece)

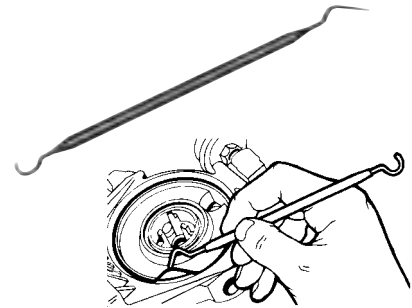
- Consisting of four (4), 6.5", soft-handled picks.
- They are sturdy, with both stainless steel shafts and tips, with assorted tip shapes designed for marking, removing o-rings, accessing snap rings and other assorted applications.
- Ergonomic handle design fits properly in the hand, allowing for easier holding of the tool.
- Multi-use tools to scribe, align pierce, clean or remove o-rings, shaft seals, cv boot and motorcycle fork seals and dust hoods.
- Packaged in a molded tray which can be placed in tool drawer.



8260M

Short Pick, Long Pick and Hook Set (14-piece)

- Combines 8260, 8262 and 8263 sets.
- Packaged in molded trays which can be placed in tool drawer.



7312

O-Ring / Oil Seal Pick

Here's an extremely handy tool that makes quick work of oil seal and o-ring removal and installation.



4508

Professional Style Seal Puller

- Designed to remove oil and grease seals when servicing cars, SUVs, and light trucks without damaging the housing or bearing.
- Hook tips in two sizes and professional handle design allows removal of hard-to-get-at seals by getting under them.
- The tool is 12" long and the hook tip is double-secured (versus competitors' designs), for durability.
- An extra blade is included, and additional replacements (No. 4508-1) may be ordered.

4508-1 – Replacement blade for 4508.



7103

O-Ring / Oil Seal Pick Set

Fishing a stubborn o-ring or oil seal out of its seat is easy if you have this pair of picks in your toolbox.



4658


Windshield Spray Nozzle Needle

- Makes quick work of clearing obstructions from the windshield washer spray nozzle.
- Easily pierces corrosion or remove blockage.
- The barrel is knurled for grip and control.
- Threaded end caps keep the needle points covered when not in use. The pocket clip keeps the tool handy.

OTC Hammer Line

- Indestructible handle - never needs replacement!
- Ergonomic rubber grip handle reinforced with steel bars resists breaking while absorbing impact and vibration.
- Drop-forged head is induction-hardened for long life, and contains steel locking plates that are specially bonded to ensure the head never becomes loose.
- Tire Service Features for 5789ID-1032 and 5789ID-520.
 - Use top hook as a wheel tipper; sledge end hook to drag tire into position.
 - Bead breaking wedge has grooves and a convex shape to help drive tire lube into the bead.

OTC No.	Head Weight	Handle Length
Double Face Sledge Hammer, Indestructible Handle		
5790ID-624	6 lb.	24"
5790ID-630	6 lb.	30"
5790ID-824	8 lb.	24"
5790ID-830	8 lb.	30"
5790ID-1030	10 lb.	30"
5790ID-1230	12 lb.	30"
5790ID-1430	14 lb.	30"
Club/Hand Drill Hammer, Indestructible Handle		
5791ID-312	2.5 lb.	12"
5791ID-412	4 lb.	12"
5791ID-416	4 lb.	16"
Cross Peen Hammer, Indestructible Handle		
5792ID-216	2 lb.	16"
5792ID-316	3 lb.	16"
Ball Pein Hammer, Indestructible Handle		
5793ID-2414	24 oz.	14"
5793ID-3214	32 oz.	14"
Tire Service Hammer, Indestructible Handle		
5789ID-1032	10 lb.	32"
5789ID-520	5 lb.	20"



4602
Brass Punch Set (2 piece)

- Two large, brass non-sparking punches. Ideal for use near precision parts or in locations where sparks from ferrous metal could be hazardous.
- Includes an 8" punch (5/8" hex, tapered to 3/8") and 10" straight punch (3/4" dia., chamfered at both ends).




4606
Brass Hammer and Punch Set

- Brass-head hammer and punches are ideal to use where sparks from ferrous metals would be hazardous, or where precision metal parts could be damaged by steel tools.
- Hammer head weighs 24 oz.; brass drift punch is 10" x 3/4" diameter; brass tapered punch is 8" x 5/8" hex tapered to 3/8" diameter point.



4629
Brass Hammer and Punch Set

- Brass-head hammer and punches are ideal to use where sparks from ferrous metals would be hazardous, or where precision metal parts could be damaged by steel tools.
- Two hammer head weighing 24 and 12 oz.
- Two tapered punches 14" x 5/8", 10" x 5/8".
- One hex tapered punch 8" x 5/8".
- Two drift punches 10" x 3/4", 8" x 1/2".
- Two pin punches 6" x 3/8", 4" x 1/4".



4600

Punch and Chisel Set (16 piece)

- Durable set of heat-treated chrome vanadium steel punches and chisels. Storage tray included.

Contents of set:

- 3 – Cold chisels (with gauge): 3/8" x 5-1/2"; 1/2" x 6"; 5/8" x 6-1/2"
- 2 – Center punches: 1/8" x 5"; 3/16" x 6"
- 5 – Pin punches: 3/32" x 4-1/4"; 1/8" x 4-3/4"; 5/32" x 5"; 3/16" x 5-1/4"; 1/4" x 5-3/4"
- 5 – Taper punches: 3/32" x 5-1/4"; 1/8" x 5-3/4"; 5/32" x 6"; 3/16" x 6-1/4"; 1/4" x 6-3/4"
- 1 – Chisel gauge

Available separately:

No.	Part No.	Description
1	4600-15	Taper Punch, 1/4" x 6-3/4"
2	4600-14	Taper Punch, 3/16" x 6-1/4"
3	4600-13	Taper Punch, 5/32" x 6"
4	4600-3	Cold Chisel, 3/8" x 5-1/2"
5	4600-2	Cold Chisel, 1/2" x 6"
6	4600-1	Cold Chisel, 5/8" x 6-1/2"
7	4600-4	Center Punch, 3/16" x 8"
8	4600-5	Center Punch, 1/8" x 5"
9	4600-12	Taper Punch, 1/8" x 5-3/4"
10	4600-11	Taper Punch, 3/32" x 5-1/4"
11	4600-10	Pin Punch, 3/32" x 4-1/4"
12	4600-9	Pin Punch, 1/8" x 4-3/4"
13	4600-8	Pin Punch, 5/32" x 5"
14	4600-7	Pin Punch, 3/16" x 5-1/4"
15	4600-6	Pin Punch, 1/4" x 5-3/4"
16	4600-16	Chisel Gauge



4605

Interchangeable Punch and Chisel Set

- Handle allows easy grip and protects hand from being hit by hammer.
- 12 punches and chisels:
 - 1 cape chisel: 1/4" wide blade
 - 5 flat chisels: 1/2", 5/8", 3/4", 7/8", & 1" wide blades
 - 2 taper punches: 1/8" and 1/4" diameter
 - 2 pin punches: 3/16" and 1/4" diameter
 - 2 center punches: 1/8" and 3/16" diameter
- Double-locking ball detent holds punch or chisel securely in the driver handle.



Impact Drivers

- Loosens hard-to-turn screws, bolts or nuts.
- Handle design prevents possibility of hitting hand with hammer when striking impact driver.
- Bit holder has 3/8" drive (No. 4608), 1/2" (No. 4607) drive, and 5/16" hex for Phillips and flat screwdriver bits.
- Includes eight screwdriver bits:
 - No. 2 Phillips bit, 1-3/8" long with 5/16" hex
 - No. 2 Phillips bit, 3-1/8" long with 5/16" hex
 - No. 3 Phillips bit, 1-3/8" long with 5/16" hex
 - No. 3 Phillips bit, 3-1/8" long with 5/16" hex
 - 5/16" wide x 1-3/8" long with 5/16" hex slotted bit
 - 5/16" wide x 3-1/8" long with 5/16" hex slotted bit
 - 3/8" wide x 1-3/8" long with 5/16" hex slotted bit
 - 3/8" wide x 3-1/8" long with 5/16" hex slotted bit

4607 – 1/2" impact driver.

4608 – 3/8" impact driver.



4408

Bearing Race and Seal Driver Kit

- The Bearing Race and Seal Driver Kit provides a convenient way to smoothly and quickly position a bearing in the inner hole of an axle.
- The kit includes a handle grip and six heavy-duty bearing drivers. The drivers have different diameters in order to match different-sized bearings, and three of the drivers are formed with two different diameters.
- Bearing Driver Sizes:
 - 1.555" (39.5 mm) 1.752" (44.5 mm) 1.968" (50.0 mm)
 - 2.322" (59.0 mm) 2.48" (63.0 mm) 2.559" (65.0 mm)
 - 2.834" (72.0 mm) 2.992" (76.0 mm) 3.189" (81.0 mm)



4407

Metric Bushing Driver Set


- 14-piece tool kit for motorcycles, Asian and European vehicles contains adapters: 10-12 mm, 14-16 mm, 15-17 mm, 16-18 mm, 18-20 mm, 20-22 mm, 22-24 mm, 25-27 mm, 28-30 mm, 30-34 mm, 32-36 mm, 35-40 mm, 38-42 mm; one small driver handle; one medium driver handle; one large driver handle.
- Aluminum construction won't mar the bushing or affect bushing tolerance, which is critical for efficient operation of the engine, transmission, and hubs.



4507

Bearing Race and Seal Driver Set (10 piece)

- This aluminum constructed set permits installation of tapered bearing races and seals without damage to the component or housing.
- Tapered side of driver is used to install races. Invert the driver to the flat side to install seals.
- Set is housed in a blow-molded plastic storage case.
- Includes driver handle with bolt, plus these tool sizes: 1.565", 1.750", 1.965", 2.325", 2.470", 2.555", 2.830", 2.995", and 3.180".



4505

Bushing Driver Set (19 piece)

- Enables you to remove and install bushings ranging from 3/8" to 1-3/8" in diameter, as used in cars, trucks, tractors, construction equipment, electric motors, & many other components having bushings.
- Includes: Large, medium, and small driver handles with nuts; sixteen bushing adapters ranging from 3/8" to 1-3/8".
- Housed in a blow-molded storage case.





4410
Master Bushing Drive Set
(33 piece Metric & Standard)

- Enables you to remove and install bushings ranging from 10mm to 42mm in diameter, and 3/8" to 1-3/8" in diameter, as used import cars, trucks, tractors, construction equipment, electric motors, and many other components having bushings.
- Includes large, medium, and small driver handles and adapters all made of steel.
- Housed in a blow-molded storage case.

6939
Broken Bolt Extractor Tool

- Remove frozen, broken or cut off bolts within steering or suspension bushings.
- Can also be used to remove and install wheel studs and other general pressing needs.



6939-1
Broken Bolt Extractor Adapter Set

Available for use with the 7248 C-Frame.



7248
C-Frame Press

- Used for removing/installing; universal joints with needle bearings, pressed in wheel studs, and brake anchor pins on heavy-duty vehicles. Suitable for general pressing operations.



Seal & Bearing Driver Set

Now you can have the proper-size driver for nearly any automotive seal, bearing, or bushing installation job. These sets include discs and handles, spacers and drivers.

- Discs range from 1/2" to 4-1/2" in diameter, in 1/16" increments.
- 27793** – Starter set. Includes a handle and discs (5/8" to 2" diameter) specially selected to provide the driver sizes usually needed in automotive service. Includes plastic storage box.
- 27794** – Basic set. Includes two handle sizes and 41 discs, ranging from 1/2" to 3" diameter along with plastic storage box and insert.
- 27795** – Big-job set for servicing large components. Includes a handle and 24 discs, ranging from 3-1/16" to 4-1/2" diameter.
- 27796** – Intermediate set. Includes a handle and 25 discs, ranging from 2" to 3-1/2" diameter.
- 27797** – Master set. Includes three handle sizes and 65 discs, ranging from 1/2" to 4-1/2" diameter.
- 27810** – Tool organizer board for holding all components in No. 27797 master set.



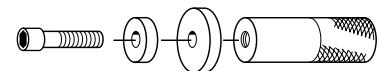
Starter Set 27793

Tool No.	Description	Tool No.	Description	Tool No.	Description	Tool No.	Description
10012*	Cap Screw	27501*	Disc, 1-1/8" dia.	27520	Disc, 2-5/16" dia.	27539	Disc, 3-1/2" dia.
10020*	Cap Screw	27502	Disc, 1-3/16" dia.	27521	Disc, 2-3/8" dia.	27540	Disc, 3-9/16" dia.
10854*	Cap Screw	27503*	Disc, 1-1/4" dia.	27522	Disc, 2-7/16" dia.	27541	Disc, 3-5/8" dia.
10855*	Cap Screw	27504	Disc, 1-5/16" dia.	27523	Disc, 2-1/2" dia.	27542	Disc, 3-11/16" dia.
12001*	Cap Screw	27505*	Disc, 1-3/8" dia.	27524	Disc, 2-9/16" dia.	27543	Disc, 3-3/4" dia.
27487*	Small Handle	27506	Disc, 1-7/16" dia.	27525	Disc, 2-5/8" dia.	27544	Disc, 3-13/16" dia.
27488	Medium Handle	27507*	Disc, 1-1/2" dia.	27526	Disc, 2-11/16" dia.	27545	Disc, 3-7/8" dia.
27489	Large Handle	27508	Disc, 1-9/16" dia.	27527	Disc, 2-3/4" dia.	27546	Disc, 3-15/16" dia.
27490	Extension Tube	27509*	Disc, 1-5/8" dia.	27528	Disc, 2-13/16" dia.	27547	Disc, 4" dia.
27491	Disc, 1/2" dia.	27510	Disc, 1-11/16" dia.	27529	Disc, 2-7/8" dia.	27548	Disc, 4-1/16" dia.
27492	Disc, 9/16" dia.	27511*	Disc, 1-3/4" dia.	27530	Disc, 2-15/16" dia.	27549	Disc, 4-1/8" dia.
27493*	Disc, 5/8" dia.	27512	Disc, 1-13/16" dia.	27531	Disc, 3" dia.	27550	Disc, 4-3/16" dia.
27494	Disc, 11/16" dia.	27513*	Disc, 1-7/8" dia.	27532	Disc, 3-1/16" dia.	27551	Disc, 4-1/4" dia.
27495*	Disc, 3/4" dia.	27514	Disc, 1-15/16" dia.	27533	Disc, 3-1/8" dia.	27552	Disc, 4-5/16" dia.
27496	Disc, 13/16" dia.	27515*	Disc, 2" dia.	27534	Disc, 3-3/16" dia.	27553	Disc, 4-3/8" dia.
27497*	Disc, 7/8" dia.	27516	Disc, 2-1/16" dia.	27535	Disc, 3-1/4" dia.	27554	Disc, 4-7/16" dia.
27498	Disc, 15/16" dia.	27517	Disc, 2-1/8" dia.	27536	Disc, 3-5/16" dia.	27555	Disc, 4-1/2" dia.
27499*	Disc, 1" dia.	27518	Disc, 2-3/16" dia.	27537	Disc, 3-3/8" dia.	7350*	Allen Wrench
27500	Disc, 1-1/16" dia.	27519	Disc, 2-1/4" dia.	27538	Disc, 3-7/16" dia.		

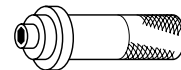
NOTE: All discs are 1/2" thick. * Included in set No. 27793.

It's this easy...

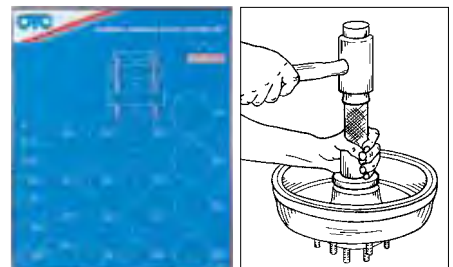
1. Select the proper size components.



2. Assemble your driver tool.



3. Perform the job easily.



27810

Spectrum Work Lights

- AC/DC Rechargeable
- Li-Ion battery
- Magnetic base
- Bright LEDs - 50,000 hour life
- Adjustable 60° angle
- Slip resistant textured body
- Impact and water resistant
- Limited Lifetime Warranty

5550

Spectrum Solar 10W LED Work Light with UV Top Light



5551

Spectrum Trio 9W LED Work Light with 3W LED Top Light



5552

Spectrum 30+4 30 Pc. LED Work Light with 4 Pc. LED Top Light



5550 Specifications	5551 Specifications	5552 Specifications
10W LED Work light with UV Top Light	9W LED Work light with 3W LED Top Light	30 Piece LED Work light with 4 Piece LED Top Light
LI-ION Rechargeable Battery – 3.6V 2250 mAH, AC/DC	LI-ION Rechargeable Battery – 3.6V 2250 mAH, AC/DC	LI-ION Rechargeable Battery – 3.6V 2250 mAH, AC/DC
Charger Input AC 100 ~ 240V; 50/60Hz; DC12V ~ 24V	Charger Input AC 100 ~ 240V; 50/60Hz; DC12V ~ 24V	Charger Input AC 100 ~ 240V; 50/60Hz; DC12V ~ 24V
Power Output: 5.0V 1000 mAH	Power Output: 5.0V 1000 mAH	Power Output: 5.0V 1000 mAH
Charger Time: 3.5 ~ 4.0 hours	Charger Time: 3.5 ~ 4.0 hours	Charger Time: 3.5 ~ 4.0 hours
Active Time: 2.5 hours	Active Time: 3.0 hours	Active Time: 4.0 to 5.0 hours
Storage Temperature: -4°F to 158°F; -20°C to 70°C	Storage Temperature: -4°F to 158°F; -20°C to 70°C	Storage Temperature: -4°F to 158°F; -20°C to 70°C
Operating Temperature: 23°F to 122°F; -5° to 50°C	Operating Temperature: 23°F to 122°F; -5° to 50°C	Operating Temperature: 23°F to 122°F; -5° to 50°C
PS: LED Sector: 170°	PS: LED Sector: 25°	PS: LED Sector: 15°
At 50 cm: 350 LUX (750 LM)	At 50 cm: 4000 LUX	At 50 cm: 2250 LUX
Waterproof Grade IP65	Waterproof Grade IP65	Waterproof Grade IP65

Automotive Inspection Camera

With an industry leading 5.5 millimeter camera, it allows the technician to inspect hard to reach areas that would have normally required taking an engine apart or removing body panels to inspect.

With the added wireless display and ability to record images and video, the 3880X is an ideal tool for any automotive, aviation or industrial technician.

Product Features:

- Micro camera transmits images and video to the removable wireless camera to allow viewing of hard to reach areas.
- Large 3.5" inch high resolution color screen for optimal viewing.
- Detachable 36" camera snake with position hold shaft.
- Images and video are recorded on the included SD card and can be viewed on the camera display or transferred to a computer.
- Easy to change camera allows for use with various camera sizes and lengths.
- Magnetic display mount allows for hands-free viewing.
- Camera head includes four built-in adjustable LEDs for optimal viewing from light to dark areas.
- IP67 Rated camera for complete protection from dust and standard automotive chemicals.
- Unit is powered by removable power pack with four rechargeable AA batteries (batteries and charger included).

Applications:

- Micro 5.5 mm camera allows for inspection through spark-plug holes.
- Inspecting cylinders, valves, diesel injectors and glow plug ports.
- Viewing behind body panels and under the dashboard for electrical wiring and connections.
- Examine for corrosion and wear in hard to see areas.
- Inspect fluid lines for leaks.

3880X

Video Scope, Magnetic mount for wireless display, Micro SD card, XvidCodec installation CD, USB cable, Video out cable, Rechargeable AA batteries (4) with charger, AC power adapter, one year warranty and Protective carry case.





45355
Fiber Optics Inspection Light with Magnetic Tip and Base

The applications for this handy tool are practically endless...check burners on heat exchangers for cracks, check coils for dirt and damage, look at serial numbers, fan motor tags, etc., on furnaces and condensing units. Fiber optics provide a bright light, but the shaft is just 7.6 mm in diameter. A durable cover fits over the 15" flexible shaft for protection. Powered by three AA batteries.



4650
Mirror and Magnet Set

- Handles telescope from 6-1/2" to 25". Swivel heads allow access to tight areas.
- Large, rectangular swivel mirror is 2" x 3-1/2", and is attached to one telescoping handle; small mirror is 1-1/4" in diameter, and is interchangeable with magnets on the other handle.
- Magnets can lift up to 8 lbs.




4491
Mechanic's Stethoscope

- Quick and accurate way to locate vehicle noise.
- Spring diaphragm on end of hose amplifies noise.
- Includes two hose ends: long rod helps pinpoint noises in hard-to-access areas; short adapter helps locate noise in a broader area of the vehicle.



For product videos visit
otctools.com
You **Tube**



3598
Flex-View Bore Scope

- Ultra-thin 1/4" cable.
- Small diameter cable allows for inspection in tighter locations.
- White light, non-fluorescent bulb.
- Uses two AA batteries.
- Flexible cable does not retain a set shape.
- 36" Flex-View bore scope in a sturdy case.



3590
Electronic Stethoscope

- Quickly pinpoints noise and location of bad bearings, bushings, dirty fuel injectors, wind/air leaks, valves, and lifters.
- Flexible shaft reaches tight areas.
 - Ultra-sensitive mic and amplifier provide a full range of sounds needed by the professional.
 - 7 sound-level control settings; 60 dB to 120 dB.



7559A
Deluxe Vacuum Pump

This pump kit is designed for vacuum testing, brake bleeding, and fluid transfer. With this kit, one person can quickly and cleanly bleed brake and hydraulic clutch systems, actuate vacuum switches (VOES), as well as get answers to numerous diagnostic and mechanical problems.

Kit includes:

- Precision-made repairable vacuum pump with 360° gauge rotation for improved visibility.
 - Pumps up to 1 cubic inch (16cc) per stroke.
 - Develops and maintains up to 25" of Mercury vacuum.
- 4-1/2 oz. Reservoir jar with fluid transfer and storage lid.
- Two – 2 ft. long, 1/4" ID hoses.
- Rubber cup adapter.
- Two universal bleed screw adapters.
- Vacuum "T" adapter.
- Automotive test and bleed adapters.
- User manual (English, Spanish, French).



OTC Technician Gloves

- Washable synthetic leather palm with padding ensures comfort and a secure grip.
- Polyester and Lycra material around fingers offer a durable lightweight cover that stretches for a great fit.
- PVC cushions help protect knuckles from injury due to slippage.
- Comfortable polyester back panels include webbing for improved ventilation.

5800TGLV-M – Medium.

5800TGLV-L – Large.

5800TGLV-XL – Extra large.

SmartTech™ Technician Gloves

- Same as above, also works with touchscreen technology.

5801SGLV-M – Medium.

5801SGLV-L – Large.

5801SGLV-XL – Extra large.



5800TGLV-M



5801SGLV-M

6522

EVAP – Leak Detection System

- Vacuum Leak Testing
- Exhaust Leaks
- Crankcase Oil
- Cooling System Testing
- Wind and Water Leaks
- 1-Year Warranty

LeakTamer is the latest generation of leak detection systems, providing more smoke and better control. Solid-state circuitry improves reliability and ensures more consistent smoke output. A wide assortment of accessories make the LeakTamer versatile tools for quickly locating different kinds of leaks.

LeakTamer Evap offers:

- Densest smoke in the industry.
- Newly redesigned smoke chamber and control system.
- More complete line of accessories.
- User refillable.
- Includes smoke producing solution for 500 tests.
- Non-toxic, non-corrosive smoke.

Product Features:

- OEM approved technology
 - Contains STAR Technology; the ONLY OEM-Approved smoke technology anywhere in the world
- Large full range flow meter
 - Detects Microleaks™ down to and below 0.10
 - Flow-test components with full range of flow values
- Pinpoint leaks with Smoke and dye
 - UltraTraceUV® dye deposits at exact location of a leak
 - Finds leaks that smoke alone won't find
 - Introduce to an engine before disassembly to find internal leaks
 - It's the only OEM-Approved dye solution
- Variable Smoke Flow
 - Helps pinpoint smoke exiting a leak
 - Directional knob shows exact flow position
- Compact light weight design
 - More powerful diagnostics in smaller package
- Can be used with air or nitrogen
 - Use any inert gas for safer EVAP testing and shop air for all other tests

6522 includes:

Leak Tamer unit, White/UV combination light with laser pointer, UV glasses, EVAP adapter tool, exhaust cone, cap plug adapters, removal tool, smoke producing solutions enough solution for 500 tests.



Accessory / Replacement Parts

6522-1	UltraTraceUV® (8 oz. / 236 ml) patented solution is the only Automaker-approved smoke-producing solution in the world. Contains a special dye that deposits at the exact location of a leak. Each bottle will perform approximately 300 tests. Part No. is for one bottle, two bottles included with 6522.	
6522-2	Inert Gas Pack Kit connects directly to fitting on back of LeakTamer 6522. Includes preset CO2 regulator with cylinder fitting, 20 oz. liquid CO2 cylinder, pressure gauge, universal push-on female coupler accommodates both automotive and industrial male fittings (Cylinder arrives empty) Performs approx. 25-50 full cycle EVAP tests per 20 liquid oz. cylinder.	
6522-3	Combination Light for easier smoke location and ultraviolet (UV) light, to highlight the fluorescent dye deposited at the exact location of a leak. Also has laser pointer. Includes batteries and glasses.	
6522-4	Standard Size Service Port Adapter.	
6522-5	Schrader® Removal / Installation Tool.	
6522-6	Cap Plugs Kit. Used for sealing some systems during leak testing.	
6522-7	Universal Fuel Neck Adapter fits the majority of vehicles. Allows access to fuel tank for evaporative system testing.	
6522-8	BMW and MINI Fuel Neck Adapter. Allows access to fuel tank for evaporative system testing.	
6522-9	Smoke Diffuser locates leaks around doors, windows, sunroofs, trunk compartment seals, EV vehicles' battery modules, or any closed system that can be pressurized from the inside and observe the smoke disturbance from the outside.	
6522-10	Cone Adapter (standard) for introducing smoke into induction or exhaust system. 1" x 3.5" & 6" long (25.4 mm x 89 mm x 152 mm).	
6522-11	Cone Adapter (Large) for introducing smoke into induction or exhaust system. 3.5" x 6" & 4.6" long (89 mm x 152 mm x 144 mm).	
6522-12	Replacement Dipstick (for 6522).	
6522-13	Replacement smoke supply hose and nozzle	
6522-14	Nozzle	
6522-15	Flow meter red pointer flag. For easy viewing of flow meter measurements.	





4411
Ratcheting Hose & PVC Cutter (Standard)

- Cuts hose and PVC up to 1-3/8" dia.
- Features metal frame and ergonomic handles for high leverage.
- Compound ratcheting action provides maximum cutting power.
- Will also cut cable and wires.



4412
Ratcheting Hose & PVC Cutter (Heavy Duty)

- Cuts hose and PVC up to 1-3/4" dia.
- Features metal frame and rubber padded ergonomic handles for high leverage and comfort.
- Compound ratcheting action provides maximum cutting power.
- Will also cut cable and wires.



4490
Magnetic Parts Tray

- Rectangular, stainless steel tray is 9-1/2" x 5-1/2" and 1-1/4" deep. Holds tools and small metal parts, so they don't get lost or misplaced during repair work.
- Two heavy-duty magnets on bottom of tray, with non-marring contact pads, securely hold tray to metal objects such as a tool box, air cleaner cover, frame rail, fender, etc.

4779
Front Fork & Shock Vice

This vice is designed to hold up to 4" diameter round or oddly shaped components such as forks, shocks, pistons, rods, etc. The V shaped jaws are covered with thick rubber pads to ensure a firm grip without leaving a mark. Comes complete with a table/vice mounting bracket that allows adjustment to any position.



4780
Personal Tool Pack

Includes 1/4" drive ratchet, 2" extension, 16 drive bits, and Universal Spline sockets fit both SAE 3/16" - 9/16" and metric 5mm - 14mm nuts and bolts in a variety of styles; 6 pt., 12 pt., torx, square, spline, etc. All tools included in a travel pouch.



4781
Super Stubby Screwdriver Set

These screwdrivers are perfect for those limited access fasteners typically found on carburetors or in electrical compartments and many other areas.

- 2 Phillips and 2 straight screwdrivers included in set.




4783
Flexible Magnetic/Claw Pick Up Tool

The 25" flexible spring shaft allows the tool to reach difficult areas and pick up objects either magnetically or with the use of the retractable claw.



4786
Aluminum Vice Inserts

Essential for every workbench vice. Aluminum jaws have reliefs for 5/16, 3/8, & 9/16 (7mm, 10mm, & 15mm) diameter shafts. Excellent for holding steel shafts without scratching or damage such as shocks, crankshafts, or any threaded bolts and shafts.



4794
Safety Wire Drill Guide Set, SAE & Metric Set

Here is the perfect way to drill those nuts and bolts for use with safety wire without breaking the drill bit. These guide, align, and support the hex head or the bolt threads. The hex fixture fits nuts and bolt heads that measure up to 1 1/4". The SAE fixture bar is threaded for 1/4"-20, 5/16"-18, 5/16"-24, 3/8"-18, 3/8"-24, 7/16"-14 bolts, and the Metric fixture bar covers M6x1.0mm, M8x1.0, M8x1.25mm, M10x1.25mm, M10x1.5mm, M12x1.5mm sizes.



4795
Safety Wire Twist Pliers

These versatile 8" pliers will reliably twist safety wire rapidly and consistently. The right hand twist mechanism features an automatic spring return. The forged alloy steel construction features tapered jaws for confined areas and mated cutters to cut safety wire. For use on safety wire applications found on vehicles, machinery, and aircraft.



4801
Universal Clutch Holder

Holder arms designed to fit into the external teeth of a clutch hub, but can also be used on gears and sprockets. Opens to handle a 5" OD hub.



4802


Universal Pulley Holder Locking Pliers

This adjustable locking pliers can be used to hold pulleys, clutch hubs, flywheels, gears, and sprockets with internal or external teeth up to a 4" diameter. Can also be used on applications with slots or holes with the 5/16" pins.

4803

Universal Pulley Holder Locking Pliers Set

This adjustable locking pliers can be used to hold pulleys, clutch hubs, flywheels, gears, and sprockets with internal or external teeth up to a 4" diameter. Can also be used on applications with slots or holes with the addition of the interchangeable 5, 6, 7, 10, and 16mm pin sets. Complete with metal carry case.



7011

Ball Hone Set (10 piece)

- Ball Hones can be used for refinishing and resizing bores such as found in brake calipers, engine lifters, and u-joint yokes. Also useful for any bearing or bushing application.
- All hones are 180 grit Silicone Carbide for excellent cutting and finish.

Tool No.	Size
7011-1	.375" 10 mm
7011-2	.500" 13 mm
7011-3	.625" 16 mm
7011-4	.750" 19 mm
7011-5	.875" 22 mm
7011-6	1.00" 25 mm
7011-8	1.25" 32 mm
7011-10	1.50" 38 mm
7011-12	1.75" 44 mm
7011-14	2.00" 51 mm



4804

Heavy Duty Pulley Holder

This strap style universal wrench features a 9" drop forged handle and 23" leather strap for excellent grip on diameters up to 7". The milled foot increases grip on the strap and pulley as handle force is increased.



OTC Technician Gloves

- Washable synthetic leather palm with padding ensures comfort and a secure grip.
- Polyester and Lycra material around fingers offer a durable lightweight cover that stretches for a great fit.
- PVC cushions help protect knuckles from injury due to slippage.
- Comfortable polyester back panels include webbing for improved ventilation.

5800TGLV-M – Medium.

5800TGLV-L – Large.

5800TGLV-XL – Extra large.

SmartTech™ Technician Gloves

- Same as above, also works with touchscreen technology.

5801SGLV-M – Medium.

5801SGLV-L – Large.

5801SGLV-XL – Extra large.



5800TGLV-M



5801SGLV-M



6043

"Blast-Vac" Multipurpose Cleaning Gun

- Perfectly suited for quick and efficient cooling system flushing. Simply attach it to radiator or heater hoses and you're in business.
- Also usable in washing engines and even shop floors.
- Two simple connections: one to shop air and one to a typical water faucet.
- Creates a unique vortex air/water blast for powerful cleaning applications.
- The tool can also be used to vacuum by turning the venturi inside the gun in the opposite direction. Air flow is reversed to create a strong vacuum.

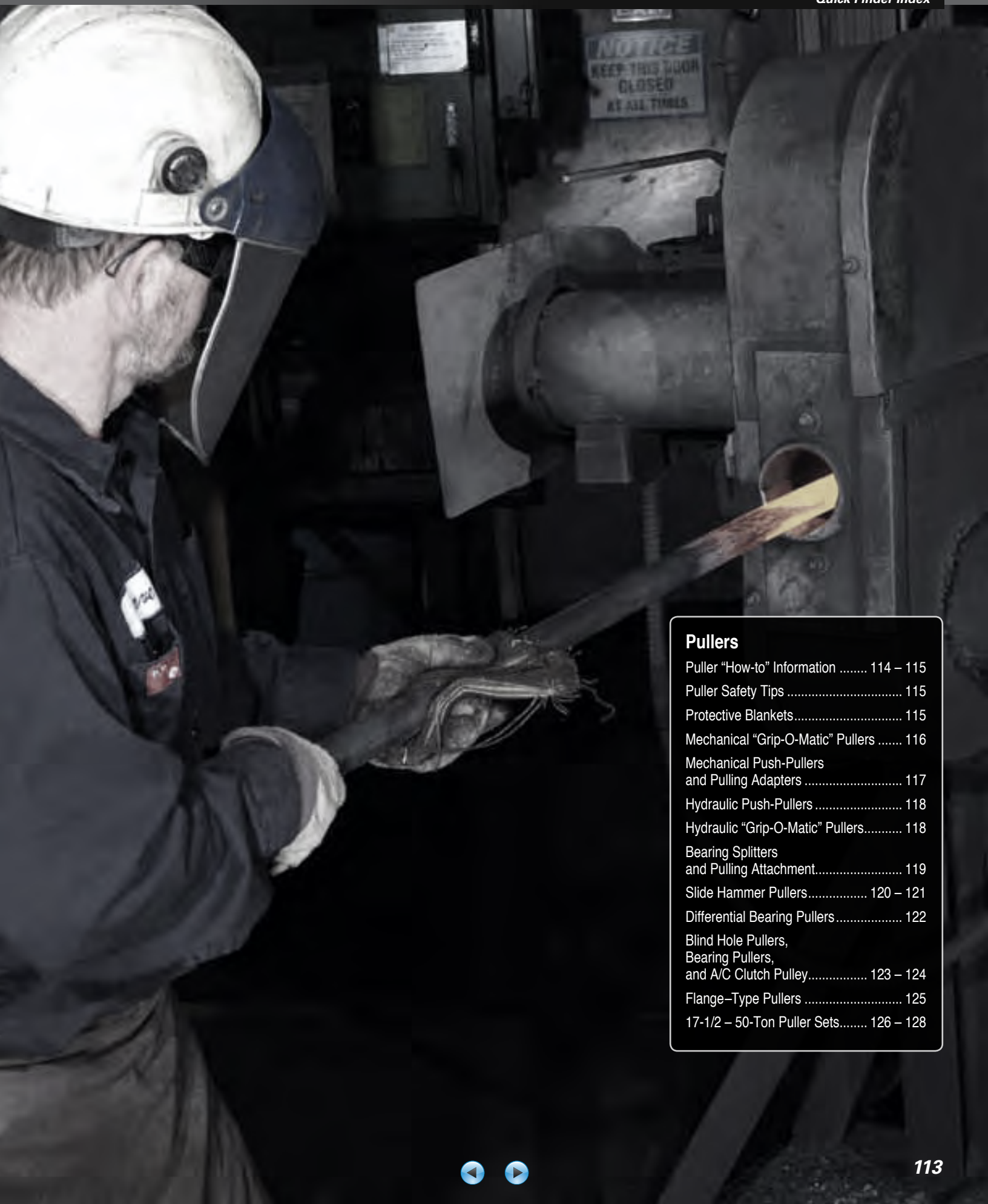
Note: While normal water pressure will handle the majority of a cooling system flush, short blasts are sometimes needed to loosen some contaminants from within the system.



For product videos visit
otctools.com

YouTube





Pullers

Puller “How-to” Information 114 – 115

Puller Safety Tips 115

Protective Blankets..... 115

Mechanical “Grip-O-Matic” Pullers 116

Mechanical Push-Pullers
and Pulling Adapters 117

Hydraulic Push-Pullers 118

Hydraulic “Grip-O-Matic” Pullers..... 118

Bearing Splitters
and Pulling Attachment..... 119

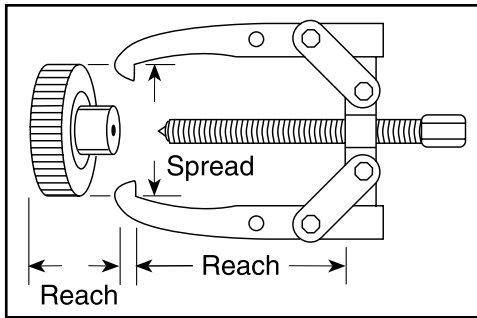
Slide Hammer Pullers..... 120 – 121

Differential Bearing Pullers 122

Blind Hole Pullers,
Bearing Pullers,
and A/C Clutch Pulley..... 123 – 124

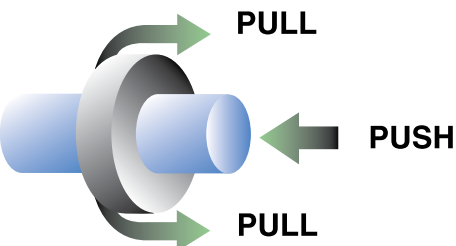
Flange-Type Pullers 125

17-1/2 – 50-Ton Puller Sets..... 126 – 128



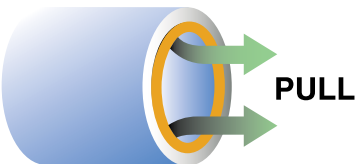
General Rule of Thumb: Manual pullers require that the puller screw be at least half as large (in diameter) as the shaft of the pulling job.

Hydraulic pullers need the maximum force exerted in tons to be 7–10 times the diameter of the shaft in inches.



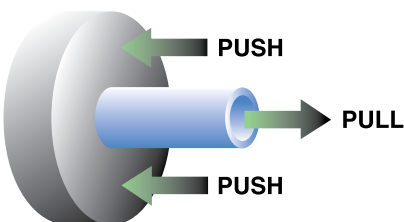
1 Pulling something off a shaft.

Removing a gear, bearing, wheel, pulley, etc., to replace it or get at another part.



2 Pulling something out of a hole.

Internal bearing cups, retainers, or oil seals are usually press-fitted and are difficult to remove.



3 Pulling a shaft out of something.

A transmission shaft or pinion shaft is often hard to remove from a bore or housing. Use a Push-Puller with adapters if you can "get a hold of" the threaded end of the shaft. Sometimes it's possible to push a shaft through a housing, rather than pull it out. In applications of this type, the puller legs must be securely fastened to the housing and the screw may simply bear against the shaft.

You can solve the 3 basic pulling problems...

The first thing you have to do is identify exactly what your particular pulling problem is. Once you recognize the problem, you can go on to select the right tool to solve it.

How to select the "RIGHT" puller

1: Determine the type of puller or puller combination.

Which puller type is best for "getting a grip" on the part? Is a combination of puller types required?

2: Determine the "REACH" needed. The puller you select must have a "reach" equal to or larger than the corresponding sizes of the part.

3: Determine the "SPREAD" needed. The width of the part to be pulled will determine the "spread" required.

4: Estimate the force required. A puller with the correct "reach" and "spread" will usually have enough power. When in doubt, always use the next larger size. More power may be needed for rusted parts, or when the "area of resistance" is large.

The tools to use when pulling something off a shaft:

Jaw-type puller, either manual or hydraulic. (For extra force and convenience use a hydraulic puller.) Both are available in 2- or 3-jaw versions and are used to grip the outer circumference of an attachment.

Bearing pulling attachment. Provides "knife-like" edges to get behind the component, or when there isn't a good gripping area on the part to be pulled. The splitter gets behind the component to prevent damage to the part.

Push-Puller® with attachments. External-internal adapters can thread directly into tapped holes on a component.

Slide hammer puller with selected attachments for multiple light-duty pulling tasks.

A variety of OTC **adapters** can be used to protect a shaft, bridge a hole, thread into tapped holes, or assist installation.

The tools to use when pulling something out of a hole:

Internal pulling attachments have narrow jaws which extend through the center of the part to be pulled. They provide a straight pull and avoid damage to housings. Designed for use with Push-Pullers or slide hammer pullers.

Push-Puller in combination with internal pulling attachment. Both mechanical and hydraulically powered versions are available.

Here a **slide hammer** puller is combined with an internal pulling attachment. Ideal for removing parts from blind holes, especially when there is no housing to brace puller legs against.

When there is a shaft to bear against, a **forcing screw** of the correct size may be used in combination with an internal pulling attachment.

The tools to use when pulling a shaft out of something:

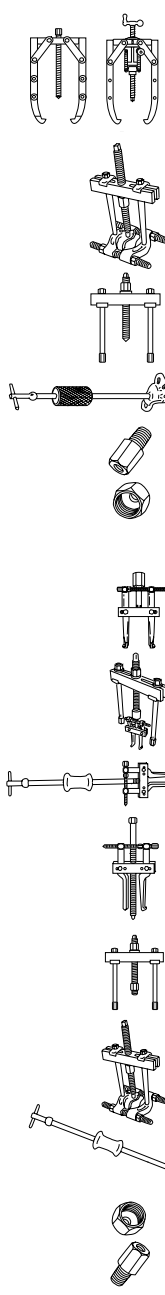
Push-Puller® with threaded adapter. Use a mechanical or hydraulic puller, depending on the size of the shaft to be pulled.

When the housing lacks sufficient surface for the puller legs to bear against, a **pulling attachment** may be used to provide support.

Slide hammer puller with threaded adapter – either external-internal or internal can be used.

Internal adapters are fastened to the external threaded end of the shaft to pull while pushing against the housing.

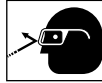
External-internal adapters are threaded into the shaft to pull it while pushing against the housing.



Safety Precautions

⚠ WARNING: To prevent personal injury when using pullers,

- Wear approved eye protection, such as safety glasses, goggles, or a face shield.
- Inspect puller for dents, cracks, or excessive wear before use. Inspect forcing screw for signs of galling or seizing. Replace worn or damaged components.
- Do not exceed puller's rated capacity, spread, or reach. Use correct size of puller for application.
- Ensure puller is correctly aligned with application and seated on component to be removed. Jaws must be parallel to forcing screw.
- Do not use wrench extensions when applying a load.
- Cover application with a shield or protective blanket before force is applied to contain flying debris should breakage occur.
- Apply force gradually. Do not use an impact wrench to apply force unless instructions specify use with an impact wrench.
- Do not strike or "sledge" puller or component.
- Do not modify puller by grinding, heating, or other means that could weaken puller strength.



About Mechanical Pullers

A pulling system can exert tons of force and it is difficult to predict the exact force required for a pulling application. It is important to observe safety precautions when using a puller.

The OTC pulling system is versatile. For that reason, it is possible that various components in a pulling setup will have different tonnage ratings. The lowest capacity component determines the capacity of the entire setup. For example, when an accessory having a capacity of one ton is used with a 10-ton capacity puller, the puller setup can be used at a force of only one ton.

If you are unsure which puller or attachment to select for an application, contact your OTC tool representative or Service Solutions, LLC.

Puller Operation

1. Mount the puller so its grip is tight. When using a jaw-type puller, tighten the adjusting strap bolts. For a better grip and more even pulling power, use a 3-jaw puller when possible.
 2. Align puller legs and jaws. Verify the setup is rigid and the puller is square with the application.
 3. Use the correct size of puller for the application. If you have applied maximum force and the component has not moved, switch to a larger capacity puller.
4. Apply force gradually. The component should give a little at a time. Do not try to speed up the application by using an impact wrench on the forcing screw.
 5. Do not couple puller legs. The tonnage capacity of the puller is reduced when longer-than-standard legs are used or when legs are compressed, increasing the chance of breakage.
 6. Keep reach to a minimum. Use the shortest legs possible to reach the component to be removed.
 7. Install threaded puller legs evenly into the component, attachment, or adapter. Uneven legs result in greater force applied to one side of the puller, which can result in breakage.
 8. Sliding plates must be on the opposite side of the cross block from the forcing screw nut or hydraulic cylinder.
 9. Bearing pulling attachments may not withstand the full tonnage of the pullers with which they are used. The shape and condition of the component being pulled affects the tonnage at which puller blocks and / or studs may bend or break. Select the largest attachments that fit the component being pulled.

Puller Maintenance

Keep the puller clean, and frequently lubricate the forcing screw from threads to tip.

Protective Blankets

Think of them as "security blankets." They wrap around pulling, pressing, and other high-force jobs to protect you and your employees from work-related injuries as much as possible. They're made of high tensile, tear resistant ballistic nylon – similar to military flak jackets – that, when tested, withstood the shattering of a neck-down grade 8 bolt without any visible damage.

NOTE: Always reduce the force from the work piece prior to removing the blanket. Protective blankets may afford protection from injuries to users and others should part breakage occur. Because of the variety of situations that require guarding, it is the user's responsibility to determine the best method of protection.

1230PB

Protective blanket. 12" x 30".

2036PB

Protective blanket. 20" x 36".

2860PB

Protective blanket. 28" x 60".



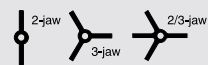
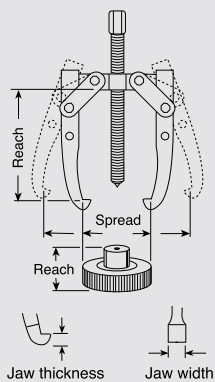
1230PB

OTC "Grip-O-Matic® Pullers" Providing Automotive Service Solutions for Over 80 Years

Mechanical Grip-O-Matic® Pullers

OTC has developed the most complete line of gear and bearing pullers, enabling you to remove and install parts for fast, effective repairs. The pullers are forged from quality steel, heat treated, and subjected to rigorous tests which exceed their rated capacity.

No. 1020-1050



WARNING
Wear approved eye protection when using pullers. See page 115 for protective blankets for your pulling jobs.

	Tool No.	Capacity Style and Weight	Max Reach	Max Spread	Screw Size	Jaw Thickness	Jaw Width
	1020	1-Ton, 2-Jaw; 5 oz.	2-1/8"	3-1/4"	5/16"-24 x 3-7/8"	9/64"	1/4"
	1021	1-Ton, 3-Jaw; 8 oz.	2-1/8"	3-1/4"	5/16"-24 x 3-7/8"	9/64"	1/4"
	1022	2-ton, 2-Jaw; 14 oz. (Reversible Jaws)	3-1/4"	4"	3/8"-24 x 4-7/8"	Upper 3/16" Lower 1/8"	Upper 1/4" Lower 1/2"
	1023	2-ton, 2/3-Jaw; 1 lb., 5 oz. (Reversible Jaws)	3-1/4"	4-3/4"	3/8"-24 x 4-7/8"	Upper 3/16" Lower 1/8"	Upper 1/4" Lower 1/2"
	1024	5-Ton, 2-Jaw; 1 lb., 12 oz. (Reversible Jaws)	3-1/4"	6"	9/16"-20 x 6-15/16"	Upper 5/16" Lower 1/4"	Upper 3/8" Lower 3/4"
	1026	5-Ton, 2/3-Jaw; 2 lbs., 12 oz. (Reversible Jaws)	3-1/4"	7"	9/16"-20 x 6-15/16"	Upper 5/16" Lower 1/4"	Upper 3/8" Lower 3/4"
	1025	5-Ton, Long 2-Jaw; 2 lbs. (Reversible Jaws)	5-1/2"	6"	9/16"-20 x 6-15/16"	Upper 5/16" Lower 1/4"	Upper 3/8" Lower 3/4"
	1027	5-Ton, Long 2/3-Jaw; 3 lbs., 10 oz. (Rev. Jaws)	5-1/2"	7"	9/16"-20 x 6-15/16"	Upper 5/16" Lower 1/4"	Upper 3/8" Lower 3/4"
	1035	7-Ton, 2-Jaw; 4 lbs., 8 oz. (Reversible Jaws)	5"	9"	11/16"-18 x 9"	Upper 5/16" Lower 11/32"	Upper 1" Lower 1"
	1037	7-Ton, 2/3-Jaw; 6 lbs., 2 oz. (Rev. Jaws)	5"	10-1/2"	11/16"-18 x 9"	Upper 5/16" Lower 11/32"	Upper 1" Lower 1"
	1036	7-Ton, Long 2-Jaw; 5 lbs., 6 oz.	8-3/4"	9-1/2"	11/16"-18 x 9"	11/32"	1"
	1038	7-Ton, Long 2/3-Jaw; 8 lbs., 2 oz.	8-3/4"	11"	11/16"-18 x 9"	11/32"	1"
	1039	13-Ton, 2-Jaw; 10 lbs., 13 oz.	11"	12"	13/16"-16 x 12"	9/16"	1"
	1041	13-Ton, 2/3-Jaw; 16 lbs., 4 oz.	11"	12"	13/16"-16 x 12"	9/16"	1"
	1040	13-Ton, Long 2-Jaw; 13 lbs.	15-1/4"	15-1/2"	13/16"-16 x 12"	9/16"	1"
	1042	13-Ton, Long 2/3-Jaw; 18 lbs., 12 oz.	15-1/4"	17"	13/16"-16 x 12"	9/16"	1"
	1043	17-1/2-Ton, 2-Jaw; 23 lbs.	14-1/2"	14"	1"-14 x 131/2"	13/16"	1-9/32"
	1045	17-1/2-Ton, 3-Jaw; 33 lbs.	14-1/2"	14"	1"-14 x 13-1/2"	13/16"	1-9/32"
	1044	17-1/2-Ton, Long 2-Jaw; 26 lbs.	18-3/4"	16"	1"-14 x 13-1/2"	13/16"	1-9/32"
	1046	17-1/2-Ton, Long 3-Jaw; 37 lbs.	18-3/4"	16"	1"-14 x 13-1/2"	13/16"	1-9/32"
	1047	25-Ton, 2-Jaw; 37 lbs., 8 oz.	15-1/2"	18"	1-1/4"-12 x 15-15/16"	1-1/16"	1-1/2"
	1049	25-Ton, 3-Jaw; 54 lbs.	15-1/2"	18"	1-1/4"-12 x 15-15/16"	1-1/16"	1-1/2"
	1048	25-Ton, Long 2-Jaw; 42 lbs., 12 oz.	22-1/4"	20"	1-1/4"-12 x 15-15/16"	1-1/16"	1-1/2"
	1050	25-Ton, Long 3-Jaw; 60 lbs.	22-1/4"	20"	1-1/4"-12 x 15-15/16"	1-1/16"	1-1/2"




Push-Pullers®

927 10-Ton Capacity Can be used with No. 1123 bearing pulling attachment or No. 679 pulley pulling attachment. May also be used with Nos. 1150, 1151, 1152, or 1153 internal pulling attachments.

938 17-1/2 Ton Capacity Can be used with Nos. 1124 and 1130 bearing pulling attachments or Nos. 679 and 680 pulley pulling attachments. May also be used with Nos. 1150, 1151, 1153, 1165, or 1166 internal pulling attachments.

939 30-Ton Capacity Can be used with Nos. 1126 and 1127 bearing pulling attachments or No. 680 pulley pulling attachment (two 8012 adapters are required to connect 680 to puller). Can be used with No. 1165 internal pulling attachment.




Push-Pullers® Leg Extensions

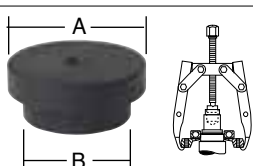
Tool No.	Max. Reach	Max. Spread	Screw Size	Notes / Weight
927	8-1/4"	2-1/8" – 7-1/4"	3/4"-16 x 12"	1/2" of forcing screw tip end is threaded 5/8"-18. No. 1100 legs and No. 24827 leg ends included. Wt., 7 lbs.
Extra Legs (pair) for No. 927 Push-Puller (Reach equals leg length plus 1-1/2" with leg end caps.)				
Tool No.	Leg Length & Wt.		Tool No.	Leg Length & Wt.
1103	4-3/4" 1 lb.		1102	11-3/4" 2 lbs., 4 oz.
1100	6-3/4" 1 lb., 8 oz.		1101	15-3/4" 3 lbs., 4 oz.
Tool No.	Max. Reach	Max. Spread	Screw Size	Notes / Weight
938	11-1/2"	3-1/8" – 11-3/4"	1"-14 x 13-1/4"	Leg ends threaded 5/8"-18. No. 1106 legs and No. 24827 leg ends included. Wt., 20 lbs., 12 oz.
Extra Legs (pair) for No. 938 Push-Puller (Reach equals leg length plus 2" with leg end caps.)				
Tool No.	Leg Length & Wt.		Tool No.	Leg Length & Wt.
1107	4-1/2" 2 lbs., 8 oz.		1105	22-1/2" 9 lbs.
1106	9-1/2" 4 lbs., 8 oz.		1108	30" 11.5 lbs.
1104	16-1/2" 6 lbs., 8 oz.			
Tool No.	Max. Reach	Max. Spread	Screw Size	Notes / Weight
939	10-1/2"	7"-16-1/4"	1-1/2"-12 x 17-1/4"	Leg ends threaded 1"-14. No. 1109 legs and No. 28390 leg ends included. Wt., 44 lbs.
Extra Legs (pair) for No. 938 Push-Puller (Reach equals leg length plus 2" with leg end caps.)				
Tool No.	Leg Length & Wt.		Tool No.	Leg Length & Wt.
1109	8" 8 lbs.		1111	28" 22 lbs.
1110	18" 15 lbs.			

Metric and standard External-Internal Threaded Adapters

For use on the ends of Push-Puller legs or forcing screws when pulling shafts, bearing caps, pinions, etc.



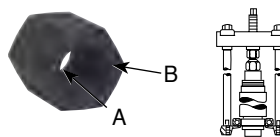
Tool No.	Internal End	External End	Length
Metric Threaded Adapters			
8111	5/8"-18	M6 x 1.0	2-1/4"
8112	5/8"-18	M8 x 1.0	2-1/4"
8113	5/8"-18	M8 x 1.25	2-1/4"
8114	5/8"-18	M10 x 1.25	2-1/4"
8115	5/8"-18	M10 x 1.5	2-1/4"
8116	5/8"-18	M12 x 1.25	2-1/4"
8117	5/8"-18	M12 x 1.75	2-1/4"
8121	5/8"-18	M14 x 1.5	2-1/4"
8122	5/8"-18	M14 x 2.0	2-1/4"
8123	5/8"-18	M16 x 1.5	2-3/4"
8124	5/8"-18	M16 x 2.0	2-3/4"
8125	5/8"-18	M20 x 1.5	2-3/4"
8126	5/8"-18	M20 x 2.5	2-3/4"
8131	5/8"-18	M6 x 1.0	1-5/8"
8132	5/8"-18	M8 x 1.25	1-5/8"
8133	5/8"-18	M10 x 1.5	1-5/8"
8134	5/8"-18	M12 x 1.75	1-5/8"
8135	5/8"-18	M14 x 2.0	1-5/8"
8136	5/8"-18	M16 x 2.0	1-5/8"
8137	5/8"-18	M20 x 2.5	1-5/8"
8141	1"-14	M16 x 1.5	3"
8142	1"-14	M16 x 2.0	3"
8143	1"-14	M18 x 1.5	3"
8144	1"-14	M20 x 1.5	3"
8145	1"-14	M20 x 2.5	3"
8146	1"-14	M22 x 1.5	3"
8147	1"-14	M24 x 2.0	3"
8148	1"-14	M24 x 3.0	3"
Standard Threaded Adapters			
206437	1/2"-20	5/8"-18	2-1/4"
8000	5/8"-18	1/4"-20	2-1/4"
8001	5/8"-18	5/16"-18	2-1/4"
8002	5/8"-18	7/16"-14	2-1/4"
8003	5/8"-18	7/16"-20	2-1/4"
8004	5/8"-18	3/8"-24	2-1/4"
8005	5/8"-18	3/8"-16	2-1/4"
8006	5/8"-18	1/2"-20	2-1/4"
8007	5/8"-18	1/2"-13	2-1/4"
8008	5/8"-18	9/16"-18	2-1/4"
8009	5/8"-18	9/16"-12	2-1/4"
8010	5/8"-18	5/8"-11	2-1/4"
8013	5/8"-18	3/4"-16	2-1/4"
8015	5/8"-18	3/4"-10	2-1/4"
8017	5/8"-18	7/8"-14	2-1/4"
8018	5/8"-18	7/8"-9	2-1/4"
8019	5/8"-18	1"-14	2-1/4"
8022	5/8"-18	1/8" pipe	2-1/4"
8012	1"-14	5/8"-18	3-3/16"
8011	1"-14	5/8"-11	2-1/2"
8014	1"-14	3/4"-16	2-1/2"
8016	1"-14	3/4"-10	2-1/2"
8020	1"-8	5/8"-18	3"
8021	1"-8	1"-14	3"
8023	1-1/4"-12	1"-14	4-1/2"
8024	1-1/4"-12	1-3/4"-12	4-3/4"
8025	1-1/4"-7	5/8"-18	4"
8027	1-1/4"-7	1"-14	4"
8029	1-5/8"-51/2	1"-14	4"
8028	1-5/8"-51/2	1"-8	4"
8030	3/4"-16	5/8"-18	2-1/4"



Step Plate Adapter Sets 8074, 8076 & 8075

Necessary for pulling and installing bearings, gears, or other parts found on hollow shafts or housings. They may be used with Grip-O-Matic® pullers and Push-Pullers®, as well as shop presses. All adapters are available separately.

Tool No.	Set No.	Dia. "A"	Dia. "B"
8057	8074	1"	3/4"
8058	8075	1-1/8"	7/8"
8059	8076	1-1/4"	1"
8060		1-3/8"	1-1/8"
8061		1-5/8"	1-1/4"
8062		1-3/4"	1-3/8"
8063		1-7/8"	1-1/2"
8064		2"	1-5/8"
8065		2-1/8"	1-3/4"




8044 Internal Threaded Adapter Set

For use on the ends of Push-Puller legs or forcing screws to aid in the removal and installation of shafts, axles, and housings.


Tool No.	Internal End "A"	Internal End "B"
8035*	1/2"-20	5/8"-18
8036*	1"-14	1"-14
8037	5/8"-18	5/8"-18
8038	5/8"-18	3/4"-16
8039	5/8"-18	7/8"-14
8040	5/8"-18	1"-14
8041	5/8"-18	1-1/8"-12
8042	5/8"-18	1-1/4"-12
8043*	5/8"-18	1-1/2"-12

*Not included in set No. 8044. Order separately. All adapters are available separately.



Designed to protect shaft centers from distortion when extreme pressures are applied with either Grip-O-Matic® pullers or Push-Pullers. Shaft protectors are available separately.

Tool No.	"A"	"B"	"C" (60°)	"D" (60°)
8050	1-1/2"	3/4"	3/8"	7/16"
8051	1-1/4"	3/4"	3/8"	3/8"
8052	1"	3/4"	3/8"	5/16"
8053	3/4"	3/4"	1/4"	1/4"
8054	5/8"	5/8"	1/4"	1/4"
8055	5/8"	5/8"	3/16"	3/16"



Hydraulic Push-Puller®

No. 1062, 1063 – 17-1/2" Ton Capacity Can be used with Nos. 1124 and 1130 bearing pulling attachments or No. 680 pulley pulling attachment. May also be used with No. 1154 internal pulling attachment. Ends of legs are threaded 5/8"-18. Usable reach: 11-5/8".

Tool No.	Max. Reach	Max. Spread	Screw Size	Notes / Weight
1063	18-1/2"	5-3/4"-11-3/4"	1"-8 x 20"	Puller with No. 1104 legs, No. 24827 leg ends, No. 4120 hyd. ram, No. 32118 adjusting screw, and No. 24814 adjusting crank. 38 lbs.
1062	18-1/2"	5-3/4"-11-3/4"	1"-8 x 20"	Puller only. 22 lbs.
Extra Legs (pair) for No. 1062, 1063 (Reach equals leg length plus 2" with leg end caps.)				
Tool No.	Leg Length & Wt.	Tool No.	Leg Length & Wt.	
1107	4-1/2" 2 lbs., 8 oz.	1105	22-1/2" 9 lbs.	
1106	9-1/2" 4 lbs., 8 oz.	1108	30" 11.5 lbs.	
1104	16-1/2" 6 lbs., 8 oz.			Note: 3/4"-14 thread on leg upper end. ← LEG LENGTH →

No. 1070, 1071 – 30-Ton Capacity Can be used with Nos. 1126 and 1127 bearing pulling attachments or No. 680 pulley pulling attachment (two No. 8012 adapters are required to connect No. 680 to puller). Also may be used with No. 1166 internal pulling attachment. Ends of legs are threaded 1"-14. Usable reach: 12-1/8".

Tool No.	Max. Reach	Max. Spread	Screw Size	Notes / Weight
1071	20-1/2"	7"-16-1/4"	1-1/4"-7 x 24"	Puller with No. 1110 legs, No. 28390 leg ends, No. 4121 hyd. ram, No. 34758 adjusting screw, and No. 27198 adjusting crank. 90 lbs.
1070	20-1/2"	7"-16-1/4"	1-1/4"-7 x 24"	Puller only. 56 lbs. N/A
Extra Legs (pair) for No. 1070, 1071 (Reach equals leg length plus 2-5/8" with leg end caps.)				
Tool No.	Leg Length & Wt.	Tool No.	Leg Length & Wt.	
1109	8" 8 lbs.	1111	28" 22 lbs.	
1110	18" 15 lbs.			Note: 1"-14 thread on leg upper end.

No. 1076 – 50-Ton Capacity Can be used with Nos. 1128 and 1129 bearing pulling attachments. Ends of legs are threaded 1-1/4"-12. Usable reach: 13-3/8". See pages 117 to order threaded adapters for use with these pullers.

Tool No.	Max. Reach	Max. Spread	Screw Size	Notes / Weight
1076	24"	8-1/2"-20-1/2"	1-5/8"-5-1/2" x 30-3/8"	Puller only. 106 lbs.
Extra Legs (pair) for No. 1076 (Reach equals leg length plus 1-1/4"-12 thd. on both leg ends.)				
Tool No.	Leg Length & Wt.	Tool No.	Leg Length & Wt.	
1112	24" 34 lbs.	1113	34" 47 lbs.	

No. 1062 & 1063
Usable reach equals leg length minus 4-7/8" when using leg ends.


No. 1070 & 1071
Usable reach equals leg length minus 5-7/8" when using leg ends.

No. 1076
Usable reach equals leg length minus 10-5/8".

Hydraulic Grip-O-Matic® Puller

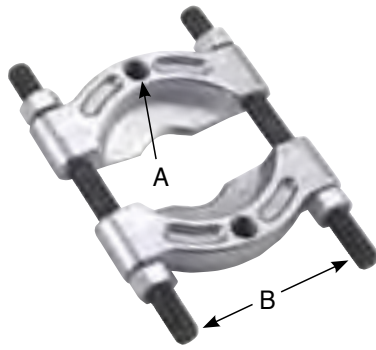
No. 1060-1080 Available in 10 to 50-ton capacities. Reliable single-acting Power Twin ram is matched with a versatile 2-jaw or 3-jaw puller. Lightweight ram can be used in other applications. You also get an adjusting screw, speed crank, and coupler where applicable. Hydraulic pump is not included; see index for pump listings.

Tool No.	MAX Reach	MAX Spread	Ram Capacity & Number	JAW Thickness	JAW Width	Screw Size & Crank No.	Style and Weight
1060	10"	17"	N/A	9/16"	1"	N/A	10-Ton, 2/3-Jaw; Puller Only; 17 lbs.
1065	11-1/2"	16"	17-1/2 Ton, No. 4120	13/16"	1-9/32"	1"-8 x 20" No. 24814	17-1/2 Ton, 2-Jaw; 40 lbs.
1064	11-1/2"	16"	N/A	13/16"	1-9/32"	N/A	17-1/2 Ton, 2-Jaw Puller Only; 24 lbs.
1067	11-1/2"	20"	17-1/2 Ton, No. 4120	13/16"	1-9/32"	1"-8 x 20" No. 24814	17-1/2 Ton, 3-Jaw; 53 lbs.
1066	11-1/2"	20"	N/A	13/16"	1-9/32"	N/A	17-1/2 Ton, 3-Jaw Puller Only; 37 lbs.
1073	19-7/16"	26"	30-Ton, No. 4121	1-1/8"	1-5/8"	1-1/4"-7 x 24" No. 27198	30-Ton, 2-Jaw; 91 lbs.
1072	19-7/16"	26"	N/A	1-1/8"	1-5/8"	N/A	30-Ton, 2-Jaw Puller Only; 59 lbs.
1075	19-7/16"	34"	30-Ton, No. 4121	1-1/8"	1-5/8"	1-1/4"-7 x 24" No. 27198	30-Ton, 3-Jaw; 122 lbs.
1074	19-7/16"	34"	N/A	1-1/8"	1-5/8"	N/A	30-Ton, 3-Jaw Puller Only; 90 lbs.
1080	19-7/16"	44"	N/A	1-1/8"	1-5/8"	N/A	50-Ton, 3-Jaw Puller Only; 187 lbs.



Puller components

	No.	Description	Capacity
	24814	Speed Crank	17-1/2 Ton
	27198	Speed Crank	30 Ton
	29595	Speed Crank	50 Ton
	32118	Adjusting Screw	17-1/2 Ton
	34758	Adjusting Screw	30 Ton
	32698	Adjusting Screw	50 Ton
	39448	Lube for pullers	



Bearing Splitters

No. 1121-1130 These versatile accessories feature "knife-like" edges which are easily placed behind the part to secure a gripping surface, even when clearances are extremely limited. When used with an OTC Grip-O-Matic® puller, puller jaws grip attachment's outer edge; when used with a Push-Puller, puller legs are threaded into the attachment's two tapped holes.

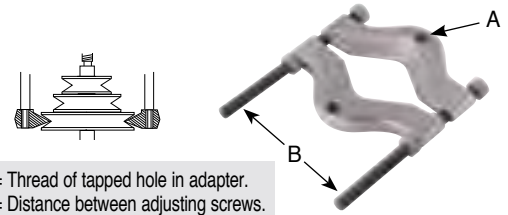
Tool No.	MAX. Spread	MIN. Spread	A	B	Weight	Application
1121	15/16"	1/4"	15/16"-18	1-11/16"	12 oz.	Use with puller Nos. 1020, 1022, & 1023.
1122	2"	1/8"	3/8"-16	2-7/16"	1 lb., 4 oz.	Use with puller Nos. 1024, 1025, 1026, 1027, 7392, & 7393.
1123	4-5/8"	1/2"	5/8"-18	4-3/8"	5 lbs.	Use with puller Nos. 1035, 1036, 1037, 1038, & 927.
1124	5-3/4"	1/2"	5/8"-18	6"	12 lbs.	Use with puller Nos. 1035, 1040, 1041, 1042, 1065, 1063, & 938.
1130	9"	1/2"	5/8"-18	6"	12 lbs., 9 oz.	Use with puller Nos. 1035, 1040, 1041, 1042, 1065, 1063, & 938.
1126	8"	5/8"	1"-14	7-1/8"	19 lbs., 12 oz.	Use with puller Nos. 1047, 1043, & 939.
1127	13-3/8"	3/4"	1"-14	10-1/4"	41 lbs., 12 oz.	Use with puller Nos. 1047, 1073, & 939.
1128	12-7/8"	5"	1-3/4"-12	13"	100 lbs.	Use with puller Nos. 1073, 1079.

A = Thread of tapped hole in adapter.
B = Distance between adjusting screws.

Pulley Pulling Attachments

Attachment clamps down into V-groove to distribute load. Use with Grip-O-Matic® pullers or Push-Pullers.

Tool No.	MAX. Spread	MIN. Spread	A	B	Weight	Application
679	5-7/8"	1-3/4"	5/8"-18	6"	4 lbs., 4 oz.	Use with puller Nos. 1035, 1036, 1037, 1038, and 927.
680	10"	1-5/8"	5/8"-18	10-1/16"	22 lbs., 4 oz.	Use with puller Nos. 1039, 1040, 1041, 1063, 1065, and 938.




A = Thread of tapped hole in adapter.
B = Distance between adjusting screws.

Internal Pulling Attachments

Approved by leading bearing manufacturers, OTC's internal pulling attachments remove bearing cups, oil seals, bushings, and other parts from blind holes quickly and easily. Each attachment is designed for use with a corresponding Push-Puller or slide hammer assembly.

Tool	JAW Spread	JAW Reach	A	B	Weight	Application
1153	1-1/2"-5"	2-1/8"	1"-14	5/8"-18	4 lbs., 4 oz.	Use with Nos. 927 and 938 Push-Pullers, 1155 and 1156 slide hammer pullers, or 24832 and 24833 puller screw.
1150	1-1/2"-6"	4"	1"-14	5/8"-18	4 lbs., 4 oz.	
1152	1-1/2"-6"	4"	-	5/8"-18	3 lbs., 8 oz.	
1151	1-1/2"-7"	5-1/4"	1"-14	5/8"-18	4 lbs., 8 oz.	Use with Nos. 927 and 938 Push-Pullers, 1155 and 1156 slide hammer pullers, or 24832 puller screw.
1165	3"-9"	5-7/8"	1-1/2"-12	1"-14	13 lbs., 8 oz.	Use with No. 939 Push-Puller.
1154	1-1/2"-9"	4"	1"-8	5/8"-18	4 lbs., 8 oz.	Use with No. 1063 hyd. Push-Puller.
1166	3"-9"	5-7/8"	1-1/4"-7	1"-14	13 lbs., 8 oz.	Use with No. 1071 hyd. Push-Puller.
Puller Screws						
24832	13-3/4" long			5/8"-18	1 lb.	Use with Nos. 1150, 1151, 1152, and 1153. Acts as a regular forcing screw when threaded directly into the block of pulling attachment.
24833	5-1/2" long			5/8"-18	6 oz.	Use with Nos. 1150, 1152, and 1153. Acts as a regular forcing screw when threaded directly into the block of pulling attachment.



A = Thread of tapped hole in adapter.
B = Distance between adjusting screws.

4420

Pilot Bearing Pulling Attachment

- Use to pull a pilot bearing from the end of the crankshaft.
- Interchangeable jaws. One set of jaws covers a spread of 1/2" to 1-1/2". Other set of jaws covers a spread of 3/8" to 1-3/8". Both sets of jaws have a reach of 1".
- Reach has a min/max range of 3/16" to 1-1/4".
- Puller attaches to OTC and other slide hammers with 5/8"-18 thread.



4421

Pilot Bearing Pulling Attachment

- Removes pilot bearings, thrust washers, and smaller bearings hidden in a shaft or housing.
- Jaws require a minimum of 5/8" opening and can range up to a max of 1-1/2" diameter.
- Min/Max reach is 1/8" to 1".
- Works with both 5/8 - 18 as well as M18-1.5 threaded hammer shanks.




4422

Pilot Bearing Puller

- Use to pull a pilot bearing from the end of the crankshaft.
- A restriction plate catches the bridge and prevents the jaws from spinning when force is engaged.
- The "Tee Handle" design is easy-to-use and eliminates need for other tools.
- Spread covers ranges of 1/2" to 1-1/2" and 3/8" to 1-3/8".
- Reach has a min/max range of 3/16" to 1-1/4".



Reversible-Jaw Slide Hammer Pullers




2-Jaw Spread				3-Jaw Spread				Overall Length
Inside		Outside		Inside		Outside		
Min.	Max.	Min.	Max.	Min.	Max.	Min.	Max.	
1-1/4"	3-1/2"	1"	4-1/2"	1-1/2"	4-1/4"	1-1/2"	4-1/2"	27"

Reversible-Jaw Slide Hammer Pullers

Here are two extremely versatile pullers, which will accomplish many pulling jobs involving gears, bearings, outer races, grease retainers, oil seals, etc. Either two or three puller jaws may be used to handle "inside" pulling jobs such as bearing cups and outer races, as well as regular "outside" pulling jobs. The basic slide hammer unit can be removed and used independently. The No. 1177 slide hammer puller has a 5 lb. hammer, and the No. 1176 has a 2-1/2 lb. hammer.

1176 – Puller with 2-1/2 lb. hammer, 2-way and 3-way head, 27" long.

1177 – Same as 1176, except has a 5 lb. hammer.




Spread		Reach	Overall Length
Min.	Max.		
1-5/8"	6"	4"	28"

Slide Hammer Pullers with Cup Pulling Attachments

These pullers combine a basic slide hammer unit with a No. 1152 internal pulling attachment (described on page 211). Ideal for removing bearing cups, outer races, and oil seals from blind holes. Upon removal of the internal pulling attachment, the basic slide hammer unit, which has a 5/8"-18 threaded end, may be used with various adapters for a multitude of pulling jobs.

1157 – Slide hammer puller, consisting of an 1152 internal pulling attachment and an 1156 basic slide hammer unit with a 2-1/2 lb. hammer.

1158 – Slide hammer puller (not shown), consisting of an 1152 internal pulling attachment and an 1155 basic slide hammer unit with a 5 lb. hammer.



Basic Slide Hammer Units


May be used with an OTC internal pulling attachment (page 119), or with internal or external-internal threaded adapters (page 117).

1155 – Slide hammer unit is 24" long with a 5 lb. hammer, 5/8"-18 threaded end.

1156 – Slide hammer unit is 24" long with a 2-1/2 lb. hammer, 5/8"-18 threaded end.

6501 – Slide hammer unit is 17" long with a 1-3/4 lb. hammer, 1/2-20 threaded end.

6541 Pulling Hook




- This slide hammer puller attachment is used to remove seals, bearings, and other press-fit parts.
- Designed to be used with OTC No. 1155 (5 lb.) or No. 1156 (2-1/2 lb.) slide hammer, or other slide hammers having 5/8-18 threads.

27315 Pulling Hook



- This slide hammer puller attachment is used oil seals and bearing in situations where conventional methods won't work.
- Designed to be used with OTC No. 1155 (5 lb.) or No. 1156 (2-1/2 lb.) slide hammer, or other slide hammers having 5/8-18 threads.



Tool No.	Reach	I.D. Spread		Wt. (lbs./oz.)
		Min.	Max.	
1170	3/4"	1/2"	1-1/2"	4 / 14
1171	1"	7/8"	2-1/8"	4 / 14
1172	1-3/4"	1/2"	2"	4 / 14

Pilot Bearing Pullers

These very versatile pullers are built specially for inside pulling jobs, and particularly for removing flywheel pilot bearings on automobiles, trucks, and tractors. Also very practical for pulling motor, generator, and magneto bearings.



Special Slide Hammer Puller

Ideal for pulling jobs in very close quarters, as in removal of small-bore bushings, bearings, oil seals, etc. Internal pulling attachment has a jaw spread of 1/2" to 1-3/8", adjusted by turning the slide hammer handle. Handle end has a 1/2"-20 thread.

1173 – Slide hammer puller with head assembly.

1174 – Head assembly only.

5028

Slide Hammer Puller


Just 8-1/2" long to fit into tight spots, but its 1-1/2 pound hammer gives you a little extra muscle for stubborn jobs. It's perfect for pulling injector nozzles. The shank is threaded 1/2"-20 and has a 5/8"-18 threaded adapter included. Works with many OTC pulling attachments.



7703

Ten-Pound Slide Hammer Puller

This heavy-duty slide hammer puller gets tough with those really stuck parts. It has all the features of our smaller versions – heat treated, 24" long, and a 5/8"-18 threaded end to adapt to any of OTC's pulling attachments. The difference is the ten-pound hammer that gives you the extra muscle for really stubborn pulling jobs.



Sliding Hammers

22185 – 2-1/2 lb. sliding hammer.

34331 – 5 lb. sliding hammer.






1178
Slide Hammer Puller Set

This useful set contains OTC's popular No. 1176 reversible-jaw slide hammer puller, plus an assortment of special jaws and adapters. You get all the versatility of the No. 1176 (described fully on page 120), plus attachments for pulling various size pilot bearings, oil seals, bushings, timing gears, harmonic balancers, and other tightly fitted parts!

Set No. 1178 consists of:	
No.	Description
1176	Reversible-jaw slide hammer puller with 2-1/2 lb. hammer
44195	Medium jaw (3 include)
32054	Pilot bearing jaw (3 include)
44148	Long jaw (3 include)
27315	Puller hook. Removes oil seals, bearings, etc.
27241	2-way cross head
36578	Cross block. Removes timing gears, harmonic balancers, pulleys, other parts having tapped holes. Uses cap screws up to 3/8" diameter. Spread with 3/8" dia. cap screws: 1-7/8" – 5-5/8".

2-Jaw Spread				
Tool No.	Inside		Outside	
	Min.	Max.	Min.	Max.
44195	1-1/2"	4-1/2"	3/4"	5"
32054	3/4"	2-3/8"	–	–
44148	2-3/4"	5-1/2"	3/4"	7-1/2"
34698	1-1/4"	3-1/2"	1"	4-1/2"

3-Jaw Spread				
Tool No.	Inside		Outside	
	Min.	Max.	Min.	Max.
44195	1-1/2"	4-3/4"	1"	4-1/2"
32054	1"	2-3/4"	–	–
44148	3-1/4"	6-1/4"	1"	6-1/4"
34698	1-1/2"	4-1/2"	1-1/2"	4-1/2"



6627
Grip Wrench Adapters

- For grip wrenches using single-lead thread adjusting screw.
- Adapter threads onto a slide hammer with a 5/8"-18 thread.

205378 – Grip wrench threads onto a 7/16"-14 end of adapter for pulling use.

557479 – Grip wrench threads onto a 5/16"-18 end of adapter for pulling use.

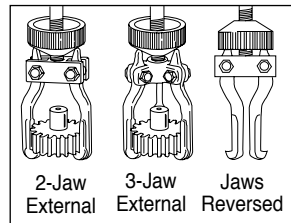
557480 – Grip wrench threads onto a 1/4"-20 end of adapter for pulling use.



1179
"Silver Slapper" 8-Way Slide Hammer Puller Set

You can pull flange-type rear axles, stubborn oil seals and bearings, and other press-fit parts. Jaws can be set up for 2/3-way internal or external pulling jobs.

Application Examples



Set No. 1179 consists of:	
No.	Description
1155	Slide hammer with 5 lb. hammer
7372	Rear axle pulling attachment
24544	3-way cross-head
24545	Cone
27241	2-way cross-block
27315	Puller hook attachment
34698	Pulling jaws (3) for internal or external pulling jobs
205378	Grip wrench adapter w/single lead (wrench not included)
205377	Dent puller attachment

4579
9-Way Slide Hammer Puller Set

5 lb. Hammer in Polished Chrome Finish.



- Pulls flange-type rear axles and most front-wheel drive hubs.
- Internal and external jaws provide a variety of combinations to pull bearings, gears and seals.
- Two- and three-way cross blocks and cone provide the perfect jaw configuration for most jobs.
- Set also includes a grip wrench adapter and a dent puller attachment for sheet metal or other unique pulling requirements.
- Designed for use with other OTC 5/8"-18 thread slide hammer attachments.
- Packaged in blow-molded case.



7792
Rear Axle Puller Set

The tools you need for flange-type rear axle and bearing removal on most late model passenger cars and light trucks. Set includes the No. 7374 rear axle pulling plate and a 5 lb. slide hammer. The axle bearing pullers, used with the slide hammer, make short work of removing semi-floating rear axle bearings.

Set No. 7792 consists of:	
No.	Description
7374	Rear axle pulling plate with a 5 lb. slide hammer.
7495A	Rear axle bearing puller. Fits a min. bearing tube I.D. of 1" and a max. axle tube I.D. of 1-7/8".
7496A	Rear axle bearing puller. Fits min. bearing tube I.D. of 5/16" and max. axle tube I.D. of 2-3/8".
7497A	Rear axle bearing puller. Fits min. bearing tube I.D. of 1-3/8" and max. axle tube I.D. of 2-7/8".
27315	Puller hook for use with 5 lb. slide hammer in set. Removes oil seals, bearings, etc.



8-Way and 10-Way Slide Hammer Puller Sets

Our two most popular slide hammer puller sets—the Silver Slapper and the Silver Slapper Plus—now come packaged in a convenient plastic, blow-molded carrying/storage case. They're the same great sets with the same versatile pullers and attachments, now made even better with the addition of an organizer case. Or, if you already own either our No. 1179 or No. 1189 puller sets, we offer the plastic case separately. The case will hold either set.

7947 – Eight-way slide hammer puller set. Same contents as No. 1179 Silver Slapper set, but includes plastic carrying/storage case.

7948 – Ten-way slide hammer puller set.

63106 – Puller storage case. Blow-molded plastic.

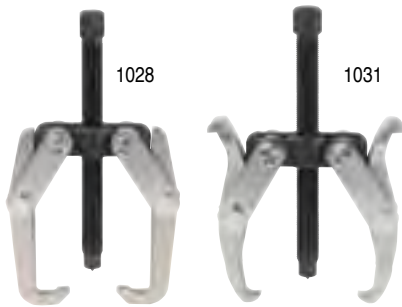


OTC "GripLock" Pullers

Manufactured to our rigorous specifications to ensure the quality professionals expect from OTC.

- Pressure bearing yoke cap holds jaws in place for ease of set up - in any orientation.
- 2 or 3 jaw application.
- Both external and internal pulling action.
- "Live Center" action forcing screw.
- Professional finished for long lasting durability...

- 464** – Puller with a 4" maximum reach, 3" to 4" spread.
- 465** – Puller with a 7" maximum reach, 3" to 7" spread.



Differential Bearing Pullers

For removing differential side carrier bearings on a wide variety of passenger cars and light trucks. Use with step plate adapter Nos. 8060, 8061, 8063, and 8064. (Step plate adapters are not included with 1028 or 1031. See page 117.)

- 1028** – Puller with a 3-1/2" maximum reach, 1-1/4" to 4-1/2" spread. Primarily for servicing Ford products.
- 1031** – Puller with a 3-1/4" maximum reach, 6" maximum spread. For servicing most General Motors, American Motors, and Chrysler products.

Bearing Cup Remover

Ideal for servicing hubs on today's popular front-wheel-drive small cars. The cone holds the jaws in place during pulling. Perfect for pulling internal bearing cups, seals, bushings, etc. Jaw spread: 15/16" to 3-1/4", reach to 3-1/2". Use with any slide hammer having a 5/8"-18 thread (OTC No. 1155 or No. 1156 or the No. 927 Push-Puller).



- 6542** – Bearing Cup Remover.
- 7136** – Bearing Cup Remover. Similar to Ford 308-047.

4520

Differential Side Bearing Pullers

- Use to remove differential side carrier bearing. Works on a wide variety of cars and light-duty trucks.
- Includes four step plate adapters to fit carrier bearings.
- Reach: 1-5/8". Spread: 2-5/8" to 3-3/8". Forcing screw is 3/4"-16 x 6-11/16" lg.

Set includes:

- | Part No. | Description |
|---------------|--------------------------------------|
| 4520-1 | Forcing Screw / Cross Block Assembly |
| 4520-2 | Puller Jaws / Pins (set of two each) |
| 4520-3 | Puller Jaws Retaining Yoke |
| 4520-4 | Step Plate Adapters (set of four) |
| | 15/16" – 1-11/32" diameter |
| | 1-1/8" – 1-1/2" diameter |
| | 1-1/4" – 1-5/8" diameter |
| | 1-1/8" – 1-3/4" diameter |



Specifications

- Reach:** 1-5/8"
- Spread:** 2-5/8" on inside holes in crossbar
3-3/8" on outside holes in crossbar
- Forcing screw:** 3/4"-16 mm x 6-11/16" lg.
- Adapter sizes:** 15/16" to 1-3/4" diameter

1181

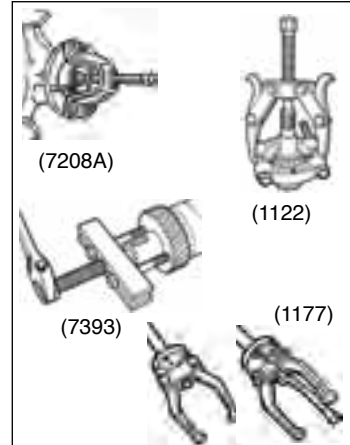
Multipurpose Puller Set

This assortment of puller tools gives you a wide range of job versatility. You get a 5 lb. slide hammer puller, hub puller, two sizes of OTC Grip-O-Matic® jaw-type pullers, a bearing pulling attachment, plus a cross-bar gear and pulley puller, all contained in a handy plastic storage case.



Set No. 1181 consists of:

No.	Description
1177	Slide hammer puller with a 5 lb. hammer, 2-way and 3-way heads. Reversible: either two or three jaws may be used to handle both "inside" and "outside" pulling jobs.
7208A	Front hub puller for servicing front-wheel-drive cars. Includes a spare locknut, which permits use with a No. 1177 slide hammer for rear axle flanges.
1023	2-ton combination 2- or 3-jaw Grip-O-Matic puller. Has 3-3/8" max. reach, 4-3/4" max. spread.
1027	5-ton combination 2- or 3-jaw Grip-O-Matic puller. Has 5-1/2" max. reach, 7" max. spread.
7393	Bar-type gear and pulley puller with a 5-1/2" long screw. Includes two hex head cap screws, 3/8"-16 x 3" long. Spread range: 1-1/2" to 4-1/4".
1122	Bearing pulling attachment for use with No. 1027 and No. 7393 pullers. Has 2" max spread, 1/8" min. spread.



1184

Cone-type Puller

Reversible jaws permit handling of both internal and external pulling jobs. The 2-way/3-way head permits assembly of puller to suit the job at hand. Turning the cone on the puller head securely locks its jaws on the part to be removed. Puller reach: 2-7/8"

- | | |
|--------------------------|--------------------------|
| 2-jaw spread: | 3-jaw spread: |
| Inside: 1-1/2" to 4-1/2" | Inside: 1-1/2" to 4-3/4" |
| Outside: 3/4" to 5" | Outside: 1" to 4-1/2" |

Pilot

Bearing Pullers

Designed to pull flywheel pilot bearings in close quarters where a slide hammer cannot be used. Operates on many models with engine in chassis.

- 7318** – Pilot bearing puller. Capacity: 1/2" to 1-1/2". I.D. reach: 3/4".
- 7319** – Pilot bearing puller. Capacity: 7/8" to 2". I.D. reach: 1".






981
Blind Hole Puller Set

This set provides a complete selection of expanding collets ranging in size from 5/16" to 1-3/4". Collet is placed through bore of part to be removed, then expanded with actuator pin so that lips of collet secure a positive grip for pulling. Force is exerted by means of a forcing screw and a bridge assembly or a slide hammer. Individual pieces can be ordered separately.

Set No. 981 consists of:

No.	Description	No.	Description
24835	Forcing screw	33857	Collet 3/8" to 7/16"
24836	Forcing screw nut	33858	Collet 7/16" to 1/2"
22185	2-1/2 lb. hammer	33859	Collet 1/2" to 5/8"
208627	Shank and tee bar assembly	33860	Collet 5/8" to 3/4"
28250	Actuator pin, 1/8" dia., for use with collets 33856 & 33857	33861	Collet 3/4" to 7/8"
28253	Actuator pin, 3/16" dia., for use with collets 33858-33862	33862	Collet 7/8" to 1"
28256	Actuator pin, 1/2" dia., for use with collets 33863-33865	33863	Collet 1" to 1-1/4"
28323	Metal box	33864	Collet 1-1/2" to 1-3/4"
33856	Collet 5/16" to 3/8"	33865	Collet 1-1/2" to 1-3/4"
		41331	Bridge



4581
Blind Hole Bearing Puller Set

- For pulling jobs requiring an internal pull.
- Set includes four collets, which fit a wide range of applications. Select the appropriate sized collet by comparing it with the application. Insert the collet, expand it to fit the hole, then attach the slide hammer.
- Four collet sizes: 7/16" to 1/2", 9/16" to 11/16", 5/8" to 1", and 1" to 1-1/4".
- Set includes a 2-1/2 lb. slide hammer with a T-handle.
- Housed in a blow-molded plastic storage case.



4536
A/C Clutch Pulley Puller Set

- For removal of stubborn air conditioning clutch pulleys. Also can be used on many alternator, generator, power steering, and crankshaft pulleys, harmonic balancers, and fiber timing gears.
- Set includes drop-forged components: one 3/4"-16 x 5" live center forcing screw, 5-1/2" crossbar with 3 spread settings, two pairs of jaws, and a clamp bolt.
- Spread: 3" to 5"; Reach: 1" to 5".
- Includes a blow-molded plastic case.



4517
7-Ton Bar-Type Puller/Bearing Separator Set

- Includes a Bearing Splitter with 4" capacity, two sets of hex push puller legs, a 8" bar type puller head mated with a custom thread forcing screw.
- Now service and maintenance professionals have a Puller/Bearing set for tough jobs, up to 7-tons, larger applications, and greater reach 8" to 16".
- As a stand alone puller/bearing splitter set or as a compliment to the 4518 version, the 4517 7-Ton Puller/Bearing Separator Set gives your maintenance/service shop the expanded capability to keep more business in house.



4532
7-Ton Multi Purpose Bearing and Puller Set

- Offers a bearing/pulley tool solution featuring a classic "H" Bar style puller block accommodating 7" to 11" application spread.
- Comes with 2 sets of forged jaws for a pulling reach range of 5" to 9" – tempered for heavy-duty applications. (Jaws from OTC's 4534 are interchangeable) Two forcing screws are included for short and long pulls.
- Where a Push Puller is the best pulling choice and threaded holes are not available, the 4532 provides technicians and shops with a solution for many applications like heavy-duty pinion bearings, side bearings, alternators, generators, power steering and crankshaft pulleys, timing gears and harmonic balancers.
- Deep set transmission gears and A/C clutches. Roller gears on tracked vehicles, locking collars on pivot shafts.



4534
Multipurpose Bearing and Pulley Puller Set

- For a wide range of pulling jobs, including: bearings, alternators, generators, power steering and crankshaft pulleys, timing gears, and harmonic balancers.
- Set includes drop-forged components, which can be used in a variety of combinations. Contents of Set: 2 – Forcing Screws (Live Center): 3/4"-16 x 6-11/16" and 3/4"-16 x 5" 2 – Cross-bar Yokes: 3 pin-hole @ 3-1/4" to 5-1/2", 2 pin-hole @ 2-3/8" to 3-3/8" 2 – Clamp Bolts 3 – Pairs of Puller Jaws: 1-3/8" Max, 1-5/8" Max, 1-3/4" Max 1 – Pair of Jaw Pins with Ball Spring 3 – Pairs of Capped Bolts
- Spread: 3" to 5", Reach: 1" to 2-1/4"
- Housed in a blow-molded plastic storage case.



4518
5-Ton Bar-Type Puller/Bearing Separator Set

- This combination set includes our two most popular bearing "splitters" (2" and 3"), four sets of hex push-puller legs and a bar-type puller head with a 9/16" forcing screw. Separator tools are used with bar puller and legs for a wide variety of pulling jobs.
- The 5" puller cross-bar with a 6-1/4" forcing screw or each of the bearing separators may also be used separately or in combination with other pullers or tools.
- A blow-molded plastic storage case keeps set contents organized and protected from loss.

Tool No.	Min. Spread	Max. Spread	Tapped Holes	Distance Between Adj. Screws
4518-2	3/16"	2-3/8"	3/8-16	2-3/8"
4518-3	1/2"	2-3/8"	3/8-16	3-9/16"



1182 Lock-on, Jaw-type Puller Set

Components can be assembled to create several versatile puller versions for both internal and external pulling tasks. The puller head is turned to securely lock the jaws onto the part being removed. Both a 2-way and 3-way puller head are included, plus three long-reach and three short-reach puller jaws. Plastic storage box included. Easily removes gears, bearings, timing gears, harmonic balancers, and other press-fitted parts.




1183 Bearing Splitter Combo Set

This combo pack contains four of OTC's most popular bearing splitters, plus a pulley pulling attachment. A rugged organizer case is included, enabling you to keep the tools together for instant use.

62885
Organizer case only (for 1183).


Set No. 1183 consists of:	
No.	Description
1121	Bearing splitter. Has 15/16" max. spread and 1/4" min. spread.
1122	Bearing splitter. Has 2" max. spread and 1/8" min. spread.
1123	Bearing splitter. Has 4-5/8" max. spread and 1/2" min. spread.
1130	Bearing splitter. Has 9" max. spread and 1/2" min. spread.
679	Pulley pulling attachment with a 5-7/8" max. and 1-3/4" min. spread.



1180 10-Ton Capacity Push-Puller Set

Contains three popular OTC bar-type pullers in one versatile set, packed in a handy plastic storage case. Tools included permit damage-free pulling of gears, bearings, harmonic balancers, and other parts having tapped holes. Ideal for servicing heavy-duty trucks, off-road construction equipment, and machinery.

Set No. 1180 consists of:	
No.	Description
927	10-ton Push-Puller, 8-3/8" reach, 2-1/8" to 7-1/4" spread. 6-3/4" puller legs. Other leg sizes are available separately. (See pages 117-118.)
522	Gear and pulley puller; spread range when used with 1/2" cap screws: 2" to 7-3/4". Cap screws not included.
7393	Gear and pulley puller with standard 5-1/2" forcing screw, plus special 13" forcing screw. Includes two hex head cap screws, 3/8"-16 x 3" long. Special range: 1-1/2" to 4-1/4".



Gear and Pulley Pullers

These tools are perfect for removing timing gears, fan pulleys, harmonic balancers, and many other parts having tapped holes.

- Each puller will spread from 1-1/2" to 4-1/4". The puller blocks are 4-7/8" wide.
- Includes two hex head cap screws, 3/8"-16 x 3" long.

7392 – Puller with 13" long screw.

7393 – Puller with 5-1/2" long screw.




Similar to Ford
D80L-522-A, 303-D025

522 Large Gear and Pulley Puller

Using this tool, you can easily remove a wide range of gears, pulleys, or other parts that have tapped holes.

- The puller will spread from 2" to 7-3/4". Its block is 8-1/4" wide, and its forcing screw is 3/4"-16 x 11-5/8" long.
- Accommodates any cap screws up to 1/2" diameter.



4526 Heavy-Duty Single Pressure Beam Bearing Splitter Set

- Single point of adjustment allows quick attachment of splitter to the application.
- Pressure beam provides the ultimate in secure gripping surface.
- Push Puller is thread matched to the splitter.
- Interchangeable legs shorten or lengthen the range of pull.
- Designed of high quality tool grade materials for a lifetime of use.
- For use on most bushing or bearing jobs up to 4" in diameter.



4527 5-Ton Single Pressure Beam Bearing Splitter Set

- Single point of adjustment allows quick attachment of splitter to the application.
- Pressure beam provides the ultimate in secure gripping surface.
- Push Puller is thread matched to the splitter.
- Interchangeable legs shorten or lengthen the range of pull.
- Designed of high quality tool grade materials for a lifetime of use.
- For use on most bushing or bearing jobs up to 3" in diameter.



7403 Steering Wheel, Pulley, and Flywheel Puller

Here's a puller that works in a variety of applications. It pulls steering wheels on most late model cars. It also works as a regular 2/3-way puller to remove pulleys and small engine flywheels. Cap screws included (pairs): 3/8-16 x 3-1/2 in.; 5/16-18 x 3-1/2 in.; 5/16-24 x 3-1/2 in.; M8-1.25 x 90 mm; and 5/16-18 x 4 in. (SIR).

- Works on domestic cars with or without collapsible steering columns.





7790

Flange-Type Puller Set (Grade 5)

- Versatile puller capable of removing a wide variety of components having tapped pulling holes, including harmonic balancers, gears, crankshaft pulleys, etc.
- Capable of handling 2- or 3-way bolt pulling applications.
- Works on many cars, pickups, SUVs, and small engines.
- Carries the OTC Lifetime Marathon Warranty® against defects in workmanship and material.

Contents of set:

- Puller flange: adapts to bolt circle dia. of 1-1/2" to 4-5/8".
- Forcing screw: 5-5/8" lg., 5/8-18 thread.
- Shaft protector: 1-3/16" dia. x 3/4" thick.
- Three each of the following flat washers: 1/4"; 5/16"; 3/8".
- Three each of the following bolt sizes:

1/4"-28 x 3" lg.	5/16"-24 x 3" lg.
5/16"-18 x 3-1/2" lg.	5/16"-18 x 6" lg.
3/8"-24 x 1-1/2" lg.	3/8"-16 x 2" lg.
3/8"-16 x 3" lg.	3/8"-16 x 4-1/2" lg.
M8 x 1.25 x 45 mm lg.	M8 x 1.25 x 65 mm lg.
M8 x 1.25 x 90 mm lg.	M10 x 1.5 x 35 mm lg.



6294

Flange-Type Puller Set (Grade 8)

- Versatile puller capable of removing a wide variety of components having tapped pulling holes, including harmonic balancers, gears, crankshaft pulleys, etc.
- Capable of handling two- or three-way bolt pulling applications.
- Works on many cars, pickups, SUVs, and small engines.
- Bolts are heat treated to meet Grade 8 hardness.
- Carries the OTC Lifetime Marathon Warranty® against defects in workmanship and material.

Contents of set:

- Puller flange: adapts to bolt circle diameters of 1-1/2" to 4-1/4".
- Two forcing screws: 6" long and 3" long.
- Two pointed forcing screw center tips.
- Two flat forcing screw center tips.
- Special stepped bolts – 1990-2005 GM 3300-3800 V6 crankshaft pulleys.
- Three each of the following washer head bolts:

1/4"-28 x 3" lg.	5/16"-24 x 3" lg.
5/16"-18 x 3-1/2" lg.	3/8"-24 x 1-1/2" lg.
3/8"-16 x 2" lg.	3/8"-16 x 3" lg.
3/8"-16 x 4-1/2" lg.	M8 x 1.25 x 45 mm lg.
M8 x 1.25 x 65 mm lg.	M8 x 1.25 x 90 mm lg.
M10 x 1.5 x 35 mm lg.	



7793

Master Bolt Grip Set (Grade 8)

- Multi-Purpose applications such as steering wheels, flywheels, harmonic balancers, pulleys and gears with tapped holes.
- Includes special stepped bolts for 1990–2005 GM 3300-3800 V6 crankshaft pulleys.

Contents of set:

- 4-way slotted puller yoke and 2 lengths of hardened "live-center" forcing screws - a set of 3 interchangeable forcing screw tips is included to optimize pressure and prevent "walking".
- Blow molded case to prevent spilling and each bolt size is molded into the storage compartment.
- Three each of the following bolt sizes:

M8 x 1.25 x 90mm	M8 x 1.25 x 45mm
1/4-28 UNF x 3"	M8 x 1.25 x 65mm
5/16-24 UNF x 3"	5/16-18 UNC x 3.5"
3/8-24 UNF x 1.5"	3/8-16 UNC x 2"
3/8-16 UNC x 3"	3/8-16 UNC x 4.5"
M10 x 1.5 x 35mm	
- Special Stepped Bolts – 1990 & Newer



525

Flange-Type Puller Combination

Two specialty pullers in one box. You get a flange-type puller for removal of harmonic balancers, timing gears, and other parts with two or three tapped holes. You also get a steering wheel, pulley, and flywheel puller. 525 includes: flange-type puller and steering wheel puller with four sets of cap screws.

6930

Flange-Type Puller Combination


Heavy-duty flange puller features a live center forcing screw. Includes two live center forcing screw tips and two sets of commonly used automotive bolts. Puller will work on bolt circles from 1-1/2" to 4-1/4". Three cap screws, 3/8-24 x 3" long, and three cap screws, 3/8-16 x 3" long.



518

Flange-type Puller


- Pulls harmonic balancers, timing gears, and other parts having two or three tapped holes.
- Slotted holes in puller body permit cap screws to be positioned to handle bolt circle diameters from 1-1/2" to 4-5/8"
- Three each of two cap screw sizes included: 3/8"-24 x 3" long and 3/8"-16 x 3" long.



PA7

7-Ton Capacity Four-In-One™ Puller Set

With the parts included in the PA7, you can quickly assemble a 2/3-jaw puller with standard or long reach. 7-ton capacity, the max. reach of 8-3/4", and max. spread of 11" make it ideal for hundreds of pulling jobs. PA7 includes; 7-ton cap. Standard jaw max. reach: 5". Max. spread: 10-1/2". Long jaw max. reach: 8-3/4". Max. spread: 11".




1677
17-1/2 Ton Capacity Puller Set

This puller set gives you the versatility you want and the tonnage capacity you need to tackle parts removal and installation on many models of cars, trucks, tractors, power shovels, road building machinery, etc. Maintenance operations involving the removal and replacement of gears, bearings, wheels, and other press-fit parts can be done with ease.

Set No. 1677 consists of:

No.	Description	No.	Description
938	Push-Puller with 9-1/2" legs		Internal threaded adapters
1104	16-1/2" legs for 938 (pair)	8037	5/8"-18 x 5/8"-18
1024	2-jaw puller	8038	5/8"-18 x 3/4"-16 (2)
1036	2-jaw puller	8039	5/8"-18 x 7/8"-14
1039	2-jaw puller	8040	5/8"-18 x 1"-14
1130	Bearing splitter	8041	5/8"-18 x 1-1/8"-12
		8043	5/8"-18 x 1-1/2"-12



1675
13-Ton Capacity Puller Set

This versatile 13-ton capacity puller set removes gears, bearings, shafts, pinions, bearing outer races, and other tightly fitted parts. The set includes a Push-Puller, Grip-O-Matic® pullers, bearing pulling attachments, specialized pullers, and many accessories. You can work on all makes and models of cars and light trucks with this set.

1620

Board (3' x 4') for storing No. 1675 set (not included with set).

Set No. 1675 consists of:

No.	Description	No.	Description
927	Push-Puller with 6-3/4" legs	1176	Slide hammer puller
1101	15-3/4" legs for 927 (pair)	7310A	Pitman arm puller
1022	2-jaw puller	8075	Step plate adapter set
1024	2-jaw puller	8035	Internal threaded adapter: 1/2"-20 x 5/8"-18 (2)
1035	2-jaw puller	8044	Internal threaded adapter set
1039	2-jaw puller	1152	Bearing cup pulling attachment
7392	Gear and pulley puller	1121	Bearing splitter
518	Flange-type puller	1122	Bearing splitter
7403	Steering wheel puller	1123	Bearing splitter
1170	Pilot bearing puller		

1676
Strong Box Puller Set



Here's a set of pullers that gives you almost unheard of versatility. You get eight pullers, five attachments, and extra puller jaws. They enable you to pull gears, bearings, pulleys, wheels, and more on cars and light trucks. All these tools are contained in a rugged, lockable metal storage cabinet you can either mount on a wall or stand on a work bench, so they are handy when you need them. Just imagine the jobs you can do with this set!

18886

Storage box only. 29-1/2" wide x 25-3/4" high x 10" deep.

Set No. 1676 consists of:

No.	Description	No.	Description
1026	2/3-jaw puller	7311A	Pitman arm puller
1037	2/3-jaw puller	1122	Bearing splitter
7392	Gear and pulley puller	1123	Bearing splitter
518	Flange-type puller	7372	Rear axle pulling adapter
7403	Steering wheel puller	43888	Long jaws for No. 1026 (3)
1170	Pilot bearing puller	43892	Long jaws for No. 1037 (3)
1177	Slide hammer puller	18886	Metal storage box



For product videos visit

otctools.com



Hydraulic Puller Sets

17-1/2-, 30-, and 50-Ton Capacity – Individual items in the sets are fully described elsewhere in this catalog. . . consult index.

1688 – 17-1/2 ton capacity hydraulic puller set.

1689 – 30-ton capacity hydraulic puller set.

1690 – 50-ton capacity hydraulic puller set.

No.	Description	1688	1689	1690
HYDRAULICS				
4002	Single stage hydraulic hand pump Assy.	x	x	x
4120	17-1/2 ton ram with threaded insert	x		
4121	30-ton ram with threaded insert		x	
4122	50-ton ram with threaded insert			x
24815	Tee adapter	x	x	x
9650	Pressure gauge	x	x	x
9767	Hydraulic hose – 6 foot	x	x	x
9798	Hose half coupler with dust cap	x	x	x
PULLERS				
1062	17-1/2 ton Push-Puller with 16-1/2" legs	x		
1066	17-1/2 ton 3-jaw hydraulic puller	x		
1070	30-ton hydraulic Push-Puller with 18" legs		x	
1074	30-ton 3-jaw hydraulic puller		x	
1076	50-ton hydraulic Push-Puller with 24" legs			x
1080	50-ton 3-jaw hydraulic puller			x
ACCESSORIES				
1105	Puller leg – 22-1/2"	x		
1111	28" legs for No. 1070		x	
1113	34" legs for No. 1076			x
1127	Bearing pulling attachment		x	x
1130	Bearing pulling attachment	x		
1154	Bearing cup pulling attachment	x		
1166	Bearing cup pulling attachment		x	
201454	Pushing adapter	x		
24814	Speed crank	x		
27198	Speed crank		x	
28228	Pushing adapter	x		
28229	Ram cap		x	
28230	Ram cap for No. 1076			x
29595	Speed crank			x
32118	Ram adjusting screw	x		
32698	Adjusting screw			x
34510	Pushing adapter		x	
34755	Pushing adapter			x
34758	Adjusting screw		x	
41226	2-way head for No. 1074		x	
41224	2-way head for No. 1066	x		
50449	2-way head for No. 1080			x
8020	1"-8 F. x 5/8"-18 M. threaded adapter	x		
8023	1-1/4"-12 F. x 1"-14 M. threaded adapter (2)			x
8028	1-5/8"-5-1/2 F. x 1"-8 M. threaded adapter			x
8029	1-5/8"-5-1/2 F. x 1"-14 M. threaded adapter			x
8036	Female threaded adapter 1"-14 x 1"-14 (2)		x	
8038	Female threaded adapter 5/8"-18 x 3/4"-16 (2)	x		

1688 17-1/2 ton capacity hydraulic puller set



1689 30-ton capacity hydraulic puller set



1690 50-ton capacity hydraulic puller set





Photo for illustrative purposes only. For complete set contents, see chart below. Individual items in the sets are fully described elsewhere in this catalog. . . consult index.

Hydraulic Puller Sets

- 1679** – 17-1/2 ton hydraulic puller set.
- 1680** – 17-1/2 ton hyd. farm implement service set.
- 1681** – 17-1/2 ton and 30-ton hydraulic puller set.
- 1682** – 17-1/2 ton, 30-ton, & 50-ton master puller set.
- 1683** – 17-1/2 ton & 50-ton hydraulic construction equipment service set.

No.	Description	1679	1680	1681	1682	1683
HYDRAULICS						
4002	Single-stage hydraulic hand pump assembly	x	x	x	x	x
4008	2-stage hyd. hand pump w/3-way control valve				x	
9650	2-stage hyd. hand pump w/3-way control valve	x	x	x	(2)	x
9798	Hose half coupler with dust cap	x	x	x	(2)	x
9767	Hydraulic hose – 6 ft.	x	x	x	(2)	x
RAMS						
4120	17-1/2 ton ram with threaded insert	x	x	x	x	x
4121	30-ton ram with threaded insert			x	x	
4122	50-ton ram with threaded insert				x	x
PULLERS						
1025	2-jaw puller		x			
1027	5-ton capacity 2/3-jaw puller	x		x	x	x
1035	2-jaw puller		x			
1039	2-jaw puller		x			
1062	17-1/2 ton cap. hyd. Push-Puller w/16-1/2" legs	x	x	x	x	x
1105	22-1/2" legs for No. 1062 (pair)	x	x	x	x	x
1106	9-1/2" legs for No. 1062 (pair)				x	
1107	4-1/2" legs for No. 1062 (pair)				x	
1070	30-ton cap. hyd. Push-Puller with 18" legs			x	x	
1109	8" legs for No. 1070 (pair)				x	
1111	28" legs for No. 1070 (pair)			x	x	
1076	50-ton cap. hyd. Push-Puller with 24" legs				x	x
1113	34" legs for No. 1076 (pair)				x	x
1066	17-1/2 ton 3-jaw Grip-O-Matic® puller	x	x	x	x	x
41224	17-1/2 ton 2-jaw puller head	x	x	x	x	x
1074	30-ton 3-jaw hyd. puller			x	x	
1080	50-ton 3-jaw hyd. puller				x	x
50449	50-ton 2-jaw puller head				x	x
1037	Combination 2/3-jaw puller	x		x	x	x
41226	30-ton 2-jaw puller head			x	x	
43892	Long jaws for No. 1037 (3)			x	x	x
1041	Combination 2/3-jaw puller	x		x	x	x
30902	Long jaws for No. 1041 (3)			x	x	x
1170	Pilot bearing puller		x			
1176	Slide hammer puller		x			
7392	Gear and pulley puller		x			x
24833	Short forcing screw for No. 7392		x			x
ACCESSORIES						
8005	5/8"-18 F x 3/8"-16 M threaded adapter (2)	x	x	x	x	x
8006	5/8"-18 F x 1/2"-20 M threaded adapter (2)	x	x	x	x	x
8807	5/8"-18 F x 1/2"-13 M threaded adapter (2)	x	x	x	x	x
8010	5/8"-18 F x 5/8"-11 M threaded adapter (2)	x	x	x	x	x
8013	5/8"-18 F x 3/4"-16 M threaded adapter (2)	x	x	x	x	x

No.	Description	1679	1680	1681	1682	1683
8015	5/8"-18 F x 3/4"-10 M threaded adapter (2)	x	x	x	x	x
8017	5/8"-18 F x 7/8"-14 M threaded adapter (2)	x		x	x	
8018	5/8"-18 F x 7/8"-9 M threaded adapter (2)	x		x	x	
8019	5/8"-18 F x 1"-14 M threaded adapter (2)	x	x	x	x	x
8020	1"-8 F x 5/8"-18 M threaded adapter (1)	x	x	x	x	x
8021	1"-8 F x 1"-14 M threaded adapter (1)	x	x	x	x	x
8012	1"-14 F x 5/8"-18 M threaded adapter (2)			x	x	
8025	1-1/4"-7 F x 5/8"-18 M threaded adapter (2)			x	x	
8027	1-1/4"-7 F x 1"-14 M threaded adapter (2)			x	x	
8023	1-1/4"-12 F x 1"-14 M threaded adapter (2)				x	x
8024	1-1/4"-12 F x 1-3/4"-12 M threaded adapter (2)				x	
8028	1-5/8"-5-1/2 F x 1"-8 M threaded adapter (1)				x	x
8029	1-5/8"-5-1/2 F x 1"-14 M threaded adapter (1)				x	x
8036	1"-14 F x 1"-14 F threaded adapter (2)			x	x	
8038	5/8"-18 F x 3/4"-16 F threaded adapter	(2)	x	(2)	(2)	x
8056	Shaft protector set	x	x	x	x	x
8075	Step plate adapter set	x	x	x	x	x
8076	Step plate adapter set			x	x	x
679	Pulley pulling attachment	x		x	x	
680	Pulley pulling attachment			x	x	
8044	Internal threaded adapter set	x	x	x	x	x
10215	Hex nut: 3/4"-16 (2)					x
1154	Bearing cup pulling attachment	x	x	x	x	x
32136	Long jaws for No. 1154 (2)				x	x
1166	Bearing cup pulling attachment			x	x	x
34479	Reducing adapter for use with No. 1166				x	x
1122	Bearing splitter	x	x	x	x	x
1123	Bearing splitter	x	x	x	x	x
1126	Bearing splitter			x	x	x
1127	Bearing splitter				x	x
1128	Bearing splitter				x	
1130	Bearing splitter	x	x	x	x	x
24814	Speed crank	x	x	x	x	x
24815	Tee adapter	x	x	x	x	x
24829	Short bolt (2)					x
24832	Special puller forcing screw	x		x	x	
27198	Speed crank			x	x	
29595	Speed crank				x	x
28228	Ram cap	x	x	x	x	x
28229	Ram cap			x	x	
28230	Ram cap				x	x
32118	Ram adjusting screw	x	x	x	x	x
32698	Ram adjusting screw				x	x
34758	Ram adjusting screw			x	x	
34510	Pushing adapter			x	x	
34755	Pushing adapter				x	x
201923	Pushing adapter	x	x	x	x	x





Engine / Fuel / Oil

- Oil Filter Wrenches 130
- Hose Pliers 130
- Piston and Valve Tools..... 131
- Engine Testing Tools..... 132

Driveline / Transmission

- Chain / Belt Tools 133
- Clutch / Flywheel /
Primary Tools 134-135

Wheel / Brake

- Tire / Brake / Spoke Tools..... 136-137

Chassis / Body

- Bearing / Body Tools 138

Electrical

- Battery / Wire / Testing Tools 139-140

Fasteners

- Torx® Bits / Allen Wrenches 141

General

- Bushing / Hose / Press / Lift 142-143
- Stud Removal / Torque Wrenches 144
- Hammers / Punches / Chisels 144-145
- Works Lights / Holding Fixture 146



4565
Swivel Handle Oil Filter Wrench

- Fits filters ranging from 2-1/2" to 3-1/8" (64 mm to 80 mm) in diameter.
- Features a 1" wide stainless steel band for positive grip on the filter; swivel handle makes it easy to turn filters in hard-to-reach areas.



4723
Ear Type Clamp Pliers

- Used to crimp the type of clamps used on fuel and cooling system hoses.
- Ensures even, precise crimping, and eliminates possibility of damage to the clamp, boot, or hose.




4568
Oil Filter Wrench, 2 way, 3 leg

- Fits filters ranging from 2-1/2" to 5-1/4" (65 mm to 135 mm) in diameter.
- To turn the tool, use a 1/2" ratchet in the ratchet drive or a 13/16" wrench on the nut.
- Knurled legs provide extra gripping power.



4521
Hose Removal Tool

- Unique tip easily fits between hose and fitting to break stubborn hoses loose.
- Large handle provides a reliable grip on tool during hose removal.
- Works on fuel and oil lines – any place a rubber hose is clamped to a fitting.



8260
Hose Removal Set (6-piece)

- Consisting of six (6) hose removal tools which consists of three (3) 10", soft-handled tools and three (3) 15", soft-handled tools, each with a hard end-cap.
- They are made of heat-treated, chrome steel with assorted tip shapes.
- Ergonomic handle design fits properly in the hand, allowing for easier holding of the tool.
- Hose removal tools can also be used on upper and lower radiator hoses, clips, washers, gaskets and other items.
- Packaged in a molded tray.



5911
OTC Drain Plug Pro™

- Remove oil drain plug without touching the plug or hot oil.
- No touching HOT plug.
- No hot oil on hands.
- No dropping of plug in HOT oil.
- No oil soaked gloves.
- Just magnetically attach DRAIN PLUG PRO™ to pre-loosened drain plug and rotate to remove plug.

Strong magnetic end.



4848
Flexible Spout Funnel

Many oil, transmission, and coolant fluid fill caps are located in hard to access areas. This aluminum 5 1/2" funnel features a removable debris screen in the base flowing to a 25" flexible spout designed to reach these difficult fill locations.



6901
Oil Filter Socket

- Fits Wix oil filters on S&S Engine applications, as well as other filters with 74mm x 15 flutes.



6905
Oil Filter Socket

- Fits Polaris oil filters, as well as other filters with 66.5mm x 14 flutes.



4496
Hose Clamp Pliers Set

Contains five different styles of hose clamp pliers, which will service most flat-band and ring-style hose clamps. Also contains a hose removal tool.

Set Contains:

- Straight hose clamp pliers set
- Hose removal tool
- Flat-type hose clamp pliers
- Offset hose clamp pliers
- 45° hose clamp pliers



4510
Hose Pinch Off Pliers Set, 3 Piece

- Shuts off flow through vacuum lines, fuel lines, coolant lines, etc.
- Cocking ratchet mechanism holds pivoting jaws tightly in place. Heavy-duty swivel jaws pivot to assure parallel pinching.
- Available separately:

- 4510-8 – 8" tool for small hoses and tight areas.
- 4510-10 – 10" tool for radiator and vacuum lines.
- 4510-12 – 12" tool for radiator and vacuum lines.



4522
Vacuum Hose & Fuel Line Removal Tool

Designed to remove vacuum hose or fuel lines (3/16" to 1/2") from fittings or tubing.



4839
Adjustable Piston Ring Expander Pliers

These simple pliers include tips designed to capture the ends of piston rings to hold and expand them securely while installing onto pistons.



4437
Sensor Socket Set (8-Piece)

Includes:

- 4673-1** – 29 mm Vacuum Switch and O2 Socket, 1/2" Drive.
- 4673-2** – 7/8" Vacuum Switch and O2 Socket (wide slot), 3/8" Drive.
- 4673-3** – 27 mm Thermal Sensor Switch, 1/2" Drive.
- 4673-4** – 7/8" Vacuum Switch and O2 Socket (narrow slot), 3/8" Drive.
- 4673-5** – 1-1/16" & 1" Oil Pressure Sending Unit Socket, 3/8" Drive.
- 4673-6** – 7/8" O2 Sensor Socket, offset 1/2" Drive.
- 4673-7** – 7/8" O2 Sensor Socket (low profile), offset 3/8" Drive.
- 4437-8** – 1-1/16" and 1" Oil Pressure Socket (short access), 3/8" Drive



4480
Basic Fuel Injection Service Kit

Performs running, residual, rail and flow rate pressure tests on fuel injected engines. Kit includes adapters, hoses, fittings, and a professional dual scale gauge that reads 0-100 PSI and 0-700 kPa with relief valve. All packaged in a professional, heavy-duty, blow molded carrying case.



7991
Cooling System Pressure Tester

Now you can pressure test the cooling system on motorcycles, ATVs, and even snowmobile applications. The tester's universal fit eliminates the need for multiple adapters.

4838
Piston Ring Compressor Set, 6 Piece

This 6 ring set covers 2-7/8" thru 4-3/8" piston diameters. The ring compressor pliers feature a ratcheting lock to hold the handles in position for easy piston installation.



4840
Piston Ring Compressor Set with Ring Expander

This complete set includes 12 chrome plated compressor sleeves covering 1-3/8" thru 4-3/8" diameter piston applications. Both the ring compressor and ring expander pliers feature a ratcheting lock to hold the handles in position for easy piston and ring installation. Complete with a metal carry case.




4842
Heavy Duty Valve Spring Compressor

Used to compress valve springs for removal or installation. The heavy duty C-frame has a 9" opening and a 5" throat. Kit includes 16mm, 19mm, 23mm, 25mm, and 30mm valve spring retainer adapters.



4572
Valve Spring Compressor

- Designed to compress valve springs on overhead valve engines.
- Includes two valve spring adapters, which fit valve spring retainers up to 1" (25 mm) and 1-3/16" (30 mm).
- Unique, direct action compressor lever gives better visibility of valve spring retainers located in difficult access areas.
- Jaw opening of 1-3/8" to 5-5/8" (35 mm to 142 mm); throat clearance of 5-7/8" (150 mm).



7419
Timing Tensioner Locking Pin Set

- This pin set is used to lock timing belt or chain tensioners once they have been compressed, required during the service procedure.
- Once the belt or chain service is complete, the pin is simply pulled out to return the tensioner to functional.
- 6 pin set with clip to cover most all applications.

6589
Electronic Ignition Spark Tester

Use to quickly check spark on 2 and 4 stroke gasoline engines with electronic ignition systems.



4844
Cam/Crank Locking Tool, Twin Cam & Dyna

- Designed to lock the cam and crank sprockets together for removal, replacement and proper torquing of the sprocket bolts.
- Double end design covers;
- Twin Cam 88/B 1999 & Later
- Dyna 2006 & Later



5604

Motorcycle Compression Tester Kit

Designed specifically for testing motorcycle and small engines, this kit features a specially designed compression gauge and hose assembly, plus three different size hose adapters. Compression Tester and hose lengths are designed for optimal viewing along side engine. Covers most popular motorcycle and small engine plug sizes.

Features and benefits:

- Corrosion resistant nickel plated finish
- 10" flex hose gauge assembly with quick coupler.
- 2-1/2" gauge features chrome bezel and rugged protective outer boot
- Dual scale gauge reads 0-300 psi and 0-2100 kPa
- 12" flex hose -14 mm standard/plus reach (extra length supports V-Twin applications)
- 12" flex hose -12 mm standard reach
- 12" flex hose -10 mm standard reach
- Rugged blow molded hard case with removable lid
- Repair parts kit



5613

Vacuum/Pressure Gauge Kit

Ideal for testing vacuum lines and components. Accurately tests low-pressure fuel systems. Quickly diagnose internal engine problems such as bad rings, valves and leaking head gaskets. Kit comes complete with adapter for most applications. Pin point hard to find problems such as cracked lines.

Features and benefits:

- Large 3-1/2" gauge features a chrome bezel and rugged protective outer boot.
- Dual purpose gauge reads vacuum and pressure.
- Dual scale gauge reads 0-30 in. Hg vac and 0-70 cm Hg, also reads 0-15 psi and 0-100 kPa.
- Built in rear hook allows gauge to be hung at eye level.
- Adapters for most applications.
- Blow molded hard case with removable lid.
- Detailed instruction chart.



5609

Cylinder Leakage Tester Kit

Quickly diagnose internal engine problems such as bad rings, valves and leaking head gaskets. Kit come complete with adapters for most applications.

Features and benefits:

- Dual 2-1/2" gauges feature chrome bezel and rugged protective outer boot.
- Scales read 0-100 psi and 0-700 kPa.
- Pressure regulated manifold includes quick couplers.
- Long flex 24" 14 mm hose.
- 10 mm, 12 mm and 18 mm thread adapters.
- Blow molded hard case with removable lid.
- Detailed instruction chart.



3367

Digital Timing Light

Professional digital timing light has advanced features with a bright LED screen and mode indicator lights.

Unique features

- Microprocessor-controlled circuitry.
- LED tachometer display reads 0-9999 rpm.
- LED advance display indicates to 1/10.
- Unique flashlight feature.
- 2/4 cycle and rpm/advance lights.
- Up and down scroll buttons.


Standard features

- All metal inductive pickup.
- Reflected, super bright xenon flash.
- Removable leads with positive twist lock connector.
- One touch control.
- Durable, plated ABS housing with over-molded grips.
- Heat resistant over-molding on clips.
- Blow-molded case included.



6673
Belt Tension Gauge

Belt tension gauges are used to properly check drive belt tension on drive belts to ensure maximum belt and bearing life. This belt tension gauge simply connects to the belt to provide the tension reading. Dual scale reads 30–180 in lbs. (2.5-15 ft. lbs.) and 130-800 Newtons, covering the 10 ft. lb. spec. typically found on rear drive motorcycle belts.



4748
Belt Tension Gauge

This easy to use and read tool allows for accurate belt tension to be set after belt replacement, adjustment, or wheel service. Use on secondary drive belts with a 10 lb. spec. Instructions; 1. Position the small O-ring over the 10 lb. mark. 2. Position the U-shaped belt cradle against the bottom of the belt at a 90 degree angle and locate the large O-ring to a reference point, record reading. 3. Push upward on the rubber bumper until the small O-ring touches the bottom of the tool body. Re-align the large O-ring to the reference point, difference in the reading is the belt deflection (refer to service manual for spec.).



4745
Chain Master Link Clip Tool

Designed specifically for roller style chains with specialized tips to easily remove and install master link clips. Includes comfort grip handles.




4746
Chain Master Link Plate Tool

Tool will remove press-fit master link plates found on many standard and O-ring style roller chains. Will also break 40-60 series chains to add a master link or remove links.



4758
Motorcycle/ATV Chain Tensioner

- Tool is designed to work on drive chains found on motorcycles and all-terrain vehicles (ATVs). Fits the following size chains: 428, 520, 525, 528, and 530.
- Tool jaws fit in chain link ends. Tightening the forcing screw pulls the jaws together to hold the chain for easy removal or installation of the chain connector or master link.



4739
Chain Brush

Use to clean and oil various sized roller chains found on motorcycles, ATVs, machinery, etc. Brushes adjust to chain widths ranging from 1/4" to 9/16".



4744
Chain Breaker and Riveting Tool Kit

This kit will break, press, and rivet most #25 - #35 and # 428 - #630 standard and O-ring roller chains. Includes HSS rivet tip for riveting hollow nose master links. The hardened steel body has a removable handle for compact storage.



4749
Chain Alignment Tool

Designed to simplify the alignment of the countershaft and rear sprocket during chain adjustment or wheel service. Tool clamps to rear sprocket and held with the thumb screw. The rod indicates alignment.



714
Horseshoe Lock Ring Pliers

These pliers feature 8" handles and are designed to spread and remove horseshoe style lock rings found on engines, transmissions, and chassis.



7313
Retaining Ring Pliers

These pliers are 7-3/4" long and are designed to spread and remove retaining rings found on engines, transmissions, and chassis. Maximum spread is 1- 1/16".



4623
CV Joint Banding Tool and Cutter

Use to install and tighten the "band-it" or strap style clamps found on CV joint boots, steering gear boots, or hoses. Tighten the band by turning the handle on the tool; use a socket or wrench on the handle to torque the band to OE specifications. When the boot clamp has been tightened to specs, cut the band to the correct length by flipping the lever (at the front of the tool) forward.



4721
CV Boot Clamp Cutter

Designed to easily cut the CV boot clamp without damaging the boot. Will cut boot clamps up to 10 mm wide and .7 mm thick. Handles are spring loaded to the open position to allow easy access to the clamp.



4742 Flywheel Puller Kit

- Developed for many small engines in the ATV, and Motorcycle service markets, these tools are machined from high quality tool grade steel and are packaged in a convenient blow-molded case.
- Each part is marked with size for reference and has a corresponding location in the storage case.
- Works on many makes like Honda, Suzuki, Kawasaki, Yamaha, Ducati and others. For street, performance or off-road.


4800 Clutch Hub and Alternator Puller

Removes clutch on Big Twins with 3, 5, and 10 fingers. Also works on Sportster transmission sprocket and clutch. Pulls motor sprockets, alternator covers, and many general pulling applications.




4850 Flywheel Puller

Designed to pull magneto flywheel, clutch hubs, or starter gears. Works on wet or dry clutches. 6x25mm and 8x40mm bolts included.



5049 Pilot Bearing Puller

Make quick work of pulling stubborn, rusted pilot bearings. Fits 1" I.D. bearings. The puller's forcing screw expands the jaws inside the bearing and simultaneously pushes against the bottom of the blind hole.



4527 5-Ton Pressure Beam Bearing Splitter Kit

Single point of adjustment allows quick attachment of 3" splitter to the bushing or bearing. Pressure beam is used in conjunction with interchangeable legs. Includes carry case.



7790 Flange Puller Set (48 piece)

Versatile puller capable of removing a wide variety of components having tapped pulling holes such as gears, pulleys, etc.

- Capable of handling 2- or 3-way bolt pulling applications.
- Puller flange: adapts to bolt circle dia. of 1-1/2" to 4-5/8".
- Forcing screw: 5-5/8" lg., 5/8-18 thread.
- Shaft protector: 1-3/16" dia. x 3/4" thick.




525 Flange-Type Puller Combination

Two specialty pullers in one box. You get a flange-type puller for removal of parts with two or three tapped holes. You also get a pulley and flywheel puller. 525 includes: flange-type puller along with a puller with four sets of cap screws.



See page 125 for more
Flange-Type Pullers



981 Blind Hole Puller Set

This set provides a complete selection of expanding collets ranging in size from 5/16" to 1-3/4". Collet is placed through bore of part to be removed, then expanded with actuator pin so that lips of collet secure a positive grip for pulling. Force is exerted by means of a forcing screw and a bridge assembly or a slide hammer. Individual pieces can be ordered separately.

1037 7-Ton Grip-O-Matic Puller

Mechanical Grip-O-Matic® Puller Remove and install parts for fast, effective repairs. The puller is forged from quality steel, heat treated, and subjected to rigorous tests which exceed their rated capacity.

- 7-Ton, 2/3-Jaw
- Max. Reach 5" Max. Spread 10-1/2"
- Screw Size 11/16"-18 x 9"
- Jaw Thickness Upper 5/16" Lower 11/32"
- Jaw Width Upper 1" Lower 1"



4532 7-Ton Multi Purpose Bearing and Puller Set

- Offers a bearing/pulley tool solution featuring a classic "H" Bar style puller block accommodating 7" to 11" application spread.
- Comes with 2 sets of forged jaws for a pulling reach range of 5" to 9" – tempered for heavy-duty applications. Two forcing screws are included for short and long pulls.
- Where a Push Puller is the best pulling choice and threaded holes are not available, the 4532 provides technicians and shops with a solution for many applications like side bearings, alternators, generators, power steering and crankshaft pulleys.
- Deep set works excellent for pulling the primary plate from the transmission

6930

**Flange-Type
Puller Combination**

Heavy-duty flange puller features a live center forcing screw. Includes two live center forcing screw tips and two sets of commonly used automotive bolts. Puller will work on bolt circles from 1-1/2" to 4-1/4". Three cap screws, 3/8-24 x 3" long, and three cap screws, 3/8-16 x 3" long.




518

Flange Puller

Pull larger diameter parts having two or three tapped holes.

- Slotted holes in puller body permit cap screws to be positioned to handle bolt circle diameters from 1-1/2" to 4-5/8".
- Three each of two cap screw sizes included: 3/8"-24 x 3" long and 3/8"-16 x 3" long.



464

Griplock 2 Ton, 3 Jaw Puller

Three-in-One "Griplock" Puller is used for general purpose pulling such as hubs, gears, bearings and anywhere this versatile puller can be attached.

- Pressure bearing yoke cap holds jaws in place for ease of set up - in any orientation.
- Yoke arms have two jaw positions and do not require tools to change.
- 2 or 3 jaw applications, with a 3" to 4" spread.
- Both external and internal pulling action.



7403

Pulley and Flywheel Puller


Here's a puller that works in a variety of applications. Works as a regular 2/3-way puller to remove pulleys and small engine flywheels. Cap screws included (pairs): 3/8-16 x 3-1/2 in.; 5/16-18 x 3-1/2 in.; 5/16-24 x 3-1/2 in.; M8-1.25 x 90 mm; and 5/16-18 x 4 in. (SIR).



4754

Universal Pulley Holder

- Universal design fits many different size pulleys having slots or holes, such as crankshaft / transmission pulleys or gears.
- Wrench is adjustable from 1-1/2" to 8-5/8"; four different size step pins are interchangeable.
- Long handle enables technician to easily hold the pulley when tightening or loosening retaining bolts.



465

Griplock 5 Ton, 3 Jaw Puller

Three-in-One "Griplock" Puller is used for general purpose pulling such as hubs, gears, bearings and anywhere this versatile puller can be attached.

- Pressure bearing yoke cap holds jaws in place for ease of set up - in any orientation.
- Yoke arms have two jaw positions and do not require tools to change.
- 2 or 3 jaw applications, with a 3" to 7" spread.
- Both external and internal pulling action.



4518

5-Ton Bar-Type Puller/Bearing Separator Set

- This combination set includes our two most popular bearing "splitters" (2" and 3"), four sets of hex push-puller legs and a bar-type puller head with a 9/16" forcing screw. Separator tools are used with bar puller and legs for a wide variety of pulling jobs.
- The 5" puller cross-bar with a 6-1/4" forcing screw or each of the bearing separators may also be used separately or in combination with other pullers or tools.
- A blow-molded plastic storage case keeps set contents organized and protected from loss.



Tool No.	Min. Spread	Max. Spread	Tapped Holes	Distance Between Adj. Screws
4518-2	3/16"	2-3/8"	3/8-16	2-3/8"
4518-3	1/2"	2-3/8"	3/8-16	3-9/16"

4802

Universal Pulley Holder Locking Pliers

This adjustable locking pliers can be used to hold pulleys, clutch hubs, flywheels, gears, and sprockets with internal or external teeth up to a 4" diameter. Can also be used on applications with slots or holes with the 5/16" pins.



4803

Universal Pulley Holder Locking Pliers Set

This adjustable locking pliers can be used to hold pulleys, clutch hubs, flywheels, gears, and sprockets with internal or external teeth up to a 4" diameter. Can also be used on applications with slots or holes with the addition of the interchangeable 5, 6, 7, 10, and 16mm pin sets. Complete with metal carry case.



4801

Universal Clutch Holder

Holder arms designed to fit into the external teeth of a clutch hub, but can also be used on gears and sprockets. Opens to handle a 5" OD hub.



4852

Adjustable Primary Locking Bar

- Used to lock primary for service work.
- Will work on Chain or Belt Drive style primary drives.
- Adjustable length from 4" to 7-1/4" to cover virtually any application.



4804

Heavy Duty Pulley Holder

This strap style universal wrench features a 9" drop forged handle and 23" leather strap for excellent grip on diameters up to 7". The milled foot increases grip on the strap and pulley as handle force is increased.






7206

Multi-purpose Strap Wrench

You'll find many uses for this heavy-duty strap wrench. The 53" long nylon strap won't mar precision surfaces of shafts, pulleys, or other components. Useful on engine, transmission, and drive pulleys up to 16 inches. Special head design self-tightens the strap as force is applied to the lightweight, 12" long handle.

305085 – Replacement Strap.



4750

Tire Valve Installer/Remover Tool


This 14" steel tire valve tool includes a stepped rubber sleeve that can be positioned on the handle for optimum pulling angle of the valve, while protecting the wheel finish. Removes and installs snap-in style tire valves.



4751

Tire Pressure/Tread Depth Gauge

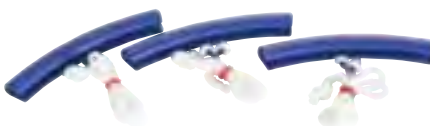
This 3-in-1 gauge will measure tire pressure, lower tire pressure, and measure tread depth all in one gauge. Rugged cast housing for strength and long life.



4770

Tire Spoon with Grip

This 13" curved tip tire spoon is strong yet comfortable to use with the form fit hand grip. The rounded head prevents puncturing the tube.



4769

Wheel Rim Protector Set, (3 piece)

Fits over the wheel rim to protect the wheel from being scratched or damaged while using tire spoons. Set of 3.

4771

Tire Bead Alignment Tool

This aluminum tool will hold a tire bead into the drop center of the wheel when changing the tire or installing an inner tube. The nylon thumbscrew will not damage the wheel finish.



4777

Tire Bead Holding Tool, Long


This tool allows the tire bead to be held in the drop center of the wheel when changing the tire or installing an inner tube. The slot slides over the spoke and the opposite end is depressed to push the tire into position. For use on wheels with 1 5/8" maximum side profile height.



4775

Tire Bead Holding Tool, Std.

This tool allows the tire bead to be held in the drop center of the wheel when changing the tire or installing an inner tube. The slot slides over the spoke and the opposite end is depressed to push the tire into position. For use on wheels with 3/4" maximum side profile height.



3833-15

Digital Tire Gauge

Digital tire gauge for accurate tire pressure measurements in 0.1 psi increments. Display is backlit for use in low light conditions. 0-150 psi capability.



3833-17

Tire Valve Core Tool

This tire valve core tool will remove and install valve cores when servicing tires. The tool is preset to tighten the valve core to the proper torque during installation.



4598

Brake Fluid Tester

Catch bad brake fluid before it has time to destroy expensive brake calipers and other brake system components! Tester determines quality of brake fluid. One battery included: 1.5V AAA.

1. Remove cap from brake fluid reservoir.
2. Remove probe cap from brake fluid tester.
3. Press power button on top of tester. Green LED lights up.
4. Dip entire length of metal probes into brake fluid.
5. After one second, match color of LEDs with color chart to determine brake fluid quality. Tester automatically powers off after twelve seconds of inactivity.



4741

Spoke Tool Set (9 Piece)

- Use to tighten or loosen spoke nuts found on most motorcycle and scooter wheel applications.
- Nine interchangeable wrench ends; 5.2 mm, 5.4 mm, 5.6 mm, 5.8 mm, 6.0 mm, 6.2 mm, 6.4 mm, 6.6 mm, 6.8 mm.



8104

Vacuum Brake Bleeder

This one man brake bleeding system allows for fast and efficient vacuum brake bleeding. Universal rubber fitting holds securely on brake bleeder screw. Attach shop air and use the quick release trigger for on-demand vacuum and hands free operation. Compact size and 17 oz. (500ml) capacity.



6703

Line Fluid Stopper Kit

Stop messy fluid leaks and prevent contamination during service.

- Kit seals all types of rubber and steel line found on fuel, brakes, and oil lines.
- Includes two banjo style fitting stoppers, two steel line stoppers, six line plugs, a line disconnect tool, and a long reach line pinch-off tool for hard-to-reach hoses.

6703-1 – Banjo Line Fluid Stoppers, 2 pk.

6703-2 – Steel Line Fluid Stoppers, 2 pk

6703-3 – Line Plug Fluid Stoppers, 6 pk



7559A

Deluxe Vacuum Pump

This pump kit is designed for vacuum testing, brake bleeding, and fluid transfer. With this kit, one person can quickly and cleanly bleed brake and hydraulic clutch systems, actuate vacuum switches (VOES), as well as get answers to numerous diagnostic and mechanical problems.

Kit includes:

- Precision-made repairable vacuum pump with 360° gauge rotation for improved visibility.
 - Pumps up to 1 cubic inch (16cc) per stroke.
 - Develops and maintains up to 25" of Mercury vacuum.
- 4-1/2 oz. Reservoir jar with fluid transfer and storage lid.
- Two – 2 ft. long, 1/4" ID hoses.
- Rubber cup adapter.
- Two universal bleed screw adapters.
- Vacuum "T" adapter.
- Automotive test and bleed adapters.
- User manual (English, Spanish, French).

4747

Spoke Torque Wrench Set(22 Piece)

Take the guesswork out of spoke wheel assembly and maintenance. This dual head spoke wrench offers install and removal in one wrench. The click-type torque end applies accurate and equal tension to each spoke, while the fixed end easily removes damaged or rusted spokes.

This set includes 11 torque heads and 11 fixed heads for use with the sealed body wrench, all complete in an organizer case. Head sizes included for both ends; 5.0mm, 5.6mm, 5.8mm, 6.0mm, 6.2mm, 6.3mm, 6.5mm, 6.7mm, 6.8mm, 7.1mm, and Spline.



4599

One Man Break Bleeder Hose

- Removes air from brake system—one wheel at a time—and eliminates the need for an assistant to help do the job.
- Hose easily attaches to bleeder screw, which holds hose in place and prevents leaking.
- Check-valve on end of hose prevents air from entering brake system when pumping brake pedal.

4743

Brake Caliper Spreader

- Compresses the brake pistons on most style calipers for easy pad replacement.
- Fits calipers with 1/4" thick rotor applications, popular on motorcycles.
- Range: .25" (5 mm) to 2.25" (58 mm). Works on all automotive applications in this range.



4799

Brake Piston Removal Locking Pliers

This specially designed locking pliers allows the removal of brake caliper pistons during service or rebuild. The pliers is simply clamped into the I.D. of the caliper piston allowing it to be pulled out of the caliper. Range; 5/8" to 2-1/4" diameter pistons.



4795

Safety Wire Twist Pliers

These versatile 8" pliers will reliably twist safety wire rapidly and consistently. The right hand twist mechanism features an automatic spring return. The forged alloy steel construction features tapered jaws for confined areas and mated cutters to cut safety wire. For use on safety wire applications found on vehicles, machinery, and aircraft.

4796

Steering Neck Bearing Race Remover

Simple way to remove bearing race in the steering neck. Remover is inserted into neck and bolt is adjusted to tighten the remover against I.D. of steering neck. The remover is then driven from other end of neck to remove race. Fits 1-1/8" to 2-5/8" I.D. bearing race.



4794

Safety Wire Drill Guide Set, SAE & Metric Set

Here is the perfect way to drill those nuts and bolts for use with safety wire without breaking the drill bit. These guide, align, and support the hex head or the bolt threads. The hex fixture fits nuts and bolt heads that measure up to 1 1/4". The SAE fixture bar is threaded for 1/4"-20, 5/16"-18, 5/16"-24, 3/8"-18, 3/8"-24, 7/16"-14 bolts, and the Metric fixture bar covers M6x1.0mm, M8x1.0, M8x1.25mm, M10x1.25mm, M10x1.5mm, M12x1.5mm sizes.



4740

Spring Hook

- Made from heat treated alloy steel.
- Designed for removing and installing hard-to-reach headlight adjusting springs, exhaust, brake and kickstand springs.
- 6" reach.



4517

7-Ton Bar Type Puller/Bearing Separator


- Includes a Bearing Splitter with 4" capacity, two sets of hex push puller legs, a 8" bar type puller head mated with a custom thread forcing screw.
- Puller/Bearing set for tough jobs, up to 7-tons, larger applications, and greater reach 8" to 16".
- Capacity to remove steering stem bearings.



4790

Wheel Bearing Removal/Installation Kit

- This tool assembly will remove and install 3/4", 1", and 25mm I.D. sealed wheel bearings.
- Standard wrenches used in combination with tool. Instructions included along with blow molded case.



4797

Steering Stem Bearing Installation Tool

- Provides a quick and easy method to install lower steering stem bearings. The 14" drive tube accepts the 1.0", 1.4", and 1.75" I.D. bearing adapters.

4779

Front Fork & Shock Vice

This vice is designed to hold up to 4" diameter round or oddly shaped components such as forks, shocks, pistons, rods, etc. The V shaped jaws are covered with thick rubber pads to ensure a firm grip without leaving a mark. Comes complete with a table/vice mounting bracket that allows adjustment to any position.



4581

Blind Hole Bearing Puller

- For pulling jobs requiring an internal pull, such as pilot bearings.
- Four collets which fit a wide range of applications. Select the appropriate sized collet by comparing it with the application. Insert the collet, expand it to fit the hole, then attach the slide hammer assembly.

Set includes:

- Four collet sizes: 7/16" to 1/2", 9/16" to 11/16", 5/8" to 1", 1" to 1-1/4" and 2-1/2" pound slide hammer with T-handle.
- Housed in a blow-molded plastic storage case.



4507

Bearing Driver Set, Stinger

- Permits installation of tapered bearing races and seals without damage to the component or housing. Includes a driver handle plus popular bearing and seal drivers, ranging from 1.565" to 3.180".
- Tapered side of driver is used to install races. Invert the driver to the flat side to install seals. Set is housed in a blow-molded plastic storage case.
- Bearing applications include steering stem, swing arm, and wheel bearings races.

4791

Spanner Wrench, 3/4" - 2"


This chrome vanadium hardened steel wrench features a 5" handle and slim strong hook to access slotted retaining rings in hard to reach areas.



4792

Spanner Wrench, 2" - 4 3/4"

This chrome vanadium hardened steel wrench features a 9" handle and slim strong hook to access slotted retaining rings in hard to reach areas.



6642

Trim Tool Kit (11 Piece)

- Includes 11 tools designed to remove specialty body fasteners, trim strips, panels, bezels, liners, shrouds, fascia, and more. . .
- Tools are constructed of durable, impact-resistant nylon that will not damage metal and non-metal surfaces.



4784

10" Profile Gauge

- This 10" gauge provides an exact copy of a contour or profile needed during bodywork or fabrication. The plastic fingers will not scratch original finish and non-metal surfaces.



3176

Smart Battery Charger & Maintainer

Excellent for vehicles in storage for weeks or months. This charger and maintainer will keep 12V batteries fully charged when not in use, without damaging the battery.


- Charges deep discharged batteries in about 12 hours.
- Switches to float mode after the battery is completely charged.
- Easy to read LED lights to show the status of charging and battery condition.
- Microprocessor controlled pulse charger.



3910

Digital Multimeter

This digital multimeter contains all the base functions required for today's electrical system testing, at an economical price. Digital display provides; Volts, Ohms, Amps, Duty Cycle, Resistance, Capacitance, Diode, Continuity, Temperature.



4782

Wire Pulling Tool

This tool contains an 18" cable with a "T" handle at one end and wire mesh at the other. By threading the cable through a difficult to reach area such as a bike frame, wires or connector can be hooked to the end allowing the wiring to be pulled through.



3650

Heavy-Duty, Remote Starter Switch

Allows one person to start and crank engine while under the hood or from either side of the vehicle.

Product Features:

- With convenient hot circuit indicator, red ready light glows when starter switch is connected to a hot circuit; light goes off when switch is depressed.
- High current, heavy-duty push button switch ensures reliable operation and long service life.
- 5' leads made from heavy-duty, oil and grease resistant, 12-gauge wire.
- High current clips with protective boots open to an extra wide 5/8" for ease of hook-up.
- Soft, non-slip rubber grip.



3633

Circuit Tester

The standard in electrical system testing. This basic and simple to use tester provides the capability to locate shorts, grounds, and open circuits. 12', heavy-duty, red coil, cord lead.

- Checks 6- and 12-volt systems.
- Ergonomic, slim designed clear handle.
- Bright red, high intensity/slim style replaceable bulb.



4617

Terminal Battery Brush


- Designed to clean corrosion from side post batteries.
- One brush used to clean battery terminals; other brush used to clean battery cable ends.
- Plastic handle resists battery acid.



3907

Probe Multimeter

This full function digital multimeter is used for electrical system testing, but it's compact design allows it to be conveniently carried anywhere in case of emergencies. Digital display provides; Volts, Ohms, Diode, Continuity.



4822

Wire Connector Tool Set (2 Piece)

Designed to remove terminals from connector housing without damage to the terminal or connector. Set provides 12 different tool styles fit most common connectors.



4614

Battery Terminal Wrench, 5/16, 6 pt.

- Designed for use on side-terminal batteries, or any 5/16" hex head battery bolt.
- 5/16", 6 point, box end, 5-1/2" long, ratcheting wrench; insulated handle.



3908

Amp Clamp Multimeter

This digital clamp meter is well suited for testing starting/ charging circuits, and provides easy access to current, voltage, temperature and other key electrical system measurements, all in one easy to use tool. Digital display provides; Volts, Ohms, Amps, Duty Cycle, Resistance, Capacitance, Diode, Continuity, Frequency, Temperature.



4813

Heat Shrink Tubing Set (171 Piece)

Protection and insulation for solder connections and components. 2 to 1 shrink ratio with flame or heat gun.



4616

Battery Terminal Wrench, 10mm, 12 pt.

- Designed for use on 10 mm battery terminal bolts found on many batteries.
- 10 mm, 12 pt., box-end ratcheting wrench; 5-1/2" long with insulated handle.



4814

Waterproof Heat Shrink Tubing Set (106 Piece)

Waterproof protection and insulation on solder connections and components. Adhesive lined inner wall to seal out moisture. 3 to 1 shrink ratio with flame or heat gun.



4461
Terminal Release Tool Set

- Save time and money. Repair or rebuild a wiring harness without having to order the entire OE replacement.
- Services most OE terminal connectors. Insert the appropriate release tool to depress the locking tab and the individual wire slides out for service or replacement.

Kit includes:

7737 – Computer edge board and header release tool. Each end of the tool works on different terminal connector configurations. Works on various domestic and import models.

7738 – Weather Pack sensor terminal release tool. Works on various domestic and import models.

7740 – Micro-style terminal release tool. Works on various domestic and import models.

7741 – Specifically designed to release ID computer terminals on various domestic and import models.

7742 – Universal harness release tool designed to work on various domestic and import models.

7743 – Releases terminals on most harness connectors on various domestic and import models, including water, O2, vacuum, and air temperature sensors.



5912
Crimwell™
Angled Crimping Pliers

- Universal crimping design accommodates soft wire – solid or stranded – 10-22 AWG.
- Cutting feature included for quicker preparation.
- 9" (228mm) in length, with protective grips to increase leverage and secure crimp.
- Angled design keeps the connector, the wire, and the crimper "in-line" –improving visibility and access in hard to reach places.
- Designed to not pierce connector insulation and also works on un-insulated connectors.
- Service tech can use as much force as desired to ensure connection and it will not damage connector insulation.
- Easy-to-use: Simply insert the connector into the crimping feature, slip over the connector and squeeze.



5950A
CrimPro™ 4-in-1 Angled Wire Tool

- The angled feature allows access to close quarters and facilitates superior crimps.
- Compact 7-inch design used 4 ways.
- Gripping nose – to pull, twist, bend, and shape.
- Crimper – crimps 12-20 AWG insulated and non-insulated wire.
- Stripper – strips 12-20 AWG wire.
- Cutter – ability to make cuts both above and below pivot.



5950S
CrimPro™
4-in-1 Wire Tool

- Compact 7-inch design used 4 ways.
- Gripping nose – to pull, twist, bend, and shape.
- Crimper – crimps 12-20 AWG insulated and non-insulated wire.
- Stripper – strips 12-20 AWG wire.
- Cutter – ability to make cuts both above and below pivot.



5953
Dual End Wire Holder

- Holds wire and connectors solidly during soldering or other wire service.
- Unique design allows connection to be held firmly on both sides with infinite adjustability.
- Insulated clips act as heat sinks to protect shrink tubing or other sensitive parts from heat.




4467
Automatic Wire Stripper

- Quick removal of insulation on wire AWG 12-20.
- Comes with adjustable depth gauge (8mm to 12mm).
- Sharp v-shaped tooth easily removes insulation without any damage to soft wire strands.
- Cutting tool stored below the stripper.
- Features a space saving locking mechanism for pockets or tool drawer storage.



5955
Magnetic Clamp Wire Holder

- Holds wire and connectors solidly during soldering or other wire service.
- Unique design allows connection to be held firmly on both sides with infinite adjustability.
- Insulated clips act as heat sinks to protect shrink tubing or other sensitive parts from heat.
- Clamp with magnet allows for attachment to a work bench, vehicle, or any other object for a firm base.



4783
Flexible Magnetic/Claw Pick Up Tool

The 25" flexible spring shaft allows the tool to reach difficult areas and pick up objects either magnetically or with the use of the retractable claw.



4818
Multi-Purpose Scissors

Will cut hose, wire and cables, wood dowel, PVC, and thin sheet metals in addition to general cutting. The hardened stainless steel blades have an angle ground into one that eliminates slipping when cutting round materials.



5900A

Master Torx® Bit Socket Set, 52 Piece

52-piece professional socket set in a blow molded case covers the popular versions of Torx® specialty fasteners in all popular sizes.

- Styles available: Torx® Bit Sockets, Torx® Plus Bits Sockets, Tamper-Resistant Torx® Bits, and Torx® Socket for external bolts.
- Made from superior S2 steel to meet or exceed torque specifications.
- All bit sockets are a 2-piece design. .20 percent stronger than a one-piece style for longer life.

6100

Standard TORX® Socket Set T10 to T60 (12 piece)

Set includes one each of the following:

No.	Size	Sq. Drive
6101	T10	1/4"
6102	T15	1/4"
6103	T20	1/4"
6104	T25	1/4"
6105	T27	1/4"
6106	T30	1/4"
6107	T40	3/8"
6108	T45	3/8"
6109	T47	3/8"
6110	T50	3/8"
6111	T55	3/8"
6112	T60	1/2"



6150

External TORX® Socket set (7 piece)

Set includes one each of the following:

No.	Size	Sq. Drive
6151	E6 x 25	1/4"
6152	E7 x 25	1/4"
6153	E8 x 25	1/4"
6154	E10 x 32	3/8"
6155	E12 x 32	3/8"
6156	E14 x 32	3/8"
6157	E16 x 32	3/8"




6170

Metric Hex Socket Set (7 piece)

Set includes one each of the following:

No.	Size	Sq. Drive
6171	3 mm	3/8"
6172	4 mm	3/8"
6173	5 mm	3/8"
6174	6 mm	3/8"
6175	7 mm	3/8"
6176	8 mm	3/8"
6177	10 mm	3/8"



6180

TORX® Plus Socket Set (9 piece)

Set includes one each of the following:

No.	Size	Sq. Drive
6181	TP10	1/4"
6182	TP15	1/4"
6183	TP20	1/4"
6184	TP25	1/4"
6185	TP27	1/4"
6186	TP30	1/4"
6187	TP40	3/8"
6188	TP45	3/8"
6191	TP50	3/8"



6950

SAE Ball Hex "L" Keys 1/16" to 3/8" (10 piece)

Set includes one each of the following:

No.	Size
6950-1	1/16"
6950-2	5/64"
6950-3	3/32"
6950-4	1/8"
6950-5	5/32"
6950-6	3/16"
6950-7	7/32"
6950-8	1/4"
6950-9	5/16"
6950-10	3/8"



6952

Metric Ball Hex "L" Keys 1.5mm to 10mm (10 piece)

Set includes one each of the following:

No.	Size
6952-1	1.5mm
6952-2	2mm
6952-3	2.5mm
6952-4	3mm
6952-5	4mm
6952-6	5mm
6952-7	6mm
6952-8	7mm
6952-9	8mm
6952-10	10mm



6954

Standard TORX® "L" Keys T8 to T50 (10 piece)

Set includes one each of the following:

No.	Size
6954-1	T8
6954-2	T10
6954-3	T15
6954-4	T20
6954-5	T25
6954-6	T27
6954-7	T30
6954-8	T40
6954-9	T45
6954-10	T50



6956

TORX® Plus "L" Keys TP8 to TP50 (10 piece)

Set includes one each of the following:

No.	Size
6956-1	TP8
6956-2	TP10
6956-3	TP15
6956-4	TP20
6956-5	TP25
6956-6	TP27
6956-7	TP30
6956-8	TP40
6956-9	TP45
6956-10	TP50



4780

Personal Tool Pack

Includes 1/4" drive ratchet, 2" extension, 16 drive bits, and Universal Spline sockets fit both SAE 3/16" - 9/16" and metric 5mm - 14mm nuts and bolts in a variety of styles; 6 pt., 12 pt., torx, square, spline, etc. All tools included in a travel pouch.



4781

Super Stubby Screwdriver Set

These screwdrivers are perfect for those limited access fasteners typically found on carburetors or in electrical compartments and many other areas.

- 2 Phillips and 2 straight screwdrivers included in set.



8262

Short Pick & Hook Set (4 Piece)

Consisting of four (4), 6.5", soft-handled picks.

- They are sturdy, with both stainless steel shafts and tips, with assorted tip shapes designed for marking, removing O-rings, accessing snap rings and other assorted applications.
- Ergonomic handle design fits properly in the hand, allowing for easier holding of the tool.
- Multi-use tools to scribe, align pierce, clean or remove O-rings, shaft seals, CV boot and motorcycle fork seals and dust hoods.
- Packaged in a molded tray which can be placed in tool drawer.




8263

Long Pick & Hook Set (4 Piece)

Consisting of four (4), 9.25", soft-handled picks.

- They are sturdy, with both stainless steel shafts and tips, with assorted tip shapes designed for marking, removing O-rings, accessing snap rings and other assorted applications.
- Ergonomic handle design fits properly in the hand, allowing for easier holding of the tool.
- Multi-use tools to scribe, align pierce, clean or remove O-rings, shaft seals, CV boot and motorcycle fork seals and dust hoods.
- Includes a knurled shaft which allows good grip with grease or oil on hands.
- Packaged in a molded tray which can be placed in tool drawer.



7011

Ball Hone Set, 10 piece

- Ball Hones can be used for refinishing and resizing bores such as found in brake calipers, engine lifters, and u-joint yokes. Also useful for any bearing or bushing application.
- All hones are 180 grit Silicone Carbide for excellent cutting and finish.


Tool No.	Size
7011-1	.375" 10 mm
7011-2	.500" 13 mm
7011-3	.625" 16 mm
7011-4	.750" 19 mm
7011-5	.875" 22 mm
7011-6	1.00" 25 mm
7011-8	1.25" 32 mm
7011-10	1.50" 38 mm
7011-12	1.75" 44 mm
7011-14	2.00" 51 mm



4786

Aluminum Vice Inserts

Essential for every workbench vice. Aluminum jaws have reliefs for 5/16, 3/8, & 9/16 (7mm, 10mm, & 15mm) diameter shafts. Excellent for holding steel shafts without scratching or damage such as shocks, crankshafts, or any threaded bolts and shafts.



4410

Master Bushing Driver Set

- Enables you to remove and install bushings ranging from 10mm to 42mm in diameter, and 3/8" to 1-3/8" in diameter.
- Includes large, medium, and small driver handles and adapters all made of steel.
- Housed in a blow-molded storage case.



5180

Portable Multi Purpose C-Frame Press.

- Lightweight (less than 28 lbs.) and durable, the 5180 portable press is perfect for bench top pressing applications.
- Use for all clamping, pressing, and bending needs. Ideal for welding and metal fabrication.
- Press can be positioned vertically or horizontally.
- Versatile 9" – 4-1/4" Open-Throat® design.
- Couples to any 4- or 10-ton Porta Power pump.
- Base allows the operator to mount the press to a bench.

Set includes: C-Frame press with base, adapters: V-pushing and ram pushing (9/16" and 3/4" dia. shanks), receiving inserts, flat insert, storage case.



8203

Handled Pry Bar Set

- Finally, a heavy-duty pry bar made of tempered square steel that you can hit without damaging the handle.
- Black chrome striking cap allows hitting the bar without damage to the handle.
- Ergonomic handle – dual durometer composite handle for user comfort; reduces hand fatigue.
- Polished tip with black oxide finish.
- Long-life finish resists rust and wear during use.
- OTC Marathon Lifetime Warranty.

Set includes 12", 18", and 24" bar shank lengths packaged in a gray molded tray.



4497A

Ratcheting Terminal Crimper

- Heavy-gauge steel crimping tool designed for insulated wire terminals.
- Ratcheting action crimps terminal to correct tightness on the wire, making crimping fast and easy.
- Insulated handles with compound mechanical leverage for power.
- For wire sizes: AWG 22-18 (0.6mm—1.0mm) red terminal; AWG 16-14 (1.3mm—1.6mm) blue terminal; AWG 12-10 (2.0mm—2.6mm) yellow terminal.



4411

Ratcheting Hose & PVC Cutter (Standard)

- Cuts hose and PVC up to 1-3/8" dia.
- Features metal frame and ergonomic handles for high leverage.
- Compound ratcheting action provides maximum cutting power.
- Will also cut cable and wires.



1545

Motorcycle/ATV Lift

- 1,500 lb. capacity and 17" long skids that will lift the largest, widest cruisers.
- Lowest clearance available, 3-1/2" at lowest level, with a wide lift range of 3-1/2" to 16-3/4".
- Removable handle provides 360° access to load.
- Features also include foot pedal release, locking rear casters, automatic safety lock, and two ratcheting tie down straps for safety.



4498

7-in-1 Wire Stripper & Crimper

- Strips insulation off electrical wires ranging from 10 AWG—22 AWG (0.6mm—2.6mm) in diameter. Pliers on tip of jaw for looping or grabbing wire in tight places.
- Heat-treated steel jaws cut solid or multi-strand wire.
- Screw cutter shears screws clean, with no thread clean-up required. Works on machine screw sizes 4-40, 5-40, 6-32, 8-32, 10-24, and 10-32.
- Crimps insulated and non-insulated wire terminals, 7mm—8mm spark plug wire connectors.



4412

Ratcheting Hose & PVC Cutter (Heavy Duty)

- Cuts hose and PVC up to 1-3/4" dia.
- Features metal frame and rubber padded ergonomic handles for high leverage and comfort.
- Compound ratcheting action provides maximum cutting power.
- Will also cut cable and wires.



4490

Magnetic Tray

- Rectangular, stainless steel tray is 9-1/2" x 5-1/2" and 1-1/4" deep. Holds tools and small metal parts so they don't get lost or misplaced during repair work.
- Two heavy-duty magnets on bottom of tray have non-marring contact pads; will securely hold tray to metal objects such as a tool box, frame rail, fender, etc.




4509

Straight-Blade Hose Cutter

- Cuts rubber hoses ranging from 1/4" to 1-1/2".
- Simply place hose in tool and squeeze handle to cut.
- Replacement steel cutter blade No. 4509-1 is available.

4509-1 – Replacement hose cutter blade



4515

Mini Pick and Hook Set – 4-Piece

- Sturdy stainless steel points and shafts designed for marking, removing o-rings, accessing snap rings, and performing other tasks. Assorted angle tips allow you to reach awkward locations.
- Knurled shaft design enhances finger control for delicate jobs.



Impact Drivers

- Loosens hard-to-turn screws, bolts or nuts.
- Handle design prevents possibility of hitting hand with hammer when striking impact driver.
- Bit holder has 3/8" drive (No. 4608), 1/2" (No. 4607) drive, and 5/16" hex for Phillips and flat screwdriver bits.
- Includes eight screwdriver bits:
 - No. 2 Phillips bit, 1-3/8" long with 5/16" hex
 - No. 2 Phillips bit, 3-1/8" long with 5/16" hex
 - No. 3 Phillips bit, 1-3/8" long with 5/16" hex
 - No. 3 Phillips bit, 3-1/8" long with 5/16" hex
 - 5/16" wide x 1-3/8" long with 5/16" hex slotted bit
 - 5/16" wide x 3-1/8" long with 5/16" hex slotted bit
 - 3/8" wide x 1-3/8" long with 5/16" hex slotted bit
 - 3/8" wide x 3-1/8" long with 5/16" hex slotted bit
- 4607 – 1/2" impact driver.
- 4608 – 3/8" impact driver.



4512

Snap Ring Pliers Set – Internal/External

- For internal or external snap rings; thumbscrew permits quick conversion.
- Made of heavy-gauge tempered steel.
- Includes two stainless steel handled picks.
- Contained in a blow-molded plastic storage case.

No. 4512 includes:

Tool No.	Description
4512-1	.090" tip, straight pliers
4512-2	.090" tip, 90° pliers
4512-3	.070" tip, straight pliers
4512-4	.070" tip, 90° pliers
4512-5	.047" tip, straight pliers
4512-6	.047" tip, 90° pliers
4512-7	.038" tip, straight pliers
4512-8	.038" tip, 90° pliers
4512-9	Straight tip pick
4512-10	90° tip pick

All items can be purchased separately.





6986
SAE Stud Remover Set

This SAE, 4-piece, stud remover set offers the best professional extractors available. Designed and tested to reach studs in difficult work areas.

SAE stud remover set. 3/8" drive for 1/4" and 5/16" stud sizes, and 1/2" drive for 3/8" and 7/16" stud sizes. Housed in a blow-molded storage case.

- 6986-1 – 1/4" stud remover
- 6986-2 – 5/16" stud remover
- 6986-3 – 3/8" stud remover
- 6986-4 – 7/16" stud remover



6987
Metric Stud Remover Set

This metric, 4-piece, stud remover set offers the best professional extractors available. Designed and tested to reach studs in difficult work areas.

Metric stud remover set. 3/8" drive for 6 mm and 8 mm stud sizes, and 1/2" drive for 10 mm and 12 mm stud sizes.

Housed in a blow-molded storage case.

- 6987-6 – 6 mm stud remover
- 6987-8 – 8 mm stud remover
- 6987-10 – 10 mm stud remover
- 6987-12 – 12 mm stud remover



Rolling Head Pry Bars

You'll have a lot of leverage using one of these rolling head pry bars. The long, tapered body will also serve as an aligning drift.

- 7163 – Pry bar; 12" long.
- 7165 – Pry bar; 18" long.

Accutorq™ Clikker Torque Wrenches

These precision torque wrenches make a loud click when you've reached the torque setting. They feature ratcheting heads, all-metal construction, permanently roll-marked scales, and soft-grip rubber handles that enable you to firmly grasp the wrench for right- or left-hand torquing.

- Includes molded plastic case.
- One-year warranty.




Tool No.	Torque Range	Graduations	Square Drive	Length
7375	150–750 in. lbs. (17–85 N·m)	10 in. lbs.	3/8"	15-1/8"
7377	30–150 in. lbs. (41–203 N·m)	2 ft. lbs.	1/2"	17-3/4"



4629
Brass Hammer and Punch Set

- Brass-head hammer and punches are ideal to use where sparks from ferrous metals would be hazardous, or where precision metal parts could be damaged by steel tools.
- Two hammer head weighing 24 and 12 oz.
- Two tapered punches 14" x 5/8", 10" x 5/8".
- One hex tapered punch 8" x 5/8".
- Two drift punches 10" x 3/4", 8" x 1/2".
- Two pin punches 6" x 3/8", 4" x 1/4".



4602
Brass Punch Set (2 piece)

- Two large, brass non-sparking punches. Ideal for use near precision parts or in locations where sparks from ferrous metal could be hazardous.
- Includes an 8" punch (5/8" hex, tapered to 3/8") and 10" straight punch (3/4" dia., chamfered at both ends).



4606
Brass Hammer and Punch Set

- Brass-head hammer and punches are ideal to use where sparks from ferrous metals would be hazardous, or where precision metal parts could be damaged by steel tools.
- Hammer head weighs 24 oz.; brass drift punch is 10" x 3/4" diameter; brass tapered punch is 8" x 5/8" hex tapered to 3/8" diameter point.




See page 112 for
**OTC SmartTech™
Technician Gloves**



4605 Interchangeable Punch and Chisel Set

- Safety protective handle allows easy grip and protects hand from being hit by hammer.
- 12 punches and chisels included:
 - 5 flat chisels:** 1/2", 5/8", 3/4", 7/8", and 1" wide blades
 - 1 cape chisel:** 1/4" wide blade
 - 2 taper punches:** 1/8" and 1/4" diameter
 - 2 pin punches:** 3/16" and 1/4" diameter
 - 2 center punches:** 1/8" and 3/16" diameter
- Double locking ball detent holds punch or chisel securely in the driver handle. Replacement parts available:

- 4605-1 — Drive handle
- 4605-2 — 1/2" wide flat chisel
- 4605-3 — 5/8" wide flat chisel
- 4605-4 — 3/4" wide flat chisel
- 4605-5 — 7/8" wide flat chisel
- 4605-6 — 1" wide flat chisel
- 4605-7 — 1/4" cape chisel
- 4605-8 — 1/8" taper punch
- 4605-9 — 1/4" taper punch
- 4605-10 — 3/16" pin punch
- 4605-11 — 1/4" pin punch
- 4605-12 — 1/8" center punch
- 4605-13 — 3/16" center punch



4600 Punch and Chisel Set (16 piece)

- Durable set of heat-treated chrome vanadium steel punches and chisels. Storage tray included.
- Contents of set:
 - 3 — Cold chisels (with gauge): 3/8" x 5-1/2"; 1/2" x 6"; 5/8" x 6-1/2"
 - 2 — Center punches: 1/8" x 5"; 3/16" x 6"
 - 5 — Pin punches: 3/32" x 4-1/4"; 1/8" x 4-3/4"; 5/32" x 5"; 3/16" x 5-1/4"; 1/4" x 5-3/4"
 - 5 — Taper punches: 3/32" x 5-1/4"; 1/8" x 5-3/4"; 5/32" x 6"; 3/16" x 6-1/4"; 1/4" x 6-3/4"
 - 1 — Chisel gauge

Available separately:

No.	Part No.	Description
1	4600-15	Taper Punch, 1/4" x 6-3/4"
2	4600-14	Taper Punch, 3/16" x 6-1/4"
3	4600-13	Taper Punch, 5/32" x 6"
4	4600-3	Cold Chisel, 3/8" x 5-1/2"
5	4600-2	Cold Chisel, 1/2" x 6"
6	4600-1	Cold Chisel, 5/8" x 6-1/2"
7	4600-4	Center Punch, 3/16" x 8"
8	4600-5	Center Punch, 1/8" x 5"
9	4600-12	Taper Punch, 1/8" x 5-3/4"
10	4600-11	Taper Punch, 3/32" x 5-1/4"
11	4600-10	Pin Punch, 3/32" x 4-1/4"
12	4600-9	Pin Punch, 1/8" x 4-3/4"
13	4600-8	Pin Punch, 5/32" x 5"
14	4600-7	Pin Punch, 3/16" x 5-1/4"
15	4600-6	Pin Punch, 1/4" x 5-3/4"
16	4600-16	Chisel Gauge



4576 Universal C-Frame Nut Splitter

- Forged and heat-treated frame with offset handle works where ordinary nut splitters may fail. Smooth action cracks nuts without damaging bolt threads.
- Chisel rotates to line up parallel to bolt. Splits non-heat-treated nuts of 7/16" (11mm) through 3/4" (19mm) diameter. Tool is 6-3/4" in length.



4550 Scraper Set

- Scrapers feature polished, heat-treated, stiff, stainless steel blades. Handles are ergonomic two-component plastic and feature a non-slip grip and steel bolstered end. Packaged in a storage tray. Includes: 1-1/4" straight blade, 1-1/4" bent blade, and 2" straight blade tips.



6613 Variable Pin Spanner Wrench

- Universal design fits many different types of pulleys having slots or holes, including camshaft pulleys and crankshaft pulleys.
- Wrench is adjustable from 1-1/4 inch to 5 inches; works with a 1/2 inch ratchet or breaker bar.

Set Includes:

- 526908-1 — 3.5 mm pin
- 526908-2 — 4 mm pin
- 526908-3 — 4.5 mm pin
- 526908-4 — 5 mm pin
- 526908-5 — 6 mm pin
- 526908-6 — 7 mm pin
- 526908-7 — 10 mm pin
- 526908-8 — Handle



4514 Mini Snap Ring Pliers Set (4 Piece)

- Small-size pliers for work in tight areas. Service S-ring and R-ring clips, internal or external, straight or angled. Ruggedly built of heat-treated chrome molybdenum steel.
- Set includes two internal snap ring pliers (one straight, one 45°) and two external snap ring pliers (one straight, one 45°).
- All pliers have .038" (1.0mm) diameter tips.



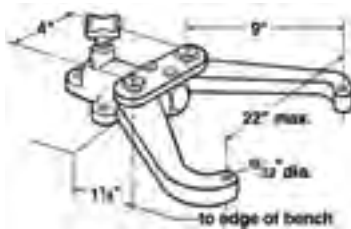
4651 Screw Extractor Set

- Removes broken studs and bolts.
- Includes ten guide bushings, five drill bits and five screw extractors with extractor nuts.
- Drill bits are left handed to help removal.



4650
Mirror and Magnet Set

- Handles telescope from 6-1/2" to 25". Swivel heads allow access to tight areas.
- Large, rectangular swivel mirror is 2" x 3-1/2", and is attached to one telescoping handle; small mirror is 1-1/4" in diameter, and is interchangeable with magnets on the other handle.
- Magnets can lift up to 8 lbs.



7020
Bench-Mounted Holding Fixture

Securely hold and rotate small engines, transmissions, and other components while you're working on them.

- This holding fixture will handle pieces weighing up to 250 lbs., and it offers 360° of rotation with positive stops at 90° increments.
- Three sides of the mounted unit remain fully exposed.

34607 – Base assembly only.



Universal Outside Thread Chaser

This thread chaser will quickly restore threads on fork tubes, steering stems, axles, etc. to near original condition without the use of expensive thread-cutting equipment.

- Replaceable V-pads and dies.
- 1-1/4" to 5" O.D.

7402
Thread chaser with 6 dies: threads per inch - 4, 5, 6, 7, 7-1/2, 8, 9, 10, 11, 11-1/2, 12, 14, 16, 18, 20, and 24.

216884
Standard die set. Includes 6 dies, in the sizes listed above.

202817
Metric die set. Includes three dies:
1 mm- 1.25 mm-1.5 mm-1.75 mm,
2 mm-2.5 mm-3.0 mm-3.5 mm; 4 mm pitch dies.

206803
V-pad.



For product videos visit
otctools.com



Spectrum Work Lights

- AC/DC Rechargeable
- Li-Ion battery
- Magnetic base
- Bright LEDs - 50,000 hour life
- Adjustable 60° angle
- Slip resistant textured body
- Impact and water resistant
- Limited Lifetime Warranty

5550
Spectrum Solar 10W LED Work Light with UV Top Light



5551
Spectrum Trio 9W LED Work Light with 3W LED Top Light



5552
Spectrum 30+4 30 Pc. LED Work Light with 4 Pc. LED Top Light



5550 Specifications	5551 Specifications	5552 Specifications
10W LED Work light with UV Top Light	9W LED Work light with 3W LED Top Light	30 Piece LED Work light with 4 Piece LED Top Light
LI-ION Rechargeable Battery – 3.6V 2250 mAh, AC/DC	LI-ION Rechargeable Battery – 3.6V 2250 mAh, AC/DC	LI-ION Rechargeable Battery – 3.6V 2250 mAh, AC/DC
Charger Input AC 100 ~ 240V; 50/60Hz; DC12V ~ 24V	Charger Input AC 100 ~ 240V; 50/60Hz; DC12V ~ 24V	Charger Input AC 100 ~ 240V; 50/60Hz; DC12V ~ 24V
Power Output: 5.0V 1000 mAh	Power Output: 5.0V 1000 mAh	Power Output: 5.0V 1000 mAh
Charger Time: 3.5 ~ 4.0 hours	Charger Time: 3.5 ~ 4.0 hours	Charger Time: 3.5 ~ 4.0 hours
Active Time: 2.5 hours	Active Time: 3.0 hours	Active Time: 4.0 to 5.0 hours
Storage Temperature: -4°F to 158°F; -20°C to 70°C	Storage Temperature: -4°F to 158°F; -20°C to 70°C	Storage Temperature: -4°F to 158°F; -20°C to 70°C
Operating Temperature: 23°F to 122°F; -5° to 50°C	Operating Temperature: 23°F to 122°F; -5° to 50°C	Operating Temperature: 23°F to 122°F; -5° to 50°C
PS: LED Sector: 170°	PS: LED Sector: 25°	PS: LED Sector: 15°
At 50 cm: 350 LUX (750 Lm)	At 50 cm: 4000 LUX	At 50 cm: 2250 LUX
Waterproof Grade IP65	Waterproof Grade IP65	Waterproof Grade IP65



Heavy-Duty

Diesel Compression Testers 148-149

Glow Plug Testers 148-149

Injector Remover / Installers..... 149

HD Drain Plug Pro™ 150

HD Oil Filter Wrenches..... 150

HD Snap Ring Pliers..... 150

Sleeve Puller / Installer / Plates 151-152

Clutch Tools..... 152-153

Locknut Sockets 154-155

Kingpin & Brake Anchor Pin Push..... 156

Slack Adjuster Pullers..... 157

Brake Spring Pliers..... 158

Transmission Puller Sets..... 158

Fuel Injectors 159

Nozzle Testers..... 160-161

Oil Filter Crushers / Fluid Receivers..... 162

Hendrickson Service Sets 163-165

Freightliner Rear Suspension 165

Power Train Lifts 166

Transmissions Jacks 166

Air Lifts / Driveline Lifts 166-167

Clutch Lifts..... 167

Under Axle Jacks..... 168

Engine & Jack Stands 170-171

Bottle Jacks 172

Wheel Dollies & Track Ramps..... 173

Torque Wrenches 174

Tire Bead Seater / Tire Spoons 174

Hands Free Air Chuck,
Tire Bead Breaker 175

Tire Spoon Holding Pliers..... 175

Floor Cranes 176-177

Presses..... 178-180

Collision Repair Sets 181

DPF Equipment 182-183

Genisys® HD Standard 184

Ez-Tap HD Diagnostics 185-187

HD Scan 187

Pro-Link iQ..... 188

Leak Detector System 189

Diesel Emission Tester..... 190

Heavy Duty Battery Tester 191

Recovery/Recycling Units..... 191-192





3642 12V-24V Truck Circuit Tester

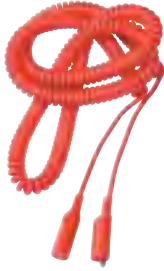
Product Features:

- Works on 12-24 volt systems.
- Features 7" stainless steel probe.
- 24' coil cord.
- Extra large clamp.

3903 24' jumper leads

From headlight to taillight, this extra long test lead stretches to over 24 feet in length.

Constructed from high quality polyurethane, high visibility coil cord test lead has superior memory retention and resistance to grease and oil.



3673 Diesel Glow Plug Tester

Glow Plug Tester provides fault detection thru LED's for a quick analysis; Short Circuit, Over Current, Normal Operation, Open Circuit/Under Current.

- Glow Plug Tester allows for testing without removing glow plug from engine.
- Powers the glow plug to test the plug in it's operating state.
- Much more accurate test than a cold resistance test, which can miss short circuits.
- Tester uses a current measurement to accurately determine proper operation and check for short circuits.



3674 Diesel Fuel Pressure Tester

- Simple one wire connectivity to the fuel pressure sensor signal wire. Designed for diesel engines that have a fuel pressure sensor reading used by vehicle computer.
- Displays pressure in PSI or BAR.
- Range 0-22,000 PSI (0-1500 BAR).
- Read diesel fuel pressure in vehicle.
- No fittings required.
- Readings alternate between current and max pressure.

No need to have fuel or transmission hoses inside vehicle during a road test.

No makeshift taping of gauges to the windshield.

Use with OTC's No. 3398 to find clogged/dirty fuel injectors.

Pinpoints worn power steering pumps or racks.

PSI reading for hydrostatic drives and high pressure hydraulics.

Finds blocked intake ports and plugged catalytic converters.



"Min/Max" pinpoints:

- Fuel restrictions
- Plugged filters
- Weak fuel pumps
- Transmission pressure spikes

"Delta Zero" monitors fuel pressure drop caused by faulty check valves.

Displays readings in BAR for checking European specs.

Permits comparison of ABS brake pressures at each wheel.

See Scope/Meter accessories for temp probes.

Multi-Application Digital Pressure and Temperature Analyzer

Combining the functions of vacuum, oil pressure, hydraulic system pressure, fuel pressure, transmission pressure, compression, and air conditioning—all in one!

3492

Heavy-duty digital pressure/temperature analyzer with four pressure input receptacles and protective boot.

Set includes: No. 3491-02 (5,000 psi) transducer, No. 3491-13 20' cable, No. 3500-05 bead-type temperature probe, assorted fittings. No. 3491-31 plastic storage case, instruction manual.



Accessory:

3491-01 – 500 psi transducer.

3491-02 – 5,000 psi transducer. Required for ABS and power steering pressure readings.

3491-03 – 10,000 psi transducer. (Note: For No. 3492 only.)

3491-11 – 6' cable, **3491-12** – 12' cable, **3491-13** – 20' cable.

Diesel Compression Tester with Adapters

This easy-to-use compression tester is designed for light- and medium-duty diesel engines equipped with glow plugs. A dual-reading gauge, featuring a push-button release valve, measures compression to 1000 PSI and 7000 kPa. The hose end has quick disconnect fittings. The tester comes with glow plug and nozzle adapters in a handy storage case.

Tester services these engines:

- Cummins B and C
- Navistar DT466/DT360
- Ford/Navistar 6.9L & 7.3L
- Detroit 6.2L & 6.5L
- Hino diesel and Mitsubishi Fuso truck engines

5020 – Diesel compression tester with adapters.

5021 – Universal diesel engine compression gauge.

304802 – Replacement gauge.

Replacement Adapters (available separately)

47484 – Hino diesel truck engines with 12 mm x 1.25 thread

209633 – Ford 6.6L & 7.8L diesels


217791 – Cummins B 3.9L 4 cyl. & 5.9L 6 cyl. '89-'98

308472 – Mitsubishi Fuso truck 4D & 6D engines with 10 mm x 1.25 thread

310810 – Cummins C 8.3L 6 cyl. '88-'96

310832 – Ford/Navistar 6.9L & 7.3L, Detroit 6.2L & 6.5L with 10 mm x 1.0 thread

310840 – Navistar DT466/DT360



5020

Similar to Ford 303-D091 (D93T-6000-A)



5021

Similar to Ford 303-D092 (D93T-6000-B)

Similar to Ford 303-D103


6076
Ford Diesel Compression Test Adapter

- Use with OTC No. 5021 diesel engine compression gauge.
- Remove glow plug; this adapter is used to connect the No. 5021 gauge to perform a compression test.
- Application: 1994–2003 Ford vans and pickups with 7.3L direct-injected turbocharged (DIT) diesel engine.

Similar to Ford 303-757


6660
Ford Diesel Compression Test Adapter

- Use with OTC No. 5021 diesel engine compression gauge.
- Works on 2003–2006 Ford vans and trucks—with 6.0L diesel engines.



6005A
Glow Plug Remover


Set includes 10 mm and 12 mm split nuts, three spacers (3/16", 1/4", and 5/16"), plastic storage/organizer case and instructions. The 10 mm split nut will work on Ford 6.9L and 7.3L diesels; GM 6.2L, and 6.5L diesels; and various diesels in import vehicles. The 12 mm split nut works on various diesels in import vehicles, plus many agricultural and construction diesel applications.



6088
Ford 5-pin Connector Harness for Glow Plug Testing

- Provides an easy way to check glow plug resistance without having to remove the valve cover of 1994–98 Ford trucks and vans with 7.3L DIT (direct-injected turbocharged) diesel engines.
- Used with any standard digital volt ohmmeter to check glow plug resistance.

Similar to Ford 303-625



6595
Ford High Pressure Oil Line Disconnect Tool

- Use to disconnect the high pressure oil line from the cylinder head.
- Works on 1998–2003 Ford vans and trucks with 7.3L direct-injected, turbo-charged (DIT) diesel engines.



7835
Ford Rear Main Oil Seal Kit

- Works on 1994–2003 7.3L diesel engine in Ford 3/4- and 1-ton trucks.
- A complete kit with the tools you need to correctly remove and install the rear main oil seal and wear ring on the crankshaft.
- Eliminates makeshift methods of seal removal and installation that could damage the new seal or crankshaft.



5060
Detroit Diesel Injector Socket

Used on GM 6.2L and 6.5L engines. This 30 mm socket ensures proper fit during nozzle removal and installation. The 3/8" square drive and 7/8" hex permit easy access in tight quarters, and prevent damage to nozzle and related components.

Similar to Ford No. 303-491 No. 303-492



6067
Ford Injector Remover / Installer Kit

- Removes and installs injectors without damaging the injector or cylinder head.

Application: 1994–2003 Ford 3/4- and 1-ton trucks, Super Duty trucks, and vans with 7.3L direct-injected turbocharged (DIT) diesel engine.

Similar to Miller 8318




6069
Cummins Diesel Fuel Injector Remover Kit

Kit contains a fuel injector connector tube remover and fuel injector puller. The fuel injector connector tube must be removed before removal of the injector, or both will be damaged.

Application: 1998-1/2–2002 Dodge pickups and vans with 5.9L 24-valve Cummins diesel turbo engine.

Similar to Kent-Moore J-41089



Similar to Kent-Moore J-41711

6087
GM Injection Pump Wrench Set

- Use to loosen or tighten injection pump retaining bolts whenever pump timing adjustment or pump service is required. Services 1996–1999 GM full-size 2- and 4-wheel drive trucks, vans, and Suburbans with 6.5L diesel engine.
- Two specially bent wrenches are needed, due to the location of the throttle, cruise control, T.V. cable bracket, cooling system crossover pipe and bracket, and the thermostat housing on vans and pickups.
- Wrenches are 15 mm, 12-point, double box-end type.



6752
Similar to Ford No. 303-D113



6753
Similar to Ford No. 303-D115



Designed for the diesel truck market, this tool will work for just about any injector you need to remove for service or replacement.

6752 – Fuel Injector Storage Rack with Protective Cups


Compartment are marked to help keep the injectors organized by the cylinder they came from in order to keep the injector calibration in sync with the vehicles ECM.

6753 – Protector Cups.

A set of eight replacement cups for 6752 Fuel injector storage rack.

6741A
Cummins Engine Barring Tool

Need to manually rotate an engine? Insert the tool into the flywheel housing until it engages the ring gear, then attach a 1/2" square drive ratchet or breaker bar and turn. The tool's load-bearing collar provides friction-free operation while rotating the tool in the housing.



- Works on Cummins B and C series diesel engines and 5.9L liter diesels used in Dodge pickups.



7248

C-Frame Press

The C-Frame is used in conjunction with OTC Ball Joint Adapters. Can also be used for removing/installing; universal joints with needle bearings, pressed in wheel studs, and brake anchor pins on heavy-duty vehicles. Suitable for general pressing operations.

6935

U-Joint Service Adapter

For use with the 7248 C-Frame to service the u-joints found on Dana 60 4WD front drive axles.



Application Examples:

- 1977-1991 Chevrolet and GMC 1 Ton
- 1975-2010 Dodge ¾ & 1 Ton
- 2000-2002 Ford Excursion
- 1999-2010 F250
- 1985-2010 F350
- 1999-2008 F450
- 1999-2004 F550

Heavy-Duty Oil Filter Wrenches

Features a 1/2" wide steel band that can stand up to the high torque needed to remove filters from trucks, tractors, and other heavy equipment.



Use with a 1/2" drive ratchet or breaker bar.

4555 – Heavy-Duty Oil Filter Wrench for filter dia. of 4-1/8" to 4-21/32" (104 mm to 118 mm).

4556 – Heavy-Duty Oil Filter Wrench for filter dia. of 4-21/32" to 5-5/32" (118 mm to 131 mm).

4557 – Heavy-Duty Oil Filter Wrench for filter dia. of 5-5/32" to 5-21/32" (131 mm to 144 mm).



Adjustable Oil Filter Pliers

Forged jaws with sure-grip teeth grab the filter for easy removal. Slip-joint ratchet and lock mechanism allows a secure grip on filters.

4560 – Small Adjustable Oil Filter Pliers. Plier is 13-1/2" long and fits filters ranging from 2-1/4" to 5" (57 mm to 127 mm) in diameter.

4561 – Large Adjustable Oil Filter Pliers. Plier is 18" long and fits filters ranging from 3-3/4" to 7" (95 mm to 178 mm) in diameter.

4562 – Adjustable Oil Filter Pliers Set. Includes both the No. 4560 and No. 4561 listed above.

4513

Heavy-Duty Snap Ring Pliers Set (2 piece)

- Heat treated steel "circlip" pliers for large equipment repair.
- Replaceable tips and spring ratchet locking mechanism to securely hold against snap ring tension.
- Internal pliers' capacity 3-1/16" to 6-1/4" (78 mm to 159 mm) snap rings.
- External pliers' capacity 3-1/2" to 6-1/2" (89 mm to 165 mm) snap rings.
- Blow-molded storage case includes extra sets of replaceable tips.
- Overall length 16"; handle length 12-1/2".



4513 includes:

Tool No.	Description	Tool No.	Description
4513-1	Internal snap ring pliers	4513-4	(2) .12" (3 mm) 45° tips
4513-2	External snap ring pliers	4513-5	(2) .12" (3 mm) 90° tips
4513-3	(2) .12" (3 mm) straight tip	4513-6	4 tip retaining screws

Giant Adjustable Wrenches

The really big jobs call for really big tools. These wrenches will handle 42 bolt sizes from 1-3/8" to 4-3/4". Together, both wrenches weigh just 41 lbs., but can replace over 1,000 lbs. of fixed-size wrenches.

7640 – Giant adjustable wrench. Rated to withstand 2,000 ft. lbs. of torque. Nut/bolt size 1-3/8" to 2-7/8". Increments of Jaw adjustment 1/8", length 24". Head thickness 7/8".

7641 – Giant adjustable wrench. Rated to withstand 5,000 ft. lbs. of torque. Nut/bolt size 2-3/4" to 4-3/4". Increments of Jaw adjustment 1/8", length 36". Head thickness 1-1/8".



7463

Gland Nut Wrench

This wrench is fully adjustable to fit hydraulic cylinders on vehicles having gland nuts from 1" to 3-3/4" in diameter. It also reverses to work on either 1/4" or 7/32" pinholes.

Accommodates a 1/2" drive ratchet.

215128 – Replacement pin.

1266

Adjustable Gland Nut Wrench

Here's a wrench designed to fit hydraulic cylinders on most farm and construction equipment. It fits gland nuts from 2" to 6" diameter pin to pin. And it's reversible to fit 1/4" and 5/16" diameter pinholes.

Accommodates a 3/4" drive ratchet or breaker bar.

204928 – Replacement pin.



5961HD

Heavy-Duty Drain Plug Pro™

- For Agricultural, Commercial, and Heavy-Duty Vehicle Applications
- Remove fluid drain plugs without touching the plug or hot fluids!
- NO touching HOT plugs.
- NO HOT fluids on hands.
- Removable attachment permits use with common 3/8" square drive sockets. Great for starting bolts in hard-to-reach places.
- Just magnetically attach HEAVY-DUTY DRAIN PLUG PRO™ to pre-loosened drain plugs and rotate to remove.
- Magnetic attachment for internal 1/2" square drive drain plugs.
- Magnetic attachment for large drain plugs.



7062A

Universal Filter Wrench

This filter wrench will stand up to the job of removing nearly any spin-on filter (up to 6"). Universal design permits use on most vehicles. The tough 2" wide nylon strap holds firmly. The more leverage applied, the tighter it grips. Accommodates a 3/8" drive ratchet.



5028

Slide Hammer Puller

Just 8-1/2" long to fit into tight spots, but its 1-1/2 pound hammer gives you a little extra muscle for stubborn jobs. It's perfect for pulling injector nozzles. The shank is threaded 1/2" –20 and has a 5/8" –18 threaded adapter included. Works with many OTC pulling attachments.



1202 shown



Sleeve Puller / Installer Sets

These sets work on a wide array of truck, bus, and tractor engines, as well as those in other vehicles. They'll handle wet and dry sleeves – and you won't need to remove head studs. Save time, effort, and money.

- Choice of two sets: manual or 17-1/2 ton hydraulic powered.
- Wide range of adapter plates available to fit most engines.

1200


Manual Sleeve Puller Set

This manually operated, screw-powered device removes cylinder sleeves from most truck, bus, and tractor engines. Adapter plates (not included in the set) accommodate a wide range of bore sizes. See application chart on next page. The puller enables one technician to handle sleeve-pulling tasks.

Not recommended for Mack engines (use No. 1202 set).




24824	Thrust washer
37592	Three-way head
27908	13" risers (3 required)
22205	Forcing nut
208675	Swivel assembly
10088	Cap screws, hex hd. (3)
10586	Flat washers (3)
11466	Thrust bearing
32976	Pulling screw



1201

Installing Conversion Kit for 1200 Set

Permits the No. 1200 sleeve puller to handle both removing and installing operations. Use plate Nos. 1253–1256 for installing, and plate Nos. 1219–1250 for removing. Plates are not included with kit.



No. 1201	Description
33769	Screw extension
41291	Installing bar
302340	Yoke assembly

Sleeve puller plate application chart

The puller plates listed here work with manual and 17-1/2 ton hydraulic sleeve pullers	Bore Dia.	Plate No.
J.I. CASE – 207 Diesel	4"	1227
CATERPILLAR – 1673C; 1674; 3304; 3306; D330C; D333C; D334, D326, D337	4-3/4" 5-1/8"	1240 1246
CUMMINS – V Series 903 NT855	5-1/2"	1250
H & NH	4-7/8"	1242
GENERAL MOTORS – 53 Series	3-7/8"	1225
71 Series	4-1/4"	1232
INT'L HARVESTER – C-221, C-263	3-9/16"	1221
D-166, D-188, D-236, D-282, C-248, D-248, D-310, D-358, D-155	3-11/16"	1222
D-179, D-206, D-239	3-7/8"	1225
C-281, D-281, D-361	4-1/8"	1230
D-691, D-461	4-3/4"	1240
D-407	4-5/16"	1233
JOHN DEERE – 4-270, 6-404	4-1/4"	1232
6-531	4-3/4"	1240
6-619	5.12"	1246
8-955	5.512"	1250
MACK – END(T) 673, 675, 676	4-7/8"	1243
672	4-7/8"	1242
END (T) 711, 707	5"	1245
PERKINS – AD3.152, AG3.152, AD4.203	3.6"	1219
AG4.212, A4.236, AG4.236, A6.354, A6.3541, ATC6.3541, AT6.354, AT6.3541	3-7/8"	1223

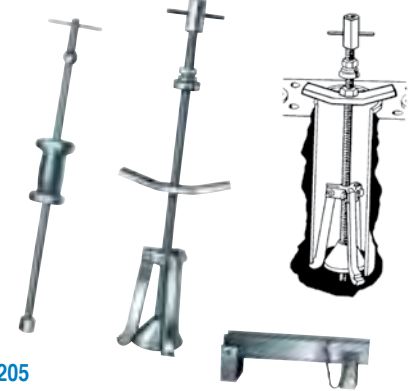
Universal puller for wet-type sleeves, see following page.

17-1/2 Ton Hydraulic Sleeve Puller Set

Removes and installs sleeves of many makes and models of trucks, buses, and tractors. See chart at left and on next page.

- 1202 – 17-1/2 ton hydraulic sleeve puller set.
- 1203 – Sleeve puller without hydraulic assembly.

No. 1202	Description (includes 1203 and 4180)
37592	Three-way head
33769	Screw extension
302482	Speed nut
302340	Yoke assembly
10088	Cap screws, hex hd (3)
32976	Pulling screw
4180	Hyd. ram/pump assy.
27908	13" risers (3 req'd)
41291	Installing bar
10221	Hex safety nut
208675	Swivel assembly
10586	Flat washers (3)
21714	Insert



1205

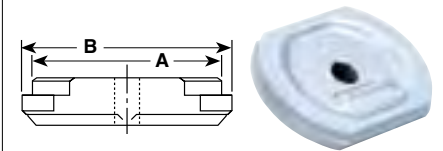
Universal Puller for Wet-Type Sleeves

This tool will remove cylinder sleeves faster than ordinary pullers because it requires very little setup time. Cone adjustment positions the puller jaws quickly, locking bar is tightened. To aid in breaking "frozen" sleeves loose, adjustable bridge is positioned on the cylinder block and the bearing-mounted forcing nut is tightened. Next, bridge is removed and slide hammer assembly is attached. With a few sharp hammer blows, sleeve is pulled. In most cases, job time will average less than two minutes per cylinder. The puller features a 5 lb. slide hammer to help bust loose even the most stubborn sleeves.

- Special adapters are unnecessary.
- Adjustable jaws fit sleeves 3" to 6-1/2" in diameter.

Sleeve Removal Plates

Designed to work with set Nos. 1200, 1202, and 1203, these removal plates fit the full spectrum of cylinder sleeve sizes. Determine engine bore size ("A" dimension) and O.D. of sleeve to be pulled ("B" dimension). Then consult chart to the right.



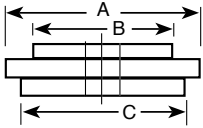
Bore Inches	A I.D. +.010 -0.000	B I.D. +.010 -0.000	OTC Plate Number
3.600"	3.585	3.657	1219
3-9/16"	3.547	3.663	1221
3-11/16"	3.671	3.792	1222
3-7/8"	3.840	4.047	1223
3-7/8"	3.859	4.093	1225
4"	3.984	4.218	1227
4-1/8"	4.109	4.229	1230
4-1/4"	4.235	4.470	1232
4-5/16"	4.302	4.450	1233
4-3/4"	4.734	5.171	1240
4-7/8"	4.860	4.980	1242
4-7/8"	4.860	5.045	1243
5"	4.977	5.120	1245
5-1/8"	5.093	5.593	1246
5-1/2"	5.484	5.718	1250



Sleeve Installation Plates

Each of these dry-sleeve installation plates covers a range of bore sizes. Their reversible design makes both sides usable. The plates work with our manual or 17-1/2 ton hydraulic puller/installers.

(Nos. 1200, 1202, and 1203). Check chart at below to ensure correct sleeve selection.



Fits Sleeves From	A	B	C	No.
3-3/16" to 3-7/16"	3-7/8"	3.171"	3.421"	1252
3-9/16" to 3-7/8"	4-1/4"	3.546"	3.859"	1253
4-1/8" to 4-3/8"	4-3/4"	4.109"	4.359"	1254
4-3/8" to 4-3/4"	5-1/4"	4.390"	4.734"	1255
4-13/16" to 5-3/4"	6-3/8"	4.797"	5.734"	1256



5022

Oil Seal and Wear Ring Installer

This two-piece tool makes the difficult job of correctly installing the rear crankshaft seal and wear ring on most Navistar DT-360 and DT-466 engines thru 1996 an easy task. Bolt the adapter to the crankshaft and wrench the component home.

- Eliminates damage to seals or wear ring that can occur when driving them into place.



7106

Cylinder Liner Height Gauge with Hold-Down Bar

This set lets you meet those exacting specifications necessary for optimum diesel engine performance. It accurately measures cylinder bore flatness and depth. The hold-down bar correctly seats the liner for accurate measurement of liner protrusion. The easy-to-read dial is in .001 inch graduations, 1.000" range.

7161

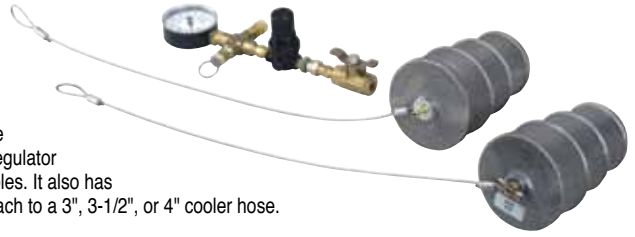
Cummins Engine Turning Tool

This tool makes easy work of manually rotating a Cummins 855 cubic inch engine. It's essential hardware when you're bringing pistons to top dead center to adjust injector timing.

5039

Charged Air Cooler Tester

This is the easy way to find air leaks in the charged air cooler systems used on class 7 & 8 truck engines. The tester features a large 2-1/2", 0-60 PSI pressure gauge, regulator and relief valve, and two safety cables. It also has quick disconnect air fittings that attach to a 3", 3-1/2", or 4" cooler hose.



5071

Cummins Water Pump Pulley Tool

This heavy-duty tool is designed to remove or install water pump pulleys on Cummins L10 and M11 engines, 1991 and newer. The installer has a rugged thrust bearing that allows for friction-free pulley installation without damaging pump components.



7119

Compressor Drive-Gear Coupling Puller

Here's the solution for removing the coupling from the Cummins Compact and Bendix air compressors found on many Cummins 855 cubic inch engines. The split collet design fits over the coupling, and mechanical force does the work.

- Works on compressors with 1-3/4" O.D. shaft.



7470

Cummins Diesel Injector Timing Kit

Measures static timing on Cummins J, K, N, NH, V-12, N-14, and L-10 series diesel engines. With this tool you can determine the injector push tube travel in relation to piston travel. Tool is installed with one dial indicator in the injector bore and the other on the injector push tube. Turn the engine over manually to find top dead center. By checking the gauges, you can determine if timing is within factory specifications, then make adjustments to the cam followers.

7120

Cummins Drive-Pulley Tool Set

This two-piece set is designed to remove and install the drive pulley on Cummins NH and NTC 855 cubic inch engines. The 7120B remover simply bolts into the tapped holes for pulling. The 7120A installer threads onto the pulley accessory drive shaft for easy installation.

7120A – Drive-pulley installer.

7120B – Drive-pulley remover.



5044

Self-Adjusting Clutch Rotating Tool

This handy tool replaces the self-adjuster mechanism on Spicer self-adjusting clutches, allowing you to manually adjust them with a wrench or socket.

- 3/4" hex drive.




Pilot Bearing Pullers

These tools make quick work of pulling stubborn, rusted pilot bearings. No. 5048 fits 1-1/4" I.D. bearings, and No. 5049 fits 1" I.D. bearings. The puller's forcing screw expands the jaws inside the bearing and simultaneously pushes against the crankshaft.

5048 – Pilot bearing puller for 1-1/4" I.D.

5049 – Pilot bearing puller for 1" I.D.



7028

Clutch-Adjusting Wrench

This clutch-adjusting wrench will solve the difficult, time-consuming job of internally adjusting heavy-duty Spicer clutches. Using this wrench is much quicker and easier than makeshift methods such as pry bars, which often result in component damage, poor job performance, or extra downtime.



Truck Clutch Alignment Shafts

These 10-spline clutch alignment shafts are available in the three most popular sizes: 1-1/2", 1-3/4", 2" O.D., and are designed for use on heavy-duty single, two-plate, push/pull, manual, and self-adjust clutches. The shafts are constructed of lightweight fiberglass-reinforced nylon that won't hang up in clutch disc splines. Yet, they're rugged and will easily support the weight of heavy pressure plates.

- 5070** – Truck clutch alignment shaft. 1-1/2" O.D., 30 mm pilot.
- 7072A** – Truck clutch alignment shaft. 1-1/2" O.D., 1" pilot, 10 splines, 3.25" long. Similar to Ford 308-D001 (D79T-7550-A).
- 7073A** – Truck clutch alignment shaft. 1-3/4" O.D., 1-1/4" pilot, spline 3.75" long. Similar to Ford 308-D002 (D79T-7550-B).
- 7074A** – Truck clutch alignment shaft. 2" O.D., 1-1/4" pilot. 10 splines, 3.6" long. Similar to Ford 308-D003 (D79T-7550-C).
- 7480** – Truck clutch alignment shaft. 1-3/4" O.D., 1" pilot. Similar to Ford 308-D010 (D93T-7550-A).
- 5029** – Clutch alignment shaft. 2" O.D., 1-1/4" pilot. 10 splines, 7.3" long. Similar to Ford 308-D011 (D93T-7550-B).
- 5030** – Clutch alignment shaft. 1-3/4" O.D., 1-1/4" pilot, spline 7.375" long. Similar to Ford 308-D012 (D93T-7550-C).




5035

Truck Clutch Adjustment Set

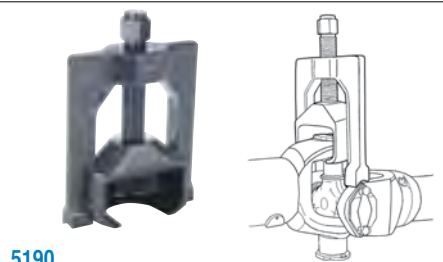
The gauges in this set enable you to check the adjustment of pull-type, heavy-duty clutches, ensuring their correct operation. One gauge checks the amount of free play between the yoke and the bearing's wear pad. The other gauge lets you determine the amount of travel between the release bearing and transmission bearing cap.

- Release bearing travel gauge.
- Clutch pedal free play gauge.



Similar to Ford 308-D008(D93L-4201-A)

Similar to Ford 308-D009(D93L7025-A)



5190

Heavy-Duty U-Joint Puller

The ideal tool for disassembling drivelines.

- May be used with up to a one-inch impact wrench.
- Quickly and easily removes sealed U-joint cups without the need for hammering or heat.
- Will not damage the driveshaft, yoke, bearing cups, or joints.
- Fits practically all Class 7 and 8 trucks, including: Spicer driveline 1610, 1710, 1760, 1810, 1880 Spicer SPL 140, 170, and 250 "Life Series" Meritor (Rockwell) 16N, 17N, 18N, 1710 Meritor RPL 20 and 25 "Permalube" Series.



5191

Heavy-Duty Bearing Cup Installer

Quickly and easily installs bearing cups on Dana/Spicer SPL "Life Series" quick-disconnect universal joints.

- Three individual adapters press bearings to the manufacturer's recommended depths.
- Adapters fit Spicer SPL 140, 170, and 250 series drivelines.



5192

Heavy-Duty Bearing Cup Installer

Quickly and easily installs bearing cups on bolt-retained universal joints. Fits series 1610 to 1880 and nearly all other heavy-duty truck and machine type u-joints with bolt-retained bearing cups.

- Automatically aligns bearing cups during installation.
- Eliminates the possibility of damage to the needle bearing.



7490

U-Joint Tool

Designed for a 1/2" impact wrench, this U-joint tool removes even the most stubborn U-joints with ease. It's compact and easily set up, making it ideal for service calls. And it can be used at different angles and in tight places, eliminating those damaging makeshift methods. The puller's legs have holes for bolt storage.

- Bolts included: 5/16"-24 x 1-1/2", 3/8"-24 x 1-1/2", 7/16"-20 x 1-1/2", M8-1.25 mm x 35 mm.
- Works on most Dana Spicer and Meritor U-joints – except Spicer's Life series model SPL250X.



5043

Clutch Service Set

Here's an ideal companion set to the clutch handler. Designed for Spicer heavy-duty clutches, the nine tools in this set help with a variety of jobs, from clutch installation and removal to flywheel drive-pin installation to clutch adjustment.

- Includes handy plastic carrying case.

OTC No.	Description
5044*	Self-adjust clutch rotating tool. Rotates adjusting ring.
5045*	Flywheel drive pin installing tool. Aligns and installs drive pins in 14" heavy-duty truck pot-type flywheels.
5046*	Clutch release tool. Removes shipping blocks from between clutch housing and release bearing.
7028*	Adjusting wrench. For internal adjustment of multiple lever and angle-spring clutches.
7073A*	Clutch alignment tool. 1-3/4" O.D. Provides perfect fit to spline of clutch disc.
7074A*	Clutch alignment tool. 2" O.D. Provides perfect fit to spline of clutch disc.
213013	Pair of 3/8" flywheel to clutch guide pins.
213014	Pair of 7/16" flywheel to clutch guide pins.
213015	Hex key Wrench. Removes/installs flywheel drive pin set screws.

* Tool is available separately.




7057

U-Joint Puller

This service tool easily removes stubborn, corroded bearings without damaging U-joint components, even in limited space. The tool applies up to 7 tons of force to separate yoke assemblies and remove bearings. Far superior to sledgehammer methods.

- Works on Meritor 16N, 17N, 18N, and 1710 series U-joints and Spicer 1600/1610 to 1880 series U-joints.
- Includes plastic storage box, No. 1036 2-jaw puller, and instructions.



Wheel bearing locknuts are easy to remove or install with these specially designed sockets. They're made of high-strength steel and resist rounding out.

NOTE: Sockets are designed for use with 3/4" square-drive manual tools only. Impact tool use voids sockets' warranty.

1902 – Similar to Ford No. 205-039 (T70T-4252-B)

1904 – Similar to Ford No. 205-040 (T70T-4252-D)

1905 – Similar to Ford No. 205-041 (T70T-4252-E)

1910 – Similar to Ford No. 205-042 (T70T-4252-K)

1928 – Similar to Ford No. 205-043 (T70T-4252-W)

Measure from flat to flat to determine size of locknut, then consult chart to find the correct socket.



Socket No.	Opening Size
1901	2-3/32" (6 pt.)
1920	2-1/4" (6 pt.)
1902	2-3/8" (6 pt.)
1936*	2-3/8" (6 pt.)
1903	2-3/8" (8 pt.)
1921	2-1/2" (6 pt.)
1904	2-9/16" (6 pt.)
1905	2-9/16" (8 pt.)
1928*	2-9/16" (6 pt.)
1922	2-5/8" (6 pt.)
1923	2-3/4" (6 pt.)
1937	2-3/4" (8 pt.)
1932	2-7/8" (6 pt.)

Socket No.	Opening Size
1933	2-7/8" (8 pt.)
1906	3" (6 pt.)
1907	3" (8 pt.)
1934	3-1/8" (6 pt.)
1935	3-1/8" (8 pt.)
1908	3-1/4" (6 pt.)
1909	3-1/4" (8 pt.)
1924	3-3/8" (8 pt.)
1910	3-1/2" (6 pt.)
1911	3-1/2" (8 pt.)
1925	3-3/4" (8 pt.)
1926	3-3/4" (6 pt.)
1927	3-13/16" (8 pt.)

Socket No.	Opening Size
1912	3-7/8" (6 pt.)
1913	3-7/8" (8 pt.)
1914	4" (6 pt.)
1915	4-1/8" (6 pt.)
1940	4-1/8" (8 pt.)
1916	4-3/8" (6 pt.)
1917	4-3/8" (8 pt.)
1938	4-1/2" (8 pt.)
1941	4-13/16" (8 pt.)
1918	4-7/8" (6 pt.)
1919	4-7/8" (8 pt.)
1939	5-1/4" (6 pt.)
7795	2-1/2" (6 pt.)
7796	2-3/4" (6 pt.)

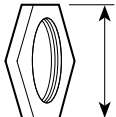
Truck Wheel Bearing Locknut Sockets (6-pt.)

9850 – 21 wheel bearing locknut sockets with tool board.

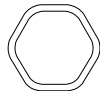
62908 – Display board only.



No.	Qty.	Description
1901	1	Locknut socket (2-3/32")
1902	1	Locknut socket (2-3/8")
1904	1	Locknut socket (2-9/16")
1906	1	Locknut socket (3")
1908	1	Locknut socket (3-1/4")
1910	1	Locknut socket (3-1/2")
1912	1	Locknut socket (3-7/8")
1914	1	Locknut socket (4")
1915	1	Locknut socket (4-1/8")
1916	1	Locknut socket (4-3/8")
1918	1	Locknut socket (4-7/8")
1920	1	Locknut socket (2-1/4")
1921	1	Locknut socket (2-1/2")
1922	1	Locknut socket (2-5/8")
1923	1	Locknut socket (2-3/4")
1926	1	Locknut socket (3-3/4")
1928	1	Locknut socket (2-9/16" rounded)
1932	1	Locknut socket (2-7/8")
1934	1	Locknut socket (3-1/8")
1936	1	Locknut socket (2-3/8" rounded)
1939	1	Locknut socket (5-1/4")



Measure from flat to flat to determine size of locknut, then consult chart to select a socket. **Warranty is void if tool is subjected to impact wrench use.**



* Fits special "rounded" hex nut found on Dana axles of some Ford trucks.

* Depth of locknut sockets is 5".

Metric Truck Wheel Bearing Locknut Sockets

Socket No.	Opening Size
1950M	54 mm (6 pt.)
1951M	55 mm (6 pt.)
1952M	60 mm (6 pt.)
1953M	70 mm (6 pt.)

Socket No.	Opening Size
1954M	71 mm (6 pt.)
1955M	80 mm (6 pt.)
1956M	82 mm (8 pt.)
1957M	90 mm (8 pt.)

Socket No.	Opening Size
1958M	94 mm (8 pt.)
1962M	100 mm (8 pt.)
1959M	106 mm (8 pt.)
1960M	110 mm (8 pt.)
1961M	120 mm (6 pt.)

5047

Lug Nut Cap Remover

Chrome-plated lug nut caps found on many heavy-duty trucks and trailers can be tough to remove, and they're easily damaged if you pry them off or use an ordinary cap remover. This tool avoids those problems. It is ruggedly built and features specially coated jaws that won't slip off the caps, no matter how much squeezing force you apply.

- Features cushioned handles.



5059

Hubcap Installer

Truckers like chrome, and many of them accent their truck's drive axle with chrome hubcaps designed to snugly fit around the axle-shaft bolts. Unfortunately for service shops, these hubcaps are often tricky to install without causing damage. That's where our hubcap installer comes in handy. Constructed of high-density polyethylene, this tool guides the cap into place over the axle nuts, protecting it from unwanted and costly dents.



9851

Wheel Bearing Locknut Sockets (8 pt.)

62909 – Display board only.

No.	Qty.	Description
1903	1	Locknut socket (2-3/8")
1905	1	Locknut socket (2-9/16")
1907	1	Locknut socket (3")
1909	1	Locknut socket (3-1/4")
1911	1	Locknut socket (3-1/2")
1913	1	Locknut socket (3-7/8")
1917	1	Locknut socket (4-3/8")
1919	1	Locknut socket (4-7/8")
1924	1	Locknut socket (3-3/8")
1925	1	Locknut socket (3-3/4")
1927	1	Locknut socket (3-13/16")
1925	1	Locknut socket (2-5/8")
1927	1	Locknut socket (3-13/16")
1929	1	Locknut socket (2-5/8")



No.	Qty.	Description
1930	1	Locknut socket (2-7/8")
1931	1	Locknut socket (3-5/8")
1933	1	Locknut socket (2-7/8")
1935	1	Locknut socket (3-1/8")
1937	1	Locknut socket (2-3/4")
1938	1	Locknut socket (4-1/2")

9852

Wheel Bearing Locknut Sockets

• A selection of popular sizes in 6- or 8-point.

62910 – Display board only.

No.	Qty.	Description
1904	1	Locknut socket (2-9/16" hex)
1908	1	Locknut socket (3-1/4" hex)
1909	1	Locknut socket (3-1/4" 8 pt.)
1910	1	Locknut socket (3-1/2" hex)
1913	1	Locknut socket (3-7/8" 8 pt.)
1914	1	Locknut socket (4" hex)
1915	1	Locknut socket (4-1/8" hex)
1921	1	Locknut socket (2-1/2" hex)
1922	1	Locknut socket (2-5/8" hex)



No.	Qty.	Description
1923	1	Locknut socket (2-3/4" hex)
1928	1	Locknut socket (2-9/16" hex rounded)
1932	1	Locknut socket (2-7/8" hex)

9814

Truck Pinion Sockets

We've designed and built these sockets to have the correct clearance for yoke and locknut assemblies on a variety of truck transmissions and differentials. The sockets have 3" of usable depth and are 4" long. Using the right tools saves time and effort, eliminating the need to destroy standard sockets by grinding them down to fit tight pinion clearances.

No. 1981* – Socket only, not included in set.

62911 – Tool Board only.

Socket No.	Opening Size
1975	2" (6 pt.)
1976	2-1/8" (6 pt.)
1977	2-1/4" (6 pt.)
1978	2-3/8" (6 pt.)
1979	2-5/8" (6 pt.)

Socket No.	Opening Size
1980	2-3/4" (6 pt.)
1981*	2-1/2" (6 pt.)

NOTE: Use sockets with 3/4" square-drive, manually powered handles only. Warranty void if tool is subjected to impact wrench use.



1944

Budd Wheel Sockets

- Metric sizes for Isuzu, Hino, Mitsubishi Fuso, and import trucks; fit front and rear axle wheels.
- 1-1/2" hex Budd wheel socket for American-made trucks with dual rear wheels.

These sockets work on the import truck Budd wheels. Their extra deep design lets you remove both nut and stud with just the one socket. Usable with a 1" square drive impact wrench.

1944 – Consists of 1945A, 1946A, 1947A, 1948A, and 1949A, in a blow molded organizer case.

1945A – 35 mm hex socket with 17 mm sq.

1946A – 38 mm hex socket with 20 mm sq.

1947A – 41 mm hex socket with 21 mm sq.

1948A – 33 mm hex Budd wheel socket. For Mack Midliners, White Volvo, and other import trucks w/dual rear wheels.

1949A – 1-1/2" hex Budd with 13/16" square wheel socket. For American-made trucks with dual rear wheels.



For product videos visit
otctools.com

You Tube



Tubular

Spanner Wrenches

- Six-lug, spanner-type wrenches remove and install rear wheel bearing locknuts. They're built for use with a 3/4" square-drive ratchet or breaker bar.



1929 – Wrench for servicing Chevrolet and GMC 5,200 and 7,200 lb. axles. Socket O.D. is 2-5/8".

1930 – Wrench for servicing Chevrolet and GMC 11,000 to 13,500 lb. axles. Socket O.D. is 2-7/8".

1931 – Wrench for servicing Chevrolet and GMC 15,000 lb. axles; 17,000 lb. 2-spd. axles; 15,000 lb. trailing axles. Socket O.D. is 3-5/8".

Jimmy Bars

We've forged these bars from chrome alloy steel, then heat-treated them to resist bending and breaking.

7166 – 5/8" diameter, 18" long.

7167 – 3/4" diameter, 24" long.

7168 – 7/8" diameter, 30" long.

7420 – 7/8" diameter, 46" long.

7421 – 1" diameter, 54" long.





Kingpin & Brake Anchor Pin Pusher

With this pin remover, hydraulic force and precision tooling replace torch-and-hammer methods for getting the job done quickly and easily. Five special collars and two pins allow this unit to work on both straight and tapered kingpins and accommodates sizes from 7/8" to 2" in diameter and up to 11-1/4" long. The tool delivers 30 tons of hydraulic force to push out even the most corroded kingpins. A job that could consume the better part of a day is done in minutes. The anchor pin can be removed quickly by using the special adapter installed in the pusher's base block and the unit positioned over the brake's spider.

- Works on many models of trucks and buses.
- 27-1/2" high x 8-1/2" wide.
- 30-ton capacity.
- Set includes No. 4002 hydraulic hand pump, No. 9767 hose, No. 9798 hose-half coupler, No. 4121 Power Twin 30-ton ram, and No. 29424 anchor pin adapter.

4240 – Complete kingpin and anchor pin pusher set with hydraulics.

4241 – King- and anchor-pin pusher with anchor pin adapter without hydraulics.

29424 – Anchor pin adapter only.



5079

Heavy-Duty Power Steering Pump Analyzer



- There is only one way to troubleshoot problem components in a heavy-duty power steering system: a flow and pressure reading meter. OTC's new No. 5079 measures both: 1 to 10 gallons oil flow and up to 3,000 psi of pressure.
- When connected in line, this universal analyzer will isolate the failed components in just minutes. There is no wasted time as in trial and error methods.
- The set is complete with high pressure hoses, 9/16"-18 standard fittings, and quick disconnect couplers to handle Eaton/Vickers, TRW, Ross, and Shepard power steering systems.

5053

Mack Kingpin Socket

Here is a socket that makes life a little easier for anyone who works on Mack trucks. Designed for 1/2" square drive ratchet or breaker bar, the socket fits the slotted adjusting screw in tapered kingpins used on most Mack front axles (12,000 to 20,000 lbs.).

- Socket O.D. 1.8"



7071

Differential Housing Spreader

Removing and installing differential ring gear assemblies is typically a difficult, time-consuming chore – that is, unless you're using this differential housing spreader. This device uses mechanical screw power to spread the housing. Allowing easy removal of the differential assembly while eliminating damage often caused by makeshift methods.

- Works on Dana axle models 30 through 70.



4295

Wheel Stud Service Kit

- Works on most hubs for installation and removal.
 - All sizes of studs.
- Installation done by pushing on the head, eliminating the need for threaded adapters.
 - Reduces number of adapters required
 - Reduces damage to studs
 - Increases ease of use
- Remove and install 10 studs in only 10-15 minutes (compare to 20-30 minutes for more expensive competitive products).
- Can be powered with an impact wrench, no hydraulic power source required.
- No need to remove hub from vehicle.
- Reduces risk of damage to hubs, studs, and bearings when using tool.
- Weighs only 12 lbs., assembled to remove studs and 14 lbs., assembled to install studs.

6065

Tie Rod Socket for Medium-Duty Trucks

- Services GM-, Ford-, and Chrysler-built 1-ton 2WD and 4WD trucks.
- Also works on medium-duty Class 2 through Class 6 trucks.
- Use with a 1/2" drive impact wrench to easily remove the tie rod ends from the tie rod.
- Socket I.D. 2-1/8"

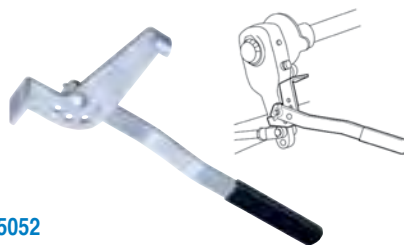


5068

Truck Tie Rod Socket

Designed to withstand the force of a 3/4" drive impact wrench, this rugged socket makes truck tie-rod end removal quick and simple.

- Works on inner and outer tie rod ends on 12,000 to 16,000 lb. truck axles.
- Socket I.D. 2-3/4"



5052


Slack Check

This tool enables you to quickly check the brake adjustment on class 7 and 8 trucks and trailers having S-cam brakes. It features a sturdy, four-position handle to provide the leverage you need at the proper angle.

- Works on manual or automatic slack adjusters.



See page 38 for
Grease Guns



7180

Universal Bearing Cup Installer

This handy, adjustable tool is designed to install wheel-bearing cups in a wide range of heavy-duty axles. Simply adjust and lock the jaws to the cup I.D., slip on the new cup, set it in the bore, and drive it in with a hammer. The tool helps eliminate the damage caused by makeshift methods.

- Works on axles from 11,000 to 50,000 lb. capacity.
- Adjusts to fit 3-5/8" to 6-1/2" O.D. bearing cups, which adds up to as many as 30 individual drivers.

52038 – Replacement jaw.

207561 – Replacement retaining spring.



5038

Brake Anchor Pin and Bushing Service Set

With the No. 5038, there's no need to remove the bearing hub assembly just to replace the pins and bushings on 16-1/2" S-cam trailer and tractor "Q" brake systems. Much less complicated and time consuming!

- Special tooling and our C-frame press get you past the hub assembly, so you can do the job quickly and professionally without damaging other parts.
- Includes everything needed for removal and replacement.



5081

S-Cam Air Brake Spring Tool

- Eliminate makeshift, unsafe methods of unhooking and reconnecting retaining springs when replacing brake shoes on heavy-duty tractors and trailers.
- Simply hook the retaining spring loop and press down. Lever action against the axle makes the job a snap!

314548 – Replacement hook kit.



5080

Truck Front Leaf Spring, Pin, and Bushing Service Set

- Delivers 10 tons of hydraulic force to remove and install truck front spring eye bushing assemblies quickly and easily.
- Services bushings with diameters from 1-1/4" through 1-7/8", and pin diameters from 7/8" through 1-1/8". Handles all popular OE and aftermarket components, including Horton pin and bushing assemblies.
- Service bushing assemblies, in many cases, without removing leaf spring hangers and spring assemblies from the vehicle.
- All accessories are included except the hydraulic hand pump and hydraulic hose which must be purchased separately.



5085

Hub Oil Seal Puller

- Eliminates bearing and hub damage that can occur when a punch and hammer is used to remove the seal.
- Extra long 28" handle provides leverage, unique pulling head design quickly and easily removes the seal in one piece.
- Built from the highest quality heat-treated steel.
- Removes hub seals on trailer and truck axles, including truck steering axles.

Slack Adjuster Pullers

These pullers will yank even the most corroded slack adjuster off the S-cam— and do so in just a fraction of the time needed with "heat and beat" methods. Plus, they won't damage components. Both pullers have a rugged forcing screw and cast steel body. Puller No. 5055 fits many manual types, and the No. 5056 works on Rockwell, Haldex, Gunite, and Bendix automatic adjusters.

5055 – Manual slack adjuster puller.

5056 – Automatic slack adjuster puller.




5054

Air Brake Service Kit

This kit has the tools needed to remove slack adjusters and push-rod clevis pins used in the S-cam brake systems of class 7 and 8 vehicles.

- Works on manual or automatic slack adjusters.
- Includes Nos. 5055 and 5056 slack adjuster pullers, 5057 brake clevis pin press, and a plastic storage case.



5057

Clevis Pin Press


Removing corroded clevis pins from a brake air-chamber push rod can be a maddening and time-consuming task— unless you're using our clevis pin press. This handy screw-operated tool applies the force just where it's needed. The pin is easily removed from its hole without damaging nearby components.



7077

Axle-Stud Cone Pliers

Now you can easily remove the tapered cone from studs used on the rear axles of medium and heavy-duty trucks. This specially designed tool gives you the leverage needed to expand the cone and remove it from the stud for axle removal.



4592
Truck Brake Spring Pliers


- Designed to remove and install the brake shoe return springs on medium-duty and heavy-duty drum brakes.

4592-1 – Replacement tip.


Truck Transmission Bearing Service Set

The set is designed to help you remove input shaft bearings and countershaft bearings, in both the main and auxiliary boxes of heavy-duty Fuller transmissions. It will also remove end yokes from 1600/1610–1810 series transmissions. The puller delivers 10 tons of mechanical power— essential force for working on big gearboxes.


- Works on Fuller twin-countershaft transmissions: 125, 600, 660, 900, 9500, 1100, 12500, 12600, 13000, 14600, 15600, and 8600 series, 910–913, 915, and 9513.




7070A – Truck transmission bearing service set.
7075 – Transmission output shaft end yoke remover only.
7207 – Collet only.



7069A




202621



204141

Heavy-Duty Brake Spring Pliers

7462
Hydraulic Brake Spring Tool



Here's a tool to remove and install the return springs in Lucas Girling hydraulic brake systems. The tool's machined tip cradles the return spring securely, and its sliding fulcrum gives you all the leverage needed to do the job. A knurled handle helps prevent slipping.

- Works on 1984 to current Ford F600, F700, and F800 series having Lucas Girling hydraulic brakes.

Save time and effort when removing and installing return springs on the brake shoes of heavy-duty vehicles. This specially designed pliers works for hydraulic wedge-type and "S" cam air brakes. Its 26-1/4" length gives you the leverage to do the job more easily, and the huge jaw opening accommodates even the widest brake shoes.

202621 – Wedge-type replacement tip.
204141 – "S" cam replacement tip.

5072



Similar to Ford 206-D005 (D90T-2588-A)

5072
Lucas Rear Brake Adjusting Tool


5064
Countershaft Pushing Tool



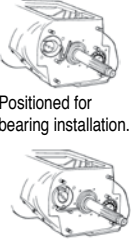
Replacing rear countershaft bearing snap rings in Eaton Fuller transmissions. With this tool, you can easily move the countershaft rearward to expose the snap ring.

- Works on Eaton® Fuller® Roadranger® transmissions (series 2, 5, 6, and 7).

Transmission Timing Block Sets



Positioned for bearing installation.



Positioned for main shaft timing.

These sets enable one-man installation of front and rear countershaft bearings on Fuller twin-countershaft transmissions. The set positions the upper countershaft, yet lets you slide it aside to insert the main shaft. When the main shaft is in place and timing marks line up, turn the tool vertically to engage and position the countershaft to main shaft.

7108 – Timing block set for Fuller RTO 610/613 transmissions.
7109 – Timing block set for Fuller RT and RTO 910, 915, 9513, 12509, 12510, 12513, and 12515 transmissions.

205776
Bearing Puller Set




This puller set, designed for use with our No. 7070A transmission service set (sold separately), is designed to remove front countershaft and input shaft bearings on Fuller RT, RTO 610/613 twin countershaft transmissions.

5065
Countershaft Bearing Driver



- Eases the task of installing a main-case countershaft bearing.
- Works on Eaton® Fuller® 2 Series Roadranger® transmissions.

5063
Timing Tool



- Designed to support the main-case upper countershaft during transmission assembly and timing.
- Works on Eaton® Fuller® 2 Series Roadranger® transmissions.


5051
Bearing Puller Set




When teamed with our No. 7070A puller, this puller set will remove front and rear countershaft bearings from the main case of Eaton® Fuller® 2 Series Roadranger® transmissions.

- Includes pulling collet, sleeve, and a pair of puller legs.

5066
Bearing Driver



This tool is designed to install the bearing on 2" diameter input shafts used in Eaton® Fuller® Roadranger® transmissions.



1982M
70 mm Hex Socket

Attach this heavy-duty socket to your 3/4" drive ratchet or breaker bar, and you'll be able to easily remove the end-yoke locknut on Eaton® Fuller® 2 Series Roadranger® transmissions.



7455
Mack Fuel Injector Nozzle Tool

Here's a handy tool for removing or installing injector nozzles on Mack E-6 4 VH and E-9 4 VH four-valve engines. The puller threads directly into the nozzle holder, and mechanical screw power does the pulling while a cylindrical guide holds the injector steady.


- Includes gauge to ensure correct injector depth during installation.



7458
Bosch
Nozzle Socket

Removes or installs injector nozzles. You use the inner socket to hold the nozzle stationary, and the outer socket to loosen or tighten the nozzle's gland nut.

- Works on Bosch KDEL 21 mm injector nozzles used in John Deere engines.



5040
Cummins® Injector
Remover/ Installer

This is our best tool for removing or installing fuel injectors on Cummins L10 and N14 Celect electronically controlled engines. The large slide hammer and pin-type pulling adapter easily— and safely— handle injector jobs.

- Includes storage case.
- Two installing adapters help prevent damage to an injector's electronic solenoid.



215844

Cummins® Fuel Injector Puller Adapter

When combined with our No. 5028 injector puller or a slide hammer with a 1/2"-20 threaded shaft, this adapter gives you an easy, damage-free way to remove fuel injectors from Cummins B and C series engines.


- 217793** – Cummins fuel injector puller adapter for B and C series engines with 12 mm x 1.5 injector threads.
- 215844** – Cummins fuel injector puller adapter for B and C series engines with 14 mm x 1.5 injector threads.



218163
Ford Fuel Injector
Puller Adapter

Designed to work with the No. 5028 slide-hammer puller, this adapter removes injectors from Ford 6.6L and 7.8L diesel engines without damage.

- Slide-hammer threads are 1/2" x 20. Threaded end for injector is 14 mm x 1.5.



5024
Injector Sleeve Set

Here are the ideal tools for removing and installing the injector sleeves of International DT466 engines. The removing tool threads onto a slide hammer with 5/8" - 18 threads to remove sleeves quickly. The installer seats new sleeves equally fast, without damage.



5042
Cummins® Injector Puller

This helpful puller will handle a variety of injectors found in Cummins engines: mechanical L-10, PDT, and PTD top-stop 855NH. Its two-jaw design firmly grips the injector while it is being removed by the slide hammer.

- Includes storage case and special adapter for pulling STC injectors.



7117
Caterpillar Fuel
Injector Nozzle Puller

We've designed this nozzle puller to remove pencil nozzles on Cat engines. The tool applies straight, even pulling power through a bridge assembly and mechanical forcing screw. The job is done quickly— and without damage.

- Works on Caterpillar 1100/3208 diesel engines.



Similar to
Ford 303-230
(T83T-9396-A)

Diesel Fuel
Line Wrenches

Fuel line nuts are often hard to reach, but these unique 3/8" square-drive tools solve that problem. With them, you can loosen or tighten fuel lines at the fuel injector nozzle or fuel injection pump without damaging the nut.

7453A – Fuel line wrench, 2.6" long. For International DT466 and 9L diesel engines. Fits 19 mm fuel line nuts.

7460 – Fuel line wrench, 2.6" long. For International 6.9L and 7.3L diesel engines. Fits 5/8" hex nut.



5062
Auxiliary
Countershaft Shim Tool

When you're working on Eaton® Fuller® 2 Series Roadranger® transmissions, this tool holds the auxiliary countershaft in place while you set the bearing end play.

- Includes a support strap for .100 and .125 shim settings, and metric and standard mounting bolts.



7121
Fuel Injector Nozzle Puller

We've designed this puller to remove the pencil-type fuel injector nozzles used in many agricultural and construction engines. The slide hammer action gives a straight, even pull without damaging components.

- Works on Case, Caterpillar, GM, John Deere, Waukesha, and White diesel engines.



Similar to
Ford 303-228
(T83T-9000-C)

7461
Fuel Injector
Pump Rotating Tool

Maximum fuel economy requires precise injector timing. The tool securely grips the front of the fuel injection pump so you can rotate it while fine-tuning the system.

- Works on Stanadyne rotary fuel pumps found on International's 6.9 and 7.3 liter engines.

4201

Nozzle-Tester Adapter Set

This is our universal adapter set for testing injection nozzles on the most popular automotive, agricultural, and construction diesel engines. The set has 17 adapters that connect to our No. 4200 Nozlrater testing unit.

- Includes handy metal storage box.
- 23622— used on 1989–95 Cummins 5.9L, 1983–94 Ford 6.9L and 7.3L.
- 23623— used on 1996–2000 Cummins 5.9L and Navistar 6.6L and 7.8L.



Adapter No.	Description	I.H. Truck	I.H. Farm Construction	John Deere	Oliver & Allis	Waukesha	Case, Ford Tractor, Massey, & Perkins	White	Mack	Caterpillar Pencil Nozzles	Deutz	GM Autos	VW, Audi, & Mercedes Autos	Mercedes & Magaris Truck
36352	Fuel line assembly, 9/16"-18 R.H. thd. with 24° on pipe.	•	•	•	•	•	•	•	•	•	•	•	•	•
23622	Adapter nut, 12 X 1.5 mm internal R.H. thd. to 1/2"-20 internal L.H. thd.	•		•	•	•	•	•			•	•	•	
23623	Adapter nut, 14 X 1.5 mm internal R.H. thd. to 1/2"-20 internal L.H. thd.	•	•	•	•	•	•		•		•			•
23624	Adapter nut, 18 X 1.5 mm internal R.H. thd. to 1/2"-20 internal L.H. thd.		•		•	•	•							
201917	Adapter nut, 9/16"-18 internal R.H. thd. to 1/2"-20 internal L.H. thd.	•	•	•	•	•		•				•		
23626	Adapter nut, 5/8"-18 internal R.H. thd. to 1/2"-20 internal L.H. thd.	•	•		•	•	•							
201912	Adapter nut, 3/4"-16 internal R.H. thd. to 1/2"-20 internal					•								
201913	Adapter nut, 9/16"-24 internal R.H. thd. to 1/2"-20 internal L.H. thd.	•	•											
23693	Straight adapter, 1/2"-20 external L.H. thd. (Ermeto 24° & 90° seat) to 9/16"-18 external R.H. thd. (E201917°).	•	•	•	•	•	•	•				•		
23692	Straight adapter, 3/8"-24 external R.H. thd. to 9/16"-18 external R.H. thd. (internal Ermeto 24°).	•	•											
23617	90° adapter, 9/16"-18 external R.H. thd. (Ermeto 24°) to 9/16"-18 internal R.H. thd. (Ermeto 24°).	•	•	•	•		•		•		•	•	•	•
23621	Straight adapter, 9/16"-18 external R.H. thd. (Ermeto 24°) to 1/2"-20 external L.H. thd. (60° seat).	•	•	•			•	•	•		•	•	•	•
208370	Banjo adapter, 9/16"-18 external R.H. thd. (24° seat).		•	•										
201916	Adapter, 9/16"-18 external R.H. thd. to 9/16"-18 internal R.H. thd. ferrule.			•										
208369	90° adapter, 9/16"-18 external R.H. thd. to 9/16"-18 internal R.H. thd.	•												
38279	Straight adapter, 14 X 1.5 mm external R.H. thd. (Ermeto 60°) to 9/16"-18 external R.H. thd. (internal Ermeto 24°).			•										
43468	Straight adapter, 1/2"-20 external R.H. thd. (Ermeto 24°) to 9/16"-18 external R.H. thd. (internal Ermeto 24°).							•						
Additional Accessories Available (not included in 4201 Set)														
44026	Straight adapter, 9/16"-18" R.H. thd. (Ermeto 24°) to Caterpillar 1100 & 3200 series pencil nozzle.									•				
201920	Adapter nut, 14 X 1.5 mm external thd. to o"-18 internal R.H. thread	Connects OTC 4200 Nozlrater to other fittings used in the industry.												

Nozzle Tester Manifold/Adapter Sets

These adapter sets expand our No. 4200 Nozlrater to troubleshoot a wide range of diesel engine injector nozzles.

4202 – Adapters for servicing Audi, GM, Mercedes-Benz, Nissan/Datsun, Toyota, and VW Rabbit diesel engines.

4203 – Manifold/adapter set. Tests Caterpillar high- and low-pressure, capsule-type nozzles, and high-pressure, pencil-type nozzles on 1100 and 3200 series engines.

Complete with Nos. 39870 and 206168 adapters, low-pressure gauge (up to 1,000 PSI), cap plug and mounting brackets.



No. 4202 set includes:

Adapter No.	Description	Chevy Chevette & GM 1980 and newer C.A.V. nozzles	GM 1979 & newer pencil nozzles	GM 1978 pencil nozzles	Nissan, Toyota, and VW Rabbit Diesels	Audi & Mercedes-Benz
36352	Fuel line assy., 9/16"-18 R.H. thd. with 24° on pipe.	•	•	•	•	•
23617	90° adapter, 9/16"-18 external R.H. thd. (Ermeto 24°) to 9/16"-18 internal R.H. thd. (Ermeto 24°).	•	•	•	•	•
23621	Straight adapter, 9/16"-18 external R.H. thd. (Ermeto 24°) to 1/2"-20 external L.H. thd. (60° seat).	•	•		•	•
23622	Adapter nut, 12 X 1.5 mm internal R.H. thd. to 1/2"-20 internal L.H. thd.	•			•	•
201917	Adapter nut, 9/16"-18 internal R.H. thd. to 1/2"-20 internal L.H. thd.		•	•		
23693	Straight adapter, 1/2"-20 external L.H. thd. (Ermeto 24° & 90° seat) to 9/16"-18 external R.H. thd. (Ermeto 24°).			•		

4200

Nozlrater Diesel Injector Nozzle Tester

Here is the ultimate tool for diagnosing a number of problems that affect diesel fuel injector nozzles. The Nozlrater tester enables you to check for leakage, pop-off pressure, spray pattern, and chatter. This tool will accommodate a wide range of injectors. We also offer adapters so you can troubleshoot nozzles used in popular automotive, agricultural, and construction engines. Nozlrater features a rugged, lightweight reservoir that holds 7/10 of a gallon of fuel. It is equipped with a replaceable 2-micron filter. The large, dual-scale, high-pressure gauge is protected by a guard and includes an indicator needle to record maximum pressure reached. The tester is light enough to be easily carried for field use. Or you can bench-mount it, using the holes in its base.

• Not designed for Cummins or Detroit injectors.

17169 – Replacement filter.

11565 – Gauge.



Specifications	
Overall width	5-3/4"
Overall length (includes handle)	26"
Overall height	11-1/4"
Weight (empty)	15 lbs., 10 oz.
Max. pressure	5000 PSI (350 bar)
Max. reservoir cap.	.692 gal. of diesel fuel (160 cu. in.)
Usable reservoir cap.	.628 gal. of diesel fuel (145 cu. in.)
Outlet port	For 3/8" tube
Gauge	Calibrated 0–5000 PSI (350 bar) Has 3-1/2" dial face with maximum reading indicator needle.
Gauge connection	1/4" NPT internal
Stroke of 1/2" dia. piston	3/4"
Volume per full stroke	.147 cu. in. (2.4 cc)
Intake filter	2 micron

208629

Calibration Fluid

- For use in diesel injection pump testers and injector nozzle testers.
- 1 gallon



Davco Diesel Filter Wrenches

- Found on Caterpillar, Cummins, Detroit Diesel, International, Mack, Mercedes-Benz, Volvo and other engines.
- Durable, stainless steel construction.
- Precise, laser-cut angles.
- Opens vent cap also.
- Soft, ergonomic handle.

6914 – Fits Davco Diesel filter models, 232-233-234.

6915 – Fits Davco Fuel filters 382 & 384.



6916

Duramax Water Sensor Wrench

- Used to remove and install the water sensor on the fuel filter.
- Works on 2001 and Newer 6.6L Duramax Diesel found in Chevrolet and GMC Trucks and Vans.
- 3/8" square drive hole.



1821
10-Ton Capacity, Air-operated Automotive Oil Filter Crusher

- Crushes up to four automotive filters (3-7/8" dia. x 9" high) at one time, in approximately 20 seconds. Engineered and built for dependable operation. Covered by OTC Lifetime Marathon Warranty®.
- 100% air operation eliminates electrical connections. Generous size of crushing chamber easily accommodates the largest automotive spin-on filters.
- Includes mounting stand. No wall mounting or time consuming installation required.



1877
25-Ton Capacity Heavy-Duty Oil Filter Crusher

- Handles the big filters (up to 6" dia. and 12-1/2" long) found in trucks, construction equipment, farm implements, etc. May also be used for automotive and light truck filters. It does it all!
- Crushes filters to 1/4 of original size, removing up to 95% of filter's oil capacity. Automatic cycle feature: load the filter, push a button, and walk away.
- Air/hydraulic pump works on standard shop air (requires 9 CFM at 100 psi). Special valving returns ram automatically at the end of each cycle. No electrical connections needed.
- Built-in floor stand (completely assembled). Whole unit requires just 5 square feet of floor space.
- Covered by OTC Lifetime Marathon Warranty®.



Shipped assembled

1896
25-Ton Capacity High-Speed Heavy-Duty/Automotive Oil Filter Crusher

- Automotive and heavy-duty filters up to 15-1/4" long and 6" diameter are crushed in approximately 8 to 16 seconds. Filters are reduced to 20% of original size, with 95% of residual oil removed.
- Automatic cycle feature lets you load the filter, push a button, and walk away.
- Powered by 2 hp electric/hydraulic pump, 230 volt, 20 amp, 60 cycle, single phase, 3,450 rpm. Has a 2-gallon reservoir.
- Built-in, heavy-duty floor stand with leveling pads is designed to accept a 30-gallon drum for oil drainage. Comes assembled. Covered by OTC Lifetime Marathon Warranty®.



See page 31 for **Oil Filter Wrenches**

Oil Filter Crusher Comparison Chart

No.	Tonnage	Pump	Crushing Time	% Oil Removed	Filter Size	Stand Dimensions	Note: Crushing times are approximate; crushing times may vary depending on air pressure available, size of filter, type of filter, etc.
1821	10-ton	Air	20 Seconds	95%	Chamber: 8" x 8" x 9" H.	18-1/2" W x 24" D x 63-1/2" H	
1877	25-ton	Air/Hyd.	80 Seconds	95%	6" Dia. - 12-1/2" Long	18-1/2" W x 30" D x 74-1/2" H	
1896	25-ton	Elec./Hyd.	16 Seconds	95%	6" Dia. - 15-1/4" Long	27" W x 30" D x 78" H	

Transfer Tankers

- Draining oil from a large displacement engine and getting it to your bulk storage container is a snap with OTC's Transfer Tankers.
- Used oil is collected in a reservoir, and then rolls smoothly on 4" free-wheeling casters to your storage location.
- Pump moves five gallons a minute through the 8-foot transfer hose to the a 15-gallon reservoir.
- Handle is removable for easy storage.
- Screen attached to reservoir allows assembly to be stored on its side.
- Can also be used for transferring antifreeze.

5077 – Low profile Transfer Tanker is only 7-1/2" from floor to top of reservoir. Comes equipped with an electric pump (No. 528093).

5097 – Low profile Transfer Tanker is only 7-1/2" from floor to top of reservoir. Comes equipped with a pneumatic pump (No. 529966).



1577
Low Profile Fluid Receiver

- Designed for receiving waste fluid during a wide range of repair jobs.
- Fluid capacity: 7.5 gallons.
- Constructed of polyethylene plastic for heavy-duty use—yet, only weighs 13 pounds.
- Low profile, only 5" high, it easily slides under passenger cars.
- Designed with four casters to provide efficient maneuverability.
- Suitable for cooling system repair jobs—can be used for antifreeze.
- Includes splash screen to prevent spillage and splashing.
- Two-year warranty.



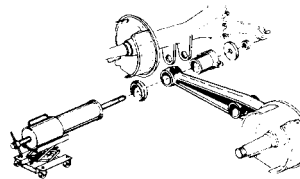
1740

Basic Tooling Set


This is the basic tooling set for servicing center and end beam bushings. It does not include the hydraulic pump or gauge. If you are already equipped with hydraulics, you can be replacing bushings right away! (Does not include tooling for hanger tube or end plug adapter removal.)

For 340 thru 450 Series Hendrickson Suspensions

Item	No	Description	Item	No	Description
A	44119	Receiving tube	N	302028	Hex nut
B	51678	80-ton cylinder	O	302029	Speed nut
C	51695	Jack cart	P	302030	Removing adapter
D	206457	Press adapter	Q	302031	Installing adapter
E	206459	Clamp plate	R	302032	Removing adapter
F	9780	Hydraulic hose	S	302401	Spacer ring (3)
G	302018	Spacer (2)	T	42052	Inst. adapter clamp
H	302019	Receiving adapter			
J	302021	Receiving adapter			
K	302023	Pulling screw			
L	302026	Installing adapter			
M	302027	Removing adapter			



1740 tooling setup for end bushing installation.



Hendrickson Service Sets with Hydraulics

For 340 – 450 series Hendrickson suspensions

1742

Basic Tooling Set with hydraulics (Hydraulic pump 4031)

The preferred method for servicing center and end beam bushings. You get the complete No. 1740 basic set, plus OTC's No. 4031 two-stage electric/hydraulic pump with remote hand switch, a No. 9654 pressure gauge, hose half coupler, and 80-ton single-acting ram. (Tooling for hanger tube or end plug adapter removal not included.)

1741

Basic Tooling Set with hydraulics (Hydraulic pump 4062)

The method Hendrickson recommends for suspension service. You get the No. 1740 basic set, plus OTC's No. 4062 two-stage electric/hydraulic pump with remote hand switch, a No. 9653 pressure gauge, hose half coupler, and 80-ton single-acting ram. (Tooling for hanger tube or end plug adapter removal not included.)



1746

R400 Center Bushing Adapter Set

For R400 series Hendrickson suspensions having center bushing No. 49400 or field service center bushing No. 49600.

Used with OTC's No. 1740 suspension tool set, these adapters let you remove and install the new style R400 center bushings on Hendrickson suspensions. Set includes one No. 310248 removing adapter and one No. 310249 installing adapter.

1745

End Bushing Adapter Puller Set

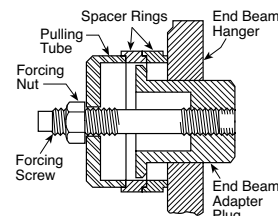
Set contains everything needed to remove end bushing adapter plugs in 380 thru 440 series suspensions. The plugs have to be removed prior to end bushing replacement.

The set is complete in a handy plastic case.

For use with 1740 series tooling sets (order separately).




Item	No	Description
A	207025	Spacers (3)
B	302592	Screw (7/8"-14)
C	302593	Screw (15/16"-12)
D	207027	Screw
E	207026	Plug gauge
F	207030	Hand tap (7/8"-14)
G	207031	Hand tap (15/16"-12)
H	207039	Nut assembly
I	302595	Receiving cup



1743

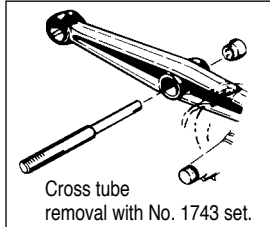

End Bushing Hanger Tube/ RU Series Center Bushing Service Set

Required for servicing RU340 series center bushings. The long puller screw is used to remove the beam cross tube. The 1743 also removes end bushing hanger tube assemblies. For use with 1740 tooling (order separately).



Item	No	Description
A	25417	Nut
B	206455	Removing adapter
C	302015	Receiving adapter
D	302119	Special screw
E	302023	Pulling screw


Hanger tube removal with No. 1743 set.



1744

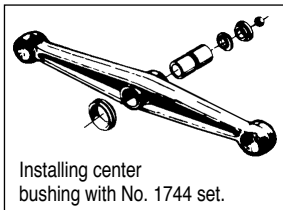
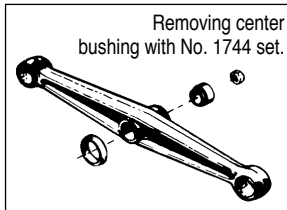
Bronze Center Bushing Service Set

Designed for replacing bronze center bushings on 340, 380, 440, and 460 Hendrickson suspensions. Also installs bronze center bushing grease seals. For use with 1740 series tooling set (order separately).



For 340, 380, 440, & 460 series suspensions.

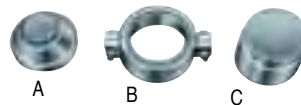
Item	No	Description
A	28536	Installing adapter
B	28538	Installing adapter
C	302024	Removing/installing adapter
D	302025	Removing/installing adapter



1763

Center and End Bushing Service Set

This set is required for bushing service on 500 and 700 series heavy-duty suspensions. It is intended for use with a 100-ton capacity shop press. It allows replacement of center and end bushings.




For 500 & 700 series suspensions. Use with a shop press.

Item	No	Description	Item	No	Description
A	208350	Adapter	C	28541	Adapter
B	208349	Adapter clamp			

1764

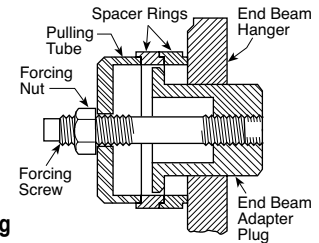
Center and End Bushing Tool Set

This set is the answer for replacing center and end bushings on Hendrickson 340 and 380/440 series suspensions. The 1764 is for use with a 100-ton or larger hydraulic press. The press plate sits on the press bolster to provide a level, cradle-like surface for the beam to rest on during pressing.



For 340 and 380/440 series suspensions. Use with a shop press.

Item	No	Description	Item	No	Description	Item	No	Description
A	51100	Press plate	D	302030	Removing adapter	G	206457	Press adapter
B	302032	Removing adapter	E	42052	Inst. adapter clamp	H	302027	Removing adapter
C	302031	Installing adapter	F	206459	Clamp plate	I	302026	Installing adapter



1748

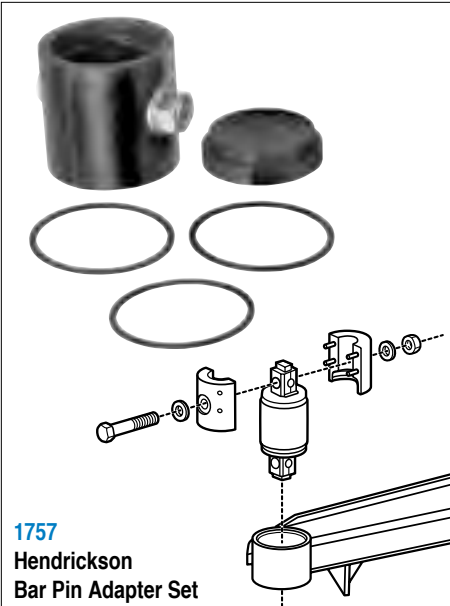
End Bushing Adapter Puller Set for Hendrickson Truck Suspensions

This set contains everything needed to remove end bushing adapter plugs used on 400 series and the larger 460-520 series suspensions. The plugs have to be removed prior to end bushing replacement. The set is complete in a handy plastic case. For use with 1740 series tooling sets (order separately).

For servicing the 400 and larger 460-520 series suspensions.

Item	No	Description
A	207025	Spacers (3)
B	302592	Screw (7/8"-14)
C	302593	Screw (15/16"-12)
D	207027	Screw
E	207026	Plug gauge
F	207030	Hand tap (7/8"-14)
G	207031	Hand tap (15/16"-12)
H	207039	Nut assembly
I	302595	Receiving cup
J	*221378	Hand tap (M30 x 2)
K	*313342	Screw (M30 x 2)

* For use on 460-520 series adapter plugs (can be purchased separately and used with set No. 1745).



**1757
Hendrickson
Bar Pin Adapter Set**

Servicing bar pin end bushings used on Hendrickson equalizing beam tandem truck suspensions requires the use of special tooling. OTC's No. 1757 adapter set is used with the beam removed from the truck, and in conjunction with OTC No. 51100 press plate and a 100-ton hydraulic shop press.

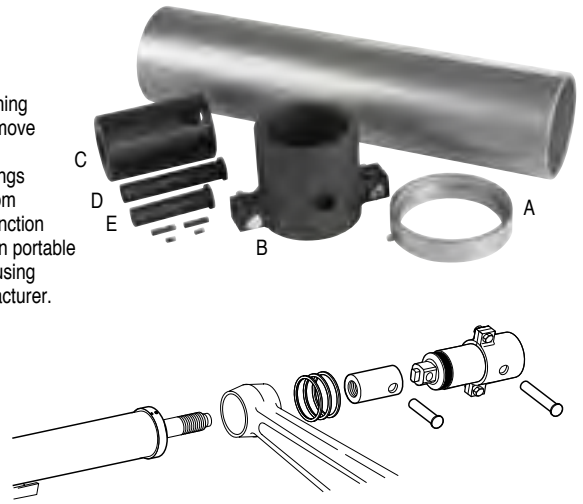
The 1757 set, which replaces the No. 1747 set, includes an adapter for installing bushings in older forged beams as well as the fabricated beams introduced in 1999.

To remove bushings, use OTC's previously introduced No. 302030 removing adapter and No. 206457 press adapter, both of which may be ordered separately. Reinstall bushings following procedures recommended by the suspension manufacturer.

**1749
Hendrickson Suspension
Bar Pin End Bushing Adapter Set**

Extend your No. 1741 and No. 1742 bushing service equipment sets. You can now remove and install worn end bushings on the Hendrickson new style bar pin end bushings without removing the equalizing beam from the vehicle. The No. 1749 works in conjunction with OTC's No. 1741 and No. 1742 80-ton portable service equipment to do the job quickly, using procedures recommended by the manufacturer.

Item	No	Description
A	314557	Receiving tube
B	49050	Installer
C	314556	Receiving adapter
D	314558	Pin
E	314559	Pin



**1767
Hendrickson Primaax
Quick Alignment Socket**

- Hendrickson – Approved tool.
- Used to adjust axle alignment on the Primaax air suspension.
- Works on Primaax models 230, 460, and 690 rear suspensions.



**1768
Hendrickson PRIMAAX®
Quick Wrench**

- Hendrickson - Approved tool.
- Used to torque cross tube end cap bolts and longitudinal torque rod top pad bolts.
- Reduces maintenance time by eliminating the need to remove the tires to gain access to the end cap bolt.
- Use with the following Hendrickson PRIMAAX suspensions:
 - Type A - PAX 230/460/690 and FMX 240/480 with 8-1/2" ride height
 - Type B - PAX 230/460/690 with 10" ride height.



Freightliner Rear Suspension Tool

- Removes single-wrapped FAS II Airliner Freightliner Rear Suspension bushings in a fraction of the time of traditional methods.
- Also can handle Neway AD Series Truck and Tractor suspension bushings.
- Saves on average 45 minutes per bushing (4 per vehicle) on flat rate of 1.5 hours per bushing.
- 15 ton Capacity cylinder

4244 – Freightliner Rear Suspension Tool.

4245 – Freightliner Rear Suspension Tool – Master Kit includes 2510A Air/Hydraulic Pump.



Hydraulic Flow Testers

50 and 75 GPM hydraulic oil flow testers accurately measure oil flow, temperature, and pressures against manufacturers' specifications. Troubleshoot hydraulic circuits and isolate faulty components on mobile equipment, machine tools, fork lifts, agricultural and industrial tractors, and equipment (open or closed) hydraulic systems with capabilities up to 75 GPM at pressures to 5,000 PSI. Models include features such as an automatic pressure compensating load valve that lets you increase flow without affecting the pressure settings. Temperature flow and RPM readings are displayed in metric or English, and accurate to within plus or minus 2% of full scale. Each tester is protected by a safety disc, which ruptures automatically if pressures exceed the upper limits.

4221 – 75 GPM hydraulic circuit tester.

Comes with two pressure gauges and three 9-volt batteries.

4235 – 50 GPM hydraulic circuit tester with single liquid-filled pressure gauge. Includes two adapter unions for 3/4" NPTF fittings.



Power Train Lifts

- These lifts will handle engine and transmission assemblies, gas tanks, drive axle assemblies, engine/transaxle assemblies, electric vehicle batteries, and more.
- Scissors-type design allows access to all four sides of a component.
- Two independent adjusting screws tilt the table $\pm 15^\circ$ side-to-side, or fore and aft. Can be operated manually or with non-impact air wrench.
- 20" x 32" table.
- 8" swivel casters provide enhanced mobility under heavy loads.
- ANSI/PALD compliant.

5285

Power train lift (1,650 lb. Capacity)

- Air / hydraulic operation – Foot control pump with hose allows movement around lift.
- Min. height is 31-1/2"; Max. height is 74-1/2".
- Footprint 33" wide x 48" long.

1595

Power train lift (2,500 lb. Capacity)

- Powered by a quiet, 110V electric/hydraulic pump.
- Smooth, steady lifting and lowering motion controlled by hand-held remote.
- A 30 ft. long retractable extension cord is mounted to the frame.
- Min. height is 29"; Max. height is 80"
- Footprint 31" wide x 50" long.



5285
extended

Casters provide a 9-1/2" clearance on lower frame



5285 collapsed



5078

Air-Assisted 2,000 lb. Capacity High-Lift Transmission Jack... or Trucks & Buses

- Foot-operated air pump enables the operator to effortlessly raise the transmission into place.
- Rugged, heavy wall tubing and oversized base for stability.
- A dedicated adapter for Allison 500- and 600-series automatic transmissions is included.
- Covered by OTC Lifetime Marathon Warranty®.

Specifications:

Min. height is 41-1/2" Max. height is 65"
 Max. forward tilt – 50° Max. backward tilt – 38°
 Max. side tilt (either side) – 14°
 Leg width – 46"



5019A

2,200 lb. Capacity Low-Lift Transmission Jack

- Special mounting adapter fits popular Eaton® Fuller® RoadRanger® transmissions used on nearly all Class 7 and 8 heavy-duty trucks. Mounting plate angle is adjusted with the turn of a wrench.
- Swiveling pump handle permits ease of operation in restricted working spaces. Fast-acting pump quickly raises lifting arm.
- Includes No. 220492 adapter for Eaton® Fuller® RoadRanger® transmissions (also available separately).

Specifications:

Min. height is 8-1/4" Max. height is 36-1/2"
 Max. forward tilt – 15° Max. backward tilt – 20°
 Max. side tilt (either side) – 12°
 Overall length – 52" Overall width – 32-1/2"



1522A

Heavy-Duty 2,000 lb. Capacity Low-Lift Transmission Jack...for Class 7 and 8 Trucks

- Includes No. 220492 adapter for Eaton® Fuller® RoadRanger® transmissions.
- Pump handle rotates 360° for operator convenience; ball bearing 3.5" diameter swivel casters provide easy positioning of jack.
- Safety overload system prevents use of jack beyond its rated capacity, and a safety bypass protects the hydraulic cylinder from damage.

Specifications:

Min. height is 6-7/8" Max. height is 35-1/4"
 Max. forward tilt – 24° Max. backward tilt – 18°
 Max. side tilt (either side) – 11°
 Overall length – 43-1/2" Overall width – 26"



5130

1,000 lb. Capacity DriveMaster™ Driveline Lift

- Low profile of 6".
- Lift range: 24" to 30".
- Pivoting pump handle +/- 15° tilt in each direction
- Includes 553516 Differential Adapter
- ANSI/PALD

Specifications:

Overall Length – 43" Overall Width – 30-1/4"
 Max. Height – 30" Min. Height – 6"

Optional adapter kits (not shown)

- 558382 – Auxiliary box adapter.
- 561949 – Light duty transmission adapter.

Accessories for 5019A / 5078 and 1522A Jacks

528150 – Eaton® "Lightning" adapter. Used with the No. 5019A transmission jack.

543284 – Roadranger transmission Model series FRO-11210C to FRO-18210C that is equipped with an internal cooler. Used with the No. 5019A transmission jack.


49611 – Eaton® Fuller® RoadRanger® auxiliary housing adapter. Bolts directly to the countershaft bearing caps to provide a stable platform for removing and installing the auxiliary housing.

314729 – Allison 500/600 series automatic transmission adapter used with No. 5078 transmission jack.

553516 – Differential Mounting Adapter. Mounts easily using existing bolt patterns. Fits the most common differentials currently in use on Category 7 and 8 Heavy Duty Trucks. Including: Eaton, Fuller, Rockwell, Meritor, Spicer, International, and Mack. For use on OTC (5019A – 553516 requires 565188 adapter) 5078 and Stinger 1522A Transmission Jacks.



553516



543284



49611



528150



314729



5018A

Truck Clutch & Flywheel Handler

- Replaces 14" & 15-1/2" clutch assemblies weighing up to 250 lbs.
- 13" low point enables access below side faring.
- Linkage raises load from horizontal to vertical position.
- 360 degree swivel head.
- Covered by OTC Lifetime Marathon Warranty®.

- **516160** – Optional flywheel handling attachment.
- **515686** – Optional splined shaft, 1-3/4" dia. with 1-1/4" pilot.
- **516159** – Optional splined shaft, 1-3/4" dia. with 1" pilot.




5015A

Truck Clutch & Flywheel Handler

- Handles 14" and 15-1/2" clutch assemblies weighing up to 250 lbs.
- Lifting range of 9" to 37". Swivel casters provide easy maneuverability.
- Includes a 2" spline shaft with a 1-1/4" pilot to aid in alignment.

- **218174** – Flywheel handling attachment for use on No. 5015 and 5015A only.
- **48625** – Optional splined shaft, 1-3/4" dia. with a 1-1/4" pilot.
- **440533** – Optional splined shaft, 1-3/4" dia. with a 1" pilot. Needed for clutch service on some Navistar 466 series engines.
- **314386** – Optional 1-3/4" dia. alignment shaft extension. Used for 2-plate clutch of Navistar 466 series engine.



1520

10-Ton Capacity Lifting System (Includes two lifts)

- Mobile, tandem system is air-operated. This will handle your class 7 and 8 tractor lifting needs. No need to waste time re-blocking and making additional lifts for the clearance you need for under-vehicle service. Roll the system to the vehicle anywhere in the shop or outside on a level surface.
- Unique design provides lift from the tires, not the frame or axle members. Ideal for situations where limited ground clearance or a lack of clear access complicates lifting.
- Single controller operates both sides of the system for a smooth, level lift up to two full feet from the bottom of the tires to the ground. Units can double as support stands when retention pin is inserted.
- Covered by OTC Lifetime Marathon Warranty®.

Specifications:

Capacity – 10-tons (20,000 lbs.) (pair)
 Air pressure – 150 psi
 Lifting range – 0"-24"
 Saddle width – 19-1/2" – 24" dia. rim sizes
 Height – 53-1/4"
 Width – 41-1/2"
 Length – 39-1/2"



1591A

10-Ton Combination Air Lift & Support Stand

- 40" removable handle and 8' air hose.
- Covered by OTC Lifetime Marathon Warranty®.

Specifications:

Capacity – 10 tons (at 200 PSI air)
 Minimum height (unpinned, no extension) – 18-1/4"
 Maximum height (pinned in top hole, with extension) – 51-1/4"
 Stroke – 10-7/8"



See additional products in the **Equipment Section** of this catalog. Pages 193 – 232.

1590

10-Ton Air Lift

- Adjustable lifting saddles and an extra-wide stance for extra stability.
- 10 tons of lift at 200 PSI air pressure.
- Lifting range is 13" to 52".
- Automatic mechanical safety catch engages in five height positions.
- Two large swivel casters and pneumatic tires make it easy to maneuver, even on loose gravel.
- Covered by OTC Lifetime Marathon Warranty®.

Specifications:


Capacity – 10 tons (at 200 psi air)
 Air pressure – 100–200 psi
 Lifting range – 13"-52"
 Saddle width – 29" – 41-3/4"
 Height – 67-1/2"
 Width – 41"
 Length – 36"
 Distance from lift arm to floor support – 12-1/2"



5214

4-Ton Capacity Fork Lift Jack


- 8,000 lb. capacity with a low starting height of 2-5/32".
- 10,000 lb. capacity (5 tons) when lifting from cylinder saddle– ideal for agriculture and industrial applications.
- Unique shape of primary saddle allows for handling of all lift truck configurations with flat or edged surfaces.
- Features include high-quality seals, chrome-plated internal components, and high-strength steel construction.
- Secondary lifting surface feature.
- Complies with ASME-PALD.
- Lifting Height: 2-5/32 – 17-15/16".




1540

4-Ton Capacity Fork Lift Jack

- 8,000 lb. capacity with a low starting height of 2-5/8".
- Two-position lift pad permits handling of all lift truck configurations with flat or edged surfaces.
- Minimum low lift: 2-1/4".
- Maximum high lift: 16-1/4".
- Features include high-quality seals and high-strength steel construction.
- Handle stop makes for easy maneuverability.
- 30" long handle.





Convenient and secure storage space for large adapter & saddle.

Large adapter


Saddle

5092 27.5-Ton Under Axle Jack

- Features class-leading 27.5 ton capacity
- Robust design with completely sealed piston – reduces likelihood of contamination of hydraulic fluid.
- Ergonomic handle design provides convenient location of air valve and release knob.
 - Incorporates both hand release knob and venturi vacuum system for power return with no load.
- Four position handle includes 'stow away' position for convenient storage.
- Maximum height of 21-3/8 inches when used with screw extended and large adapter.
- Complies with latest ASME/PALD standards.

Specifications:

Minimum retracted height (with saddle) – 8-1/4"
 Maximum lifting height (with saddle only) – 13-1/8"
 Maximum lifting height (with screw extended and large adapter) – 21-3/8"
 Stroke – 4-15/16"
 Large adapter length – 3-15/16"
 Screw extended length – 4-3/4"
 Handle length – 48-3/4"
 PSI range – 90 to 175 psi.



17-3/4"
 13-1/2"
 8-1/4"
 Measurements include standard saddle.

1788A 22-Ton Capacity Under-Axle Jack

- Long 49-1/2" T-handle lets you easily position jack under vehicles with long overhangs.
- One pull of the handle activates the self-retracting 22-ton capacity ram without having to crawl underneath the vehicle.
- Jack has large rubber-tired wheels.
- Lifting range:
 - 3/4" saddle Max. height 17-3/4"
 - 1-15/16" saddle Max. height 18-15/16"
 - 3-7/8" saddle Max. height 20-5/8"
- Cylinder stroke, 4-1/2"; extended screw length, 4-1/4"; PSI range, 90–145.

215009* – In-line oil lubricator. Add to air line to meter precise flow of lubricant to air motor. Has 1/4" NPT fitting.

*Not included, order separately. Prevents harmful contamination caused by moisture in the air line!



5110

6- & 10-Ton Capacity Air/Hydraulic Service Jack

- Huge steel front wheels are mounted in bearings for trouble-free service life. Rear swivel casters make spotting the jack easy.
- Spring-loaded handle can be locked in three positions.
- Covered by OTC Lifetime Marathon Warranty®.

5106 – 6-Ton Air/Hydraulic Service Jack. Lifting range 4-3/4" to 23-1/4", reach 87", 45" handle.

5110 – 10-Ton Air/Hydraulic Service Jack. Lifting range 6-3/4" to 26-7/8", reach 93", 47" handle.

Specifications	5106	5110
Capacity	6-ton	10-ton
Air pressure	90–175 PSI	90–175 PSI
Lifting range	4-3/4" to 23-1/4"	6-3/4" to 26-7/8"
Saddle dia.	7"	7-3/8"
Overall reach	87"	93"
Frame height	8"	10"
Handle length	45"	47"

5093B 3-Stage Under-Axle Jack

Three-stage lift capacity 20T, 35T, and 65-tons. Ideal for lifting loaded trailers, buses, and other Class 7 & 8 vehicles.

- Piston and cylinders are made from chromium molybdenum vanadium steel for durability and then liquid nitrided to prevent rust and seizing.
- Features a high load-approach speed.
- Air-driven cylinder with pressure control knob for maximum user safety.
- 4-position handle: horizontal, 45 degrees, vertical, or collapsed.
- 7-inch minimum height for low clearance vehicles.
- Comes complete with a 3-15/16 in. (100 mm) lifting extension.
- Complies with ASME / PALD test requirements.



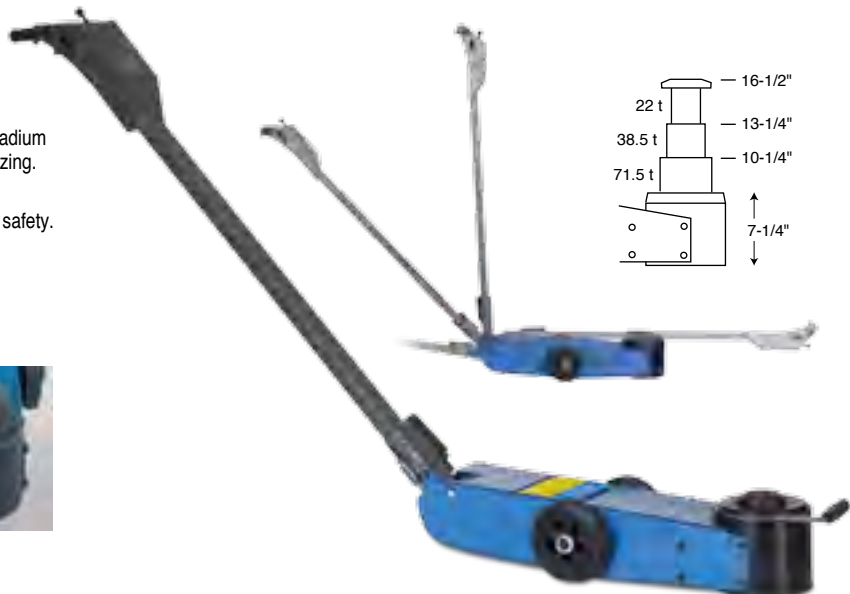
Single control switch, handy and easy to use.



4 positions: horizontal, 45 degrees, vertical, or collapsed for easier transport.



8-1/4" width for easy access to the lifting point.



16-1/2"
 22 t
 13-1/4"
 38.5 t
 10-1/4"
 71.5 t
 7-1/4"



6- & 10-Ton Heavy-Duty Service Jack

- Ergonomic handle for user comfort and easy mobility.
- Foot pedal for quick approach of the lifting saddle to load. Built-in tray for fasteners and tools.
- CE marked – ASME/PALD tested.
- Covered by OTC Lifetime Marathon Warranty®.

5206 – 6-ton HD service jack.
Lifting range 6-11/16" to 22-13/16".
5210 – 10-ton HD service jack.
Lifting range 6-11/16" to 23-13/16".

Specifications	5206	5210
Capacity	6-ton	10-ton
Min. Height	6-11/16"	6-11/16"
Max. Height	22-13/16"	23-13/16"
Overall length	87"	99-1/2"
Overall width	16-5/8"	16-5/8"
Handle length	39-3/8"	39-3/8"

5-Ton and 10-Ton Service Jacks

- A built-in safety overload prevents using the jack beyond its rated capacity.
- Convenient foot pedal speeds the lifting operation. Handle lock and release control are located on top of the handle. Handle can be locked into any position from vertical to horizontal.
- Both models have a spring-loaded 40" handle.

1505B – 5-ton service jack.
1510B – 10-ton service jack.

20-Ton Capacity Service Jack


- Low-profile stance and extended height add to versatility.
- Wheels and swivel casters feature internal bearings.
- Either the foot pedal or jack handle may be used for pumping action. Counter-balanced, spring-assisted handle has a three-position lock.

1512 – 20-ton service jack.



Specifications	1505B	1510B	1512
Capacity	5-ton	10-ton	20-ton
Lifting range	6" to 22"	6-1/4" to 22"	7-1/2" to 24"
Saddle dia.	5-1/8"	6"	7-1/2"
Overall reach	47"	51"	97"
Frame height	7-3/4"	9-3/4"	10-1/4"
Handle Length	43"	43-1/4"	42"
Floor space	14-3/4" to 56"	18" to 60"	18-1/8" to 61-3/8"

10- & 20-Ton Hydraulic Service Jacks



- Low-profile stance and extended height add to versatility. Lift trucks to heavy-duty commercial vehicles. Huge metal wheels and swivel casters roll effortlessly on internal bearings.
- Either the foot pedal or jack handle may be used for pumping action. Counter-balanced, spring-assisted handle has a three-position lock.
- OTC Lifetime Marathon Warranty®.

5008 – 10-ton service jack.
Lifting range 7" to 25-1/2", 40" handle
5009 – 20-ton service jack.
Lifting range 7-1/2" to 25-1/4", 40" handle

Specifications	5008	5009
Capacity	10-ton	20-ton
Lifting range	7" to 25-1/2"	7-1/2" to 25-1/4"
Overall reach	66"	69"
Frame height	7"	10-1/4"
Handle Length	40"	40"

5-Ton and 10-Ton Air/Hydraulic Service Jacks

- Bring the versatility of air-assist operation to your shop's lifting tasks.
- Huge front wheels mounted in bearings provide trouble-free service life. Rugged steel frame members.
- Rear swivel casters make spotting the jack easy. Spring-loaded handle may be locked in three positions, from horizontal to vertical.

1507B – 5-ton air/hydraulic service jack.
1511B – 10-ton air/hydraulic service jack.

Specifications	1507B	1511B
Capacity	5 ton	10 ton
Air pressure	80–120 PSI	80–120 PSI
Lifting range	5-7/8" to 22"	6-3/8" to 22"
Saddle dia.	6-5/8"	7-3/8"
Overall reach	87"	90"
Frame height	8"	12-3/4"
Handle length	40"	42"



See additional products in the **Equipment Section** of this catalog. Pages 193 – 232.

6000 lb. Revolver®

Diesel Engine Stand

- 96-to-1 ratio worm and gear set rotates components 360°; handle locks in any position.
- Integral 12-ton jack raises the work to provide the swing radius needed for clearance. Two front wheels and two rear casters provide mobility.
- Universal adapter assembly permits use with a wide variety of mounting plates.
- Covered by OTC Lifetime Marathon Warranty®.

1750A – Revolver diesel engine stand with No. 205061 universal engine adapter assembly.

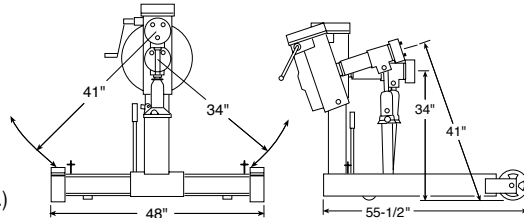
1750 – Engine stand without universal engine adapter assembly.



Revolver® Engine Adapter Plates

You can order only those plates you need for the engines you work on. The universal adapter assembly is required for mounting all plates to the stand.

205061 Universal Adapter Plate Assembly. Included with 1750A engine stand. (Must be used with all plates below.)



Detroit Diesel

205058* For Detroit engines: 53 series in-line 6 cyl., 6V & 8V; 71 series in-line 6 cyl., 6V, 8V, & 12V; 92 series 6V & 8V; 8.2 liter V-8.

52871* For coach 6V and 8V series 71 Detroit Diesel.

218504* For Detroit series 60 in-line 6-cylinder engines.

Detroit Allison

208160* Allison transmission mounting plate for transmission Nos. AT500, MT600, MT 6-speed, VH, VS, and V730.

61373* Allison transmission adapter plate for transmission series HT-750, CLBT, HT-740D, CR/DR, and HT-750CT.

Cummins

205059* For Cummins engines: All NH, NTC, NTE, N14 855 series in-line 6 cyl; 378 series V6; 504, 555, & 903 series V8; KT 1150 series in-line 6 cyl., L10.

61405* For Cummins L-10 and M11 series engines. Plate attaches to the left side of engine for complete tear down.

218098* For Cummins "B" series 5.9L in-line 6 cyl. engines.

218099* For Cummins "C" series 8.3L in-line 6 cylinder engines.

Caterpillar

205060* For Caterpillar engines: Nos. 1673, 1674, 1693, 3306, & 3406 in-line 6 cyl.; Nos. 1100, 3208, and 3408 V8.

217687* For Caterpillar 3114, 3116, and 3176 in-line 6 cylinder and C12 engines.

Mack

205101* For Mack engines: All 672, 673, 675, & 711 series in-line 6 cyl.

206629* For Mack engines: V8 1000, E6, & E7 in-line 6 cyl.

528858* For Mack 865, and 868.

International Harvester

206386* For International Harvester engines: DT-466, DT-360, DT408, and 530 in-line 6 cylinder; DV-550, MV-404, MV-446, V304, V345, V392, 4-152, 4-196, 4-194; 9.0 liter and T444E V8; and Ford 6.9L, and 7.3L DIT.

528856* For IH300 & 400 Series.

528868* For International VT365.

Ford

61681* For mounting Ford 6.6L/7.8L engines.

206386* For Ford 7.3 engines.

Volvo

528853* For Volvo TD67 and TD71 engines.

John Deere

528859* For JD 400 and 500 engines.

528861* For JD Powertech 4.5L & 6.8L.

528863* For JD 8995 V6, must be used with 528859.

*NOTE: Must be used with 205061 univ. adpt. plate assembly. Each engine mounting plate includes all the necessary hardware and an engine application chart.



205061 – Universal Adapter Plate Assembly



52871 Detroit



205058 Detroit



61373 Allison



208160 Allison



61405 Cummins



205060 Caterpillar



218504 Detroit



218099 Cummins



205059 Cummins



206629 Mack



218098 Cummins



205101 Mack



61681 Ford 303-DO61 (Same as D87T-6000-A)



217687 Caterpillar



528853 Volvo




206386 International Harvester, Ford



528861 John Deere




528859 John Deere



528863 John Deere



528856 IH



528868 IH



1735B

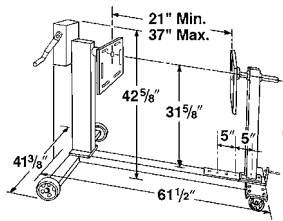
2,000 lb. Capacity Heavy-Duty Motor-Rotor® Repair Stand

- Handles a wide variety of engines, transmissions, torque converters, and rear axles from trucks, tractors, and construction machinery.
- The 50:1 ratio gearbox allows full rotation of mounted unit with just a turn of the crank and locks in position. Easily maneuvered when loaded.
- To ensure engine stability in all positions, this repair stand is equipped with a positive-crank handle locking mechanism.
- Twin-post design, featuring laterally adjustable, 3 position outboard support; provides an extremely stable work-holding unit.
- Locking rear wheels anchor stand in position.
- Covered by OTC Lifetime Marathon Warranty®.



1735B with engine

206391 – 6.0L and 6.4L Ford engine adapters.
(Works with both the OTC 1735, 1735A and 1735B.)



1735B



12-Ton Capacity Low and High Jack Stands

- Spun steel base won't dig or sink into asphalt or sand. Covered by OTC Lifetime Marathon Warranty®.

1778B – 12-Ton Low Jack Stand. One only. Height range of 19" to 29-1/2".

1779B – 12-Ton High Jack Stand. One only. Height range of 33-3/4" to 44-1/4".

543751 – Extension Tube for Low Jack Stand.

543752 – Extension Tube for High Jack Stand.

3- and 6-Ton Capacity Ratcheting Jack Stands

- Jack stands feature a formed steel frame for strength and long life, and rolled base edges that resist sinking into soft ground or asphalt.
- Recessed column saddle for acceptance of vehicle panel rail (pinch weld).
- Dual purpose handle serves as carrying handle and column release.
- Investment cast rack bar for long life strength.
- Covered by OTC Lifetime Marathon Warranty®.

1736A – Pair of 6-Ton Jack Stands. Height Range of 15-1/2" to 24-1/2".

1733A – Pair of 3-Ton Jack Stands. Height Range of 12-1/2" to 18-1/2".



3-, 6-, 12-Ton Ratchet-Style Jack Stands

- Formed and welded steel base for strength; self-locking ratchet handle cannot be released under load. Durable baked enamel finish resists corrosion.
- Stands conform to ANSI PALD load rating standard; factory tested before shipment.

1772D
Pair of 3-ton jack stands.
Base: 7-11/16" x 6-11/16".
Height range: 11-1/2" to 17".

1773D
Pair of 6-ton jack stands.
Base: 10-5/8" x 9-1/4".
Height range: 15-5/16" to 24-5/16".

1784C
Pair of 12-ton jack stands.
Base: 12-5/8" x 11-3/8".
Height range: 19-1/2" to 30-3/4".



1773D

1783 Heavy-Duty 20-Ton Capacity Adjustable Support (One only)

- Designed for the really big service jobs. Rugged steel construction, and large 15-1/2" square base will satisfy support requirements up to 40,000 lbs.
- Features include 4-point adjustment. Height range is 15-1/4" to 24". Saddle diameter is 6".
- Covered by OTC Lifetime Marathon Warranty®.



1774B 10-Ton Capacity Ratcheting Jack Stands (pair)

- These ratcheting jack stands are highest quality steel and factory tested to ANSI PALD standards.
- The form-fit saddle design and 12" x 14" base ensures stability.
- Height range is 20" to 31-1/2".



See additional products in the **Equipment Section** of this catalog. Pages 193 – 232.

1780 22-Ton Capacity Jack Stands

- Height range is 13-7/8" to 19-7/8".
- Saddle size 3" x 3-3/4".
- Pin-style (non-ratchet) three positions, 3" intervals.
- Reinforced collar to meet newest ANSI PALD test standards.
- 11" flat base prevents sinking into the surface.



OTC 9300 Stinger Series Bottle Jacks give you lifting range from 2 to 50 tons.

- Forged base and cylinder to ensure strength and eliminate leaks.
- Chromed pump piston and ram for additional rust resistance.
- In-line design for increased ease of use in positioning and operation.
- Includes free seal kit with each unit to extend product life.
- ANSI/PALD compliant.



OTC 9300 Stinger Series Bottle Jacks

Cap. (tons)	Stroke	OTC No.	Retracted Height min.	Length of Screw Extension	Height with Screw Extension	Pump Strokes to Extend Piston One Inch	Saddle Dia.	Base Size	Carry Handle	Weight
2	4-5/8"	9302	7"	2-3/8"	14"	8	13/16"	4-5/16" x 2-9/16"	No	5 lbs.
3	4-1/2"	9303	7-1/2"	2-9/16"	14-9/16"	13	15/16"	4-9/16" x 2 7/8"	No	6.2 lbs.
5	4-13/16"	9305	7-13/16"	3"	15-5/8"	20	1-1/8"	5-3/16" x 3"	No	8.4 lbs.
8	4-15/16"	9308	7-13/16"	3"	15-3/4"	21	1-3/8"	6" x 3-9/16"	No	12.6 lbs.
12	6"	9312	9-3/8"	3-1/4"	18-5/8"	21	1-3/4"	6-9/16" x 4-3/16"	Yes	17.4 lbs.
12	3-11/16"	9314	7-1/16"	2-7/8"	13-5/8"	21	1-3/4"	6-9/16" x 4-3/16"	Yes	15.1 lbs.
20	6-7/8"	9320	10-5/8"	2-15/16"	20-7/16"	28	2-1/8"	7" x 4-11/16"	Yes	27.2 lbs.
20	3-7/16"	9322	7-3/16"	1-11/16"	12-5/16"	25	2-1/8"	7" x 4-11/16"	Yes	20.9 lbs.
30	6-5/8"	9330	11"	N/A	17-5/8"	41	2-1/2"	7-11/16" x 6"	Yes	41 lbs.
50	7-3/16"	9350	11-3/4"	N/A	18-15/16"	74	2-1/2"	8-11/16" x 7"	Yes	76.5 lbs.



5221



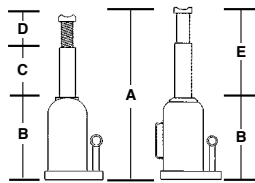
5213



5213T

Bottle Jacks

- Base, pressure cylinder, and oil reservoir form one internal part, which results in a stronger jack.
- Piston never contacts cylinder, so pressure will be absorbed and not damage jack if vehicle tilts.
- The No. 5213T is telescopic, allowing for very low initial height with high lifting.



Bottle Jack Dimensions

Jack	A	B	C	D	E
5213	17-3/4"	8-7/8"	5-7/8"	2-15/16"	
5221	18-1/16"	9-1/4"	5-7/8"	2-15/16"	
5213T	22-1/2"	9-5/8"			12-13/16"

5213 – 12-Ton Bottle Jack.

5221 – 20-Ton Bottle Jack.

5213T – 12-Ton Telescopic Bottle Jack.

Air/Hydraulic Bottle Jacks

- Operate manually or pneumatically, 100 PSI minimum air pressure required.

4313C – 12-ton air-assist bottle jack; lift range 9-1/2" to 18-3/8", stroke 6-1/8".

4321C – 20-ton air-assist bottle jack; lift range 9-7/16" to 17-11/16", stroke 5-7/8".


4313C



1734A

Heavy-Duty Wheel Step

- Tire-mounted wheel step provides quick, easy access to under-hood components.
- Fits heavy-duty vehicles (Class 7/8).
- Installs in seconds; adjusts to fit 22-1/2" to 24" wheel sizes and folds for easy storage.
- 300 pound capacity.
- Non-skid platform surface.




Shown folded



5017A

Brake Drum Dolly

- Remove, install, and transport truck brake drums without physically having to lift them.
- Works on 15" and 16-1/2" drums found on most Class 7 and 8 tractor and trailer brake systems.
- Heavy-gauge steel construction, ten-inch pneumatic tires, and adjustable handle.
- Covered by OTC Lifetime Marathon Warranty®.



1543

Brake Drum Dolly

- Removes, installs, and transports truck brake drums without physically having to lift them.
- Works on all 15" and 16-1/2" drums found on most class 7 and 8 tractor and trailer brake systems.
- 6" height adjustment aids installation.
- Heavy-gauge steel construction, 8" tires, and 36" handle.



5090

Back Buddy™ II

- Remove, transport, service, and install heavy truck brake drums and hub assemblies.
- Fast-motion ratcheting jack with 14" of vertical lift.
- Pneumatic rear tires smoothly roll across shop floor.
- Tilting mechanism to achieve the exact angle necessary for precise reassembly.
- Fold-down handle for open access to the work area.
- Onboard lube tray and toolbox.
- An array of optional adapter sets capable of grabbing almost any truck hub assembly or brake drum, inboard or outboard.



513926 – 10 stud inboard hub & drum assemblies – 335 mm.

513927 – 10 hole outboard drums – 3/4" thick back plates

Adapter Sets (sold separately)

513925 – 5 and 6 spoke wheels

514644 – 8 stud inboard hub & drum assemblies

514645 – 8 hole outboard drums

514646 – 6 stud inboard hub & drum assemblies

514647 – 6 hole outboard drums

514648 – Humvee/Hummer geared hubs

1770A

1,500 lb. Dual Wheel Dolly

- Hydraulic jack provides almost 5" of lift and tilts wheel assembly 4° to prevent damage to wheel seal.
- Independent lifting rack provides maximum stability; rollers won't catch on load.
- Swivel casters for easy maneuverability.
- Floor space is 45" by 41".
- 6' chain holds load in place.
- Covered by OTC Lifetime Marathon Warranty®.



Easy Lever Wheel Dollies

- Gives technicians the leverage they need to easily remove or install truck tire-and-wheel assemblies.
- Heavy-duty construction capable of toting 300 pounds.
- Onboard rollers that make stud-hole alignment a snap.
- Spring-loaded kickstand for handy parking.
- Two models that, together, can accommodate tire diameters from 24 to 48 inches.
- Rugged tubular steel construction.

5096A – Heavy-duty Easy Lever wheel dolly. With a width of 26", this dolly handles tire diameters of 36" to 48".

5095A – Easy Lever wheel dolly. With a width of 22", this dolly handles tire diameters of 24" to 36".



1769A

Truck Dual Wheel Dolly

- This 1,500 capacity dolly will remove, transport, and replace dual wheel and tire assemblies without strain or struggle.
- Swivel casters, 3-1/2" front and 3" rear, provide easy maneuverability.
- Floor space is 43" by 42".
- No. 1769A hydraulic jack provides over 6-1/2" of lift and tilts wheel assembly 7° to prevent damage to wheel seal.
- Includes a 6' support chain to hold load in place.




20-Ton Truck Ramps

- Long, retractable T-handle enhances mobility.
- Non-skid rubber matting prevents slippage during use.
- Durable, heavy-duty rubber wheels.
- Capacity per pair is 20 tons
- Covered by OTC Lifetime Marathon Warranty®.

5268 – 20-ton truck ramps handle up to 10" tread width.

5269 – Wide 20-ton truck ramps handle up to 16" tread width.



Model	Frame Height	Frame Width	Frame Length	Wheel Diameter	Handle Length
5268	9-1/4" (23.5 cm)	13-1/2" (34.29 cm)	47" (119.38 cm)	5" (12.7 cm)	33" (83.82 cm)
5269	9-1/4" (23.5 cm)	18-1/4" (46.36 cm)	47" (119.38 cm)	5" (12.7 cm)	33" (83.82 cm)

5713

Tire Bead Seater

The Tire Bead Seater is used when a tire, new or used, is mounted on a wheel and the tire bead does not touch both sides of the wheel, making inflation possible. The air trigger on this tool expels a tremendous burst of air that inflates the tire to seat it to the wheel rim. This allows the tire to be inflated to the recommended pressure through the tire valve.

- The Tire Bead Seater is equipped with unique configurations that enhance ease of use, productivity and safety for technicians looking to get the job done right every time.
- Unlike other options out there, the Tire Bead Seater's ASME certified 13-gallon tank is designed with a nozzle and valve connected via hose assembly, giving the user more control rather than requiring them to hold the weight of the tank.
- The trigger style discharge valve allows for optimum airflow control while allowing both hands to firmly hold the nozzle/valve assembly, critical for effective and safe use. Wheels and handle function in either the vertical or horizontal position for easy mobility and storage.
- Unique nozzle design significantly reduces "blowback recoil" and contains discharge holes strategically placed for optimum inflation of a wide range of the tire sizes and wheel diameters.
- Air valve included for filling tank, which also provides compressed air for filling the tire while seating the bead, optimum for on-the-road service.



Tire Spoons

Unique "Convex Slip Head" curved design allows the spoon to slide easily into the tire bead while the spoon bump limits the depth for quick-and-easy operation.

5716 – HD Sliding Tire Spoon

38" extends to 52", 3/4" diameter. Inner slide bar provides hammer action to easily insert and remove the spoon.



5720 – Sliding Dual Tire Spoon

35" and 3/4" diameter. Unique configuration provides mount and demount heads on either end with the aid of a slide hammer mounted mid bar, allowing for hammering either end in or out of the tire bead. Twist-lock feature locks 3.5 lb. slide weight in position.



5724 – Extending Tire Spoon

22" extends to 34", 3/4" diameter. Twist-lock feature allows the spoon to be extended to any length and locked into position with a twist of the collar.



5735-35 – 35" Curved/Flat Tip Curved Tire Spoon

Double end curved tire spoon. Handle knob enables easier spoon pick up. 3/4" diameter.



5736-24 – 24" Curved Tire Spoon

Handle knob enables easier spoon pick up. 3/4" diameter.



5736-30 – 30" Curved Tire Spoon

Handle knob enables easier spoon pick up. 3/4" diameter.



5737-30 – 30" Flat Tip Curved Tire Spoon

Handle knob enables easier spoon pick up. 3/4" diameter.



5739-24 – 24" Curved Shank Tire Spoon

The curved shank allows improved access for the spoon head around the tire bead or wheel rim. Handle knob enables easier spoon pick up. 3/4" diameter.



5739-30 – 30" Curved Shank Tire Spoon

The curved shank allows improved access for the spoon head around the tire bead or wheel rim. Handle knob enables easier spoon pick up. 3/4" diameter.



7379



7378



Accutorq™ Klikker Torque Wrenches

These precision torque wrenches make a loud click when you've reached the torque setting. They feature ratcheting heads, all-metal construction, permanently roll-marked scales, and soft-grip rubber handles that enable you to firmly grasp the wrench for right- or left-hand torquing.

- Includes molded plastic case.
- One-year warranty.

Tool No.	Torque Range	Graduations	Square Drive	Length
7378	50–250 in. lbs. (68–339 N·m)	2 ft. lbs.	1/2"	19-3/8"
7379	100–600 in. lbs. (136–813 N·m)	10 ft. lbs.	3/4"	42-1/4"





5745
Hands Free Air Chuck

- Perfect for applications where the tire valve is facing the floor while seating the tire bead, such as most dual wheel configurations.
- Hooks on the top bead seat of the wheel and the spring pressure holds the chuck on the tire valve pointing to the opposite side.
- Ball valve included to allow inflation only when needed.



5728
Tire Bead Breaker

- Unique head is designed to provide a large striking area for all angles, while providing the mass needed to break the tire bead.
- This design puts the force exactly where it's required and eliminates the possibility of accidentally hitting the wheel, problems typically encountered while using larger swing hammer style bead breakers.

5082
Wheel Tipper

This heavy-duty wheel tipper makes handling those hard-to-manage truck tires easy. To use the wheel tipper, simply deflate the tire and break the bead, then hook the wheel tipper to the rim of the wheel. The wheel tipper makes an otherwise tough task effortless.

- Designed for both aluminum and steel wheels won't damage wheel rim.



5731
Tire Bead Locking Pliers

- Prevents the tire from slipping while mounting the top bead.
- Quick and easy universal clamping design.
- Rugged rubber coated jaw to protect wheel finish.
- Prevents tire from contacting costly TPM Sensors.



5732
Tire Spoon Holding Pliers

- Tire Spoon Holding Pliers is the 3rd hand needed to ease mounting and demounting of tires with tire spoons.
- Quick and easy universal clamping design.
- Rugged rubber coated jaw to protect wheel finish.



5733
Tire Wheel Wedge Pliers

- Tire Bead Wedge Pliers keeps the tire in the bead drop area to ease mounting and demounting of larger truck and agricultural tires.
- Quick and easy universal clamping design.
- Rugged rubber coated jaw to protect wheel finish.



For product videos visit
otctools.com
 YouTube



Tire Service Hammers, Indestructible Handle

- Indestructible handle - never needs replacement!
- Ergonomic rubber grip handle reinforced with steel bars resists breaking while absorbing impact and vibration.
- Drop-forged head is induction-hardened for long life, and contains steel locking plates that are specially bonded to ensure the head never becomes loose.
 - Use top hook as a wheel tipper; sledge end hook to drag tire into position.
 - Bead breaking wedge has grooves and a convex shape to help drive tire lube into the bead.

5789ID-520
 Head Weight 5 lb., Handle Length 20".

5789ID-1032
 Head Weight 10 lb., Handle Length 32".



7367
Torque Multiplier, 1000 lb-ft

- Drive Input; 1/2", 365 lb-ft Max
- Drive Output; 3/4", 1100 lb-ft Max
- Head Width; 2.9", 3.3:1 Ratio
- Reaction Bar; 13-3/4"
- Includes reaction foot.
- Note: frictional gear loss = 6%

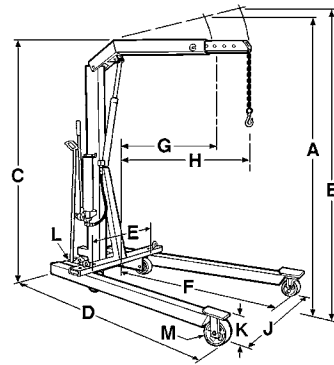


7368
Torque Multiplier, 2000 lb-ft

- Drive Input; 3/4", 730 lb-ft Max
- Drive Output; 3/4", 2200 lb-ft Max
- Head Width; 3.6", 3.3:1 Ratio
- Reaction Bar; 15-5/8"
- Includes reaction foot.
- Note: frictional gear loss = 6%



1819, 1820



Specifications	1819	1820
Cap., boom retracted	2,200	4,400
Cap., boom extended	1,650	3,300
A Max. boom height, boom retracted	107"	111"
B Max. boom height, boom extended	117"	122"
C Overall height, boom horizontal	80"	82"
D Overall length	83"	89"
E Minimum throat width	24"	25"
F Inside leg length	54"	57-1/2"
G Effective boom reach (retracted)	33"	35-1/2"
H Effective boom reach (extended)	48"	50-1/2"
J Inside leg width (3-position)	24", 36" 48"	26", 40" 52-1/2"
K Leg height	8"	9-1/2"
L Dolly wheel diameter	5"	5"
M Wheel diameter	6"	8"
Height, folded	79"	86"
1819 Floor space folded	27" x 38"	
1820 Floor space folded	31" x 42"	

2,200 and 4,400 lb. Capacity Heavy-Duty Floor Cranes

- To conserve valuable floor space, crane folds into a compact package for storage.
- For "close-in" work, leg spread adjusts to clear vehicle's wheels, telescoping boom extension gives additional reach. Roller bearing mounted wheels and steering dolly provide ease of mobility.
- A two-speed hydraulic hand pump provides fast boom travel; descent of boom is under precise control of operator.
- Covered by OTC Lifetime Marathon Warranty®.

1819 – 2,200 lb. Capacity Crane. Has hydraulic hand pump and 16-7/8" lifting chain.

39610 – 1/4" steel chain grade 43, 18-3/8" long, 2,200 lb. capacity. Has safety hook on end. Use with 1819.

1820 – 4,400 lb. Capacity Crane. Has hydraulic hand pump and 18-3/8" lifting chain.

39611 – 5/16" steel chain grade 70, 19-3/4" long, 4,400 lb. capacity. Has safety hook on end. Use with 1820.

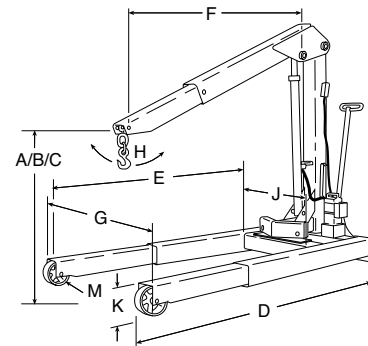


1813

No. 1812
Load-Rotor
(not included)

Boom Capacity (lbs.) Description	Extended 4,000	Centered 5,000	Retracted 6,000
A Maximum boom height	161-7/8"	150-11/16"	139-1/2"
B Minimum boom height	6"	17-3/8"	28-3/4"
C Overall height (boom horizontal)	87"	87"	87"
D Overall length*	129-1/8"	113-7/8"	98-1/4"
E Inside leg length	91-11/16"	76-1/8"	43-1/4"
F Effective boom horizontal reach	94-1/4"	78-3/4"	63-1/4"
G Outside leg width**	59-3/4"	57-3/4"	55-3/4"
H Boom swing	36"	31"	26"
J Inside leg width		35-3/4"	
K Leg height		9-1/16"	
M Wheel diameter		8"	
Dolly wheel diameter		5"	

* Legs in storage position: 80-7/8" ** Legs in storage position: 53-1/2"



6,000 lb. Capacity Heavy-Duty Mobile Floor Cranes

- Three positions give capacities of 4,000, 5,000, and 6,000 lbs. to handle the biggest engines, and often the transmission right along with the engine! Usable reach is almost 92".
- Boom swivels for vertical and lateral positioning; legs extend to straddle the biggest tires.

1814 – 6,000 lb. capacity crane with electric/ hydraulic pump (115V) with remote motor control.

1813 – 6,000 lb. capacity crane with two-speed hydraulic hand pump.





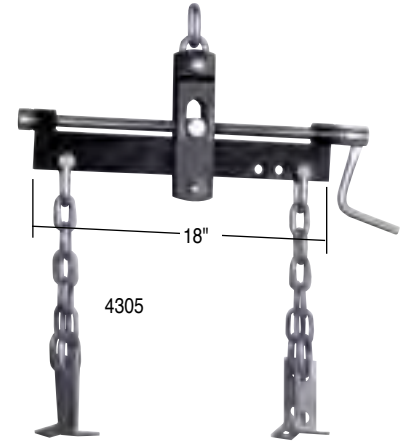
2,000 and 4,000 lb. Capacity Folding Floor Cranes

- Both of these cranes fold up for compact storage.
- Front wheels are 3-1/2"; rear casters 5-7/8".

2002 – 2000 lb. capacity crane with a reach of 24" to 36".

2004 – 4000 lb. capacity crane with a reach of 25" to 46".


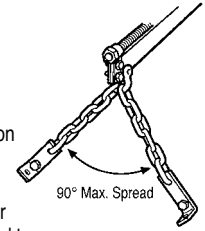
Specifications	2002	2004
Maximum capacity, boom extended	500 lbs.	1,000 lbs.
Maximum capacity, boom retracted	2,000 lbs.	4,000 lbs.
Maximum height, boom extended	94"	104"
Maximum height, boom retracted	87"	81"
Effective boom reach, boom extended	36"	48"
Effective boom reach, boom retracted	24"	26"
Leg width @ front wheels	32-1/2"	25"
Leg height	6-1/2"	7-3/4"
Floor space folded	57" x 38"	16" x 17-1/2"
Floor space unfolded	70" x 32"	33" x 33-1/2"



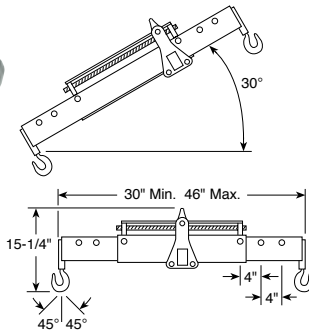
4305 1,500 lb. Capacity Engine Load Leveler

Designed to hook to a crane or hoist to handle and position large, bulky components.

- The horizontal tilt can be adjusted to compensate for off-center loads, or adjusted to a certain angle for a component being positioned.



1812



Load Leveler

- Improved design over conventional spreader bars.
- Carriage on main support beam moved by turning lead screw; this permits fine adjustment of the tilt angle of component being lifted.
- Turn lead screw manually or with air-powered tools.
- Spreader bar adjustment secured with locking bolts.
- Chain grade is 80.
- Covered by OTC Lifetime Marathon Warranty®.

1812 – Load Leveler. Max. lifting capacity: 6,000 lbs.; distance between hooks: min. 30", max. 46".

1822 – Load Leveler. Max. lifting capacity: 10,000 lbs.; distance between hooks: min. 36", max. 56".

1806 4,000 lb. capacity Load-Rotor® Positioning Sling

- Use with a floor crane. Engine, transmission, or other component is tilted or leveled by turning sling's 5/8" hex drive end with a common speed handle and socket.
- Has 65-3/4" long chain (5/16") and hook assembly with forged hook on each end. Pair of special lifting brackets included.
- Makes engine removal and installation a snap, even in close quarters.
- For use with floor cranes only; not to be used with overhead hoists or lifts.



302249

Alloy Chains for Overhead Lifts and Hoists

302941 – 5/16" alloy chain, 26-13/16" long, 4,000 lb. capacity. With safety hook on one end. Use on No. 1812.

302249 – 3/8" alloy chain, 28-3/8" long, 6,000 lb. capacity. With safety hook on one end.



See additional products in the **Equipment Section** of this catalog. Pages 193 – 232.



Heavy-Duty Adjustable Slings

- For lifting and positioning engines, transmissions, etc. Each chain can be adjusted independently for length; plate design enables chain to be "short-hooked" for correct tilt.

205049 – 2,000 lb. capacity sling with 1/4" chain, 56" long.

205050 – 4,000 lb. capacity sling with 5/16" chain, 65" long.

38841 – Plate only, use with any 1/4" or 5/16" alloy steel chain.



7100 4,000 lb. Capacity Lifting Brackets (pair)

- Attach directly to component for easy lifting; will take 1/2" diameter bolts.




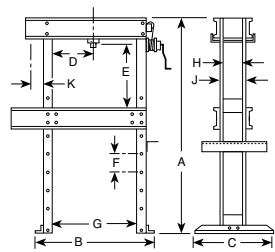
5180 10-Ton Portable Hydraulic C-Frame Press

- Weighing less than 28 lbs, this durable press is portable for various applications, i.e., roadside maintenance services, industrial applications, marine, general automotive.
- For clamping, pressing and bending. Ideal for welding and metal fabrication.
- 9" Open-Throat® design.
- Couples to any 4- or 10-ton Porta Power pump.
- The base can be assembled to position the press either vertically or horizontally and can also be mounted to a bench.

Set includes: C-Frame press with base, adapters: V-pushing and ram pushing (9/16" and 3/4" dia. shanks), receiving insert, flat insert, storage case.



A	B	C	D	E	F	G	H
21-1/4"	13-3/4"	9"	8-1/2"	2-1/2"	1-1/2"	4"	4-1/4"

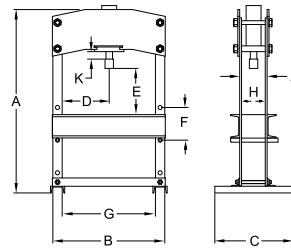


1825 17-1/2 Ton Capacity Heavy-Duty "Open Throat" Press

- Ram head moves side to side for off-center pressing; ram-to-work distance is adjusted by a forcing screw that is extended or retracted by a speed crank.
- "Open-throat" frame extensions make handling of bulky jobs possible outside of the press frame.
- This press does not have a lifting mechanism. If a lifting mechanism is needed, order 211407.
- Covered by OTC Lifetime Marathon Warranty®.
- Has No. 201832 hydraulic ram with 2" stroke, No. 4002 hydraulic hand pump, No. 9650 gauge, No. 9767 hose, adjusting screw, speed crank, ram cap, and pump mounting bracket.

211407 – 17-1/2 ton winch kit.

A	B	C	D	E	F	G	H	J	K	Floor Space
64"	28"	28"	17-7/8"	34-7/8"	3-3/8"	20"	4-1/4"	5"	4-3/8"	28" x 28"

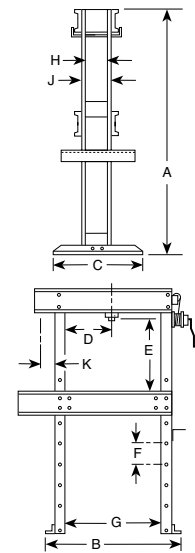



5230 16-1/2 Ton Capacity Bench Press

This innovative press integrates all the hydraulic elements within the chassis. The compact and functional design saves workshop space and ensures protection during transport.

- Bolster is adjustable for height.
- Automatic spring return piston.
- Pressure gauge with damper to extend its working life– positioned at eye level for easy reading.
- Includes set of two V-blocks and legs with bolt-holes for fixing to bench.

A	B	C	D	E	F	G	H	J	K
37"	16-1/2"	23-7/8"	9-1/2"	5-7/8"-17-5/8"	6"	19-5/8"	4-3/4"	5-1/2"	3"



25-Ton Capacity Heavy-Duty "Open Throat" Press

- "Open throat" feature enables ram to be positioned outside of press frame for fast axle bearing removal and installation, as well as other tasks. Rugged press is covered by OTC Lifetime Marathon Warranty®.
- Press bed is raised or lowered with a hand crank, and a spring-return hydraulic ram is laterally adjustable for off-center work at full capacity.

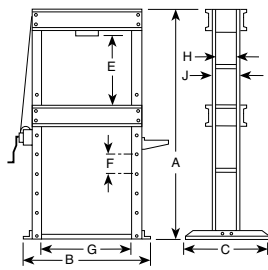
1826 – 25-ton press. Includes No. 4016 hydraulic hand pump; No. 52025 hydraulic ram with 14" stroke; No. 9652 gauge; No. 303563 hose (3/8" ID x 8'); and pump mounting bracket.

1826A – 25-ton press. Includes No. 4020 air/hydraulic pump; equipped the same as 1826.

A	B	C	D	E	F	G	H	J	K	Floor Space
68"	43"	28"	3"-29"	6-7/8"-4-3/8"	4-1/2"	32"	5-1/2"	6-1/2"	7"	28" x 25-1/4"

*Lateral head movement. Frame shipped assembled.





1833

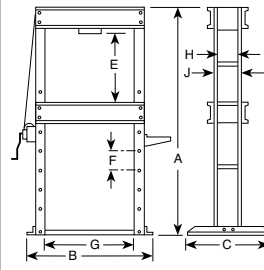
25-Ton Capacity Shop Presses

- Tough, economical press is ideal for pressing rear axle bearings, piston pins, and much more.
- Large 30" x 46" work area under ram makes positioning of even bulky work easy. Press bed is easily raised and lowered by a dependable lifting mechanism. Choice of model with hand- or air-driven hydraulic pump.

1833 – 25-ton press, complete with No. 4002 hydraulic hand pump; No. 9652 gauge; No. 24815 tee; No. 9767 hose (1/4" ID x 6'); hydraulic ram No. 51426 with 6-1/4" stroke; and 42733-WH2 pump mounting bracket.

1834 – 25-ton press, complete with air-driven No. 4020 hydraulic pump; No. 9652 gauge; No. 24815 tee; No. 9768 hose (1/4" ID x 8') and hydraulic ram with 6-1/4" stroke.

A	B	C	E	F	G	H	J	Floor Space
69-1/2"	40-1/2"	28"	5-3/4"-46"	4"	30"	5-1/2"	6-1/2"	41-1/2" x 28"




1851

55-Ton Capacity Economy Shop Presses

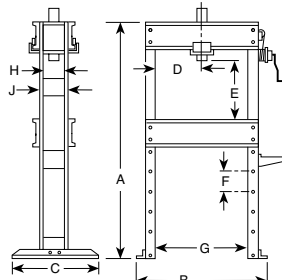
- Durable steel frame resists buckling and bending. Covered by OTC Lifetime Marathon Warranty®.
 - Hand-operated winch and cable mechanism adjusts lower press bolster.
- 1850** – 55-ton press. Includes No. 52457 hydraulic ram with 6-1/4" stroke; No. 4016 hydraulic hand pump; No. 9651 gauge; No. 9767 hose (1/4" ID x 6'); and pump mounting bracket.

1851 – 55-ton press. Includes No. 52457 hydraulic ram with 6-1/4" stroke; No. 4020 air/ hydraulic pump; No. 9651 gauge; No. 9767 hose (1/4" ID x 6'); and pump mounting bracket.

A	B	C	E	F	G	H	J	Floor Space
70-3/4"	47-1/2"	28"	6-1/8"-41-1/8"	5"	35"	7-1/16"	10"	55-1/2" x 28"



1845



55-Ton Capacity Heavy-Duty Presses

- Side-to-side positioning of ram allows full capacity pressing along entire bolster length without buckling or bending. Covered by OTC Lifetime Marathon Warranty®.
- Hydraulic ram features 13" of stroke. Choice of hydraulic power units.

1845 – 55-ton press. Includes single-acting ram No. 52380 with 13" stroke; No. 4044 electric/hydraulic pump; No. 9651 gauge; No. 303563 hose (3/8" ID x 8'); and pump mounting bracket.

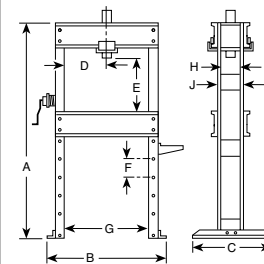
1846A – Same as No. 1845 except has No. 4016 hydraulic hand pump and single acting ram No. 65458 with 10-1/8" stroke.

1847 – Same as No. 1845 except has a No. 4022 air/hydraulic pump and a No. 9781 hose (3/8" ID x 10').

1872 – 55-ton press. Includes double-acting ram No. 51682 with 13" stroke; No. 4046 electric/hydraulic pump; No. 9651 gauge; No. 36887 hoses; and pump mounting bracket.

A	B	C	D	E	F	G	H	J	Floor Space
72"	48-1/2"	36"	3-1/4"-32-3/4"	6"-42"	6"	36"	6-3/4"	8"	56-1/2" x 36"

*Lateral head movement.



1854


100-Ton Capacity Economy Shop Press

- Large 35" opening between press uprights allows easy handling of large gears, shafts, sprockets, and other components serviced in truck, construction, and agricultural equipment shops. Covered by OTC Lifetime Marathon Warranty®.
- Hand-operated winch and cable mechanism gives operator precise control in adjustment of lower press bolster to any height.

1854 – 100-ton press. Includes hydraulic ram No. 52434 with 10" stroke; No. 4044 electric/hydraulic pump; No. 9651 gauge; No. 9768 hose (1/4" ID x 8'); and pump mounting bracket.

A	B	C	D	E	F	G	H	J	Floor Space
86-5/8"	47-1/2"	28"	17-1/2"	9-5/8"-49-5/8"	8"	35"	6-3/8"	10"	55-1/2" x 28"





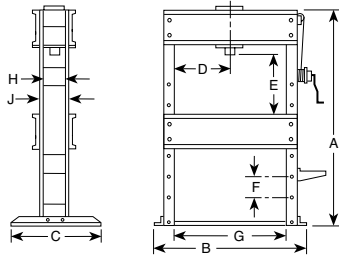
100-Ton Capacity Heavy-Duty Shop Presses

- Wide open uprights allow easy positioning of bars and shafts for straightening or bending.
- Upper bolster can be lowered for convenient positioning during repetitive jobs.
- Ram head glides smoothly on rollers for easy horizontal adjustments; rugged press frame will withstand a full capacity load with the ram head in any position across the upper bolster.
- Covered by OTC Lifetime Marathon Warranty®.

1857 – 100-ton press. Includes single-acting No. 52434 ram with 10" stroke; No. 4008 hydraulic hand pump; No. 9651 gauge; No. 9781 hose (3/8" ID x 10"); and pump mounting bracket.

1858 – Same as No. 1857, except has double-acting No. 51683 ram with 13" stroke; No. 61217 3-phase, 220V, 3450 rpm electric/hydraulic pump; and two No. 9769 hoses.

1858-1P – Same as No. 1858, except it has a No. 4064 2-stage, 1-phase hydraulic pump.



A	B	C	D	E	F	G	H	J	Floor Space
77-1/4"	64"	36"	7"-43"	2"-42"	8"	50"	8"	10"	36" x 78-1/4"

*Lateral head movement. Frame shipped assembled.

150-Ton Capacity Heavy-Duty Shop Press

1868 – 150-ton press. Includes double-acting ram with 13" stroke; No. 61217 3-phase, 220V, 3450 rpm electric/hydraulic pump; No. 9651 gauge; No. 9769 hoses; and pump mounting bracket.

A	B	C	D	E	F	G	H	J	Floor Space
90"	71"	44"	11"-39"	9"-43-1/4"	11"	50"	12-1/2"	15"	44" x 71"

*Lateral head movement. Frame shipped assembled.

Accessories for 100-Ton Capacity Presses

50392 – Straightening fixtures (pr.).

1893 – V-blocks, 14" long (pr.).

21332 – Pushing adapter (must be used with reducing adapter).

36469 – V-pushing adapter (must be used with reducing adapter).

43563 – Reducing adapter (for double-acting ram).

43562 – Reducing adapter (for single-acting ram, not pictured).




1880 17-1/2 -Ton Press Accessory Set

- Adapters and accessories attach to ram's forcing screw or are used on press bed to support work.

Set includes:

- 1123** – Bearing pulling attachment.
- 201923** – Ram pushing adapter with a 1/2" dia. shank.
- 210454** – Ram pushing adapter with a 3/4" dia. shank.
- 34806** – V-pushing adapter.
- 1890** – V-blocks (pair).




1881 25-Ton Press Accessory Set

- Adapters and accessories attach to ram's forcing screw or are used on press bed to support work.

Set includes:

- 1124** – Bearing pulling attachment;
- 34510** – Ram pushing adapter with 3/4" dia. shank;
- 34511** – ram pushing adapter with 1" dia. shank;
- 34807** – V-pushing adapter;
- 1891** – 11-1/2" long V-blocks (pr.);
- 28229** – Ram forcing cap;
- 38953** – Threaded adapter.



1882 55-Ton Press Accessory Set

- Accessories attach to ram's forcing screw or support work on press bed.

Set includes:

- 1126** – Bearing pulling attachment;
- 34755** – Ram pushing adapter with 1" dia. shank;
- 34756** – Ram pushing adapter with 1-1/4" dia. shank;
- 34808** – V-pushing adapter;
- 1892** – 14" long V-blocks (pr.);
- 28230** – Ram forcing cap;
- 37368** – Threaded adapter – for single acting only.
- 38954** – For 1872 double acting press.



Universal Outside Thread Chaser

Damaged bolt or nut threads can be an annoying, costly problem—unless you have one of our thread chasers. It will quickly restore threads to near original condition without the use of expensive thread-cutting equipment.


- Replaceable V-pads and dies.
- 1-1/4" to 5" O.D.

7402 – Thread chaser with 6 dies: threads per inch - 4, 5, 6, 7, 7-1/2, 8, 9, 10, 11, 11-1/2, 12, 14, 16, 18, 20, and 24.


216884 – Standard die set. Includes 6 dies, in the sizes listed above.

202817 – Metric die set. Includes three dies: 1 mm-1.25 mm-1.5 mm-1.75 mm, 2 mm-2.5 mm-3.0 mm-3.5 mm; 4 mm pitch dies.

206803 – V-pad.



8203



8206

Handled Pry Bars

Heavy-duty pry bar made of tempered square steel that you can hit without damaging the handle.

- Black chrome striking cap allows hitting the bar without damage to the handle.
- Ergonomic handle – dual durometer composite handle for user comfort; reduces hand fatigue.
- Polished tip with black oxide finish.
- Long-life finish resists rust and wear during use.
- OTC Marathon Lifetime Warranty.

8203 – 3-piece handled pry bar set. Includes 12", 18", and 24" sizes.

8206 – 6-piece handled pry bar set. Includes 8", 12", 18", 24", 32" and 36" sizes.

8208 – 8" handled pry bar.

8212 – 12" handled pry bar.

8218 – 18" handled pry bar.

8224 – 24" handled pry bar.

8232 – 32" handled pry bar.

8236 – 36" handled pry bar.



6492

Engine Preluber Kit

- Ensures oil is present to internal engine components on the first start of a new or rebuilt engine, or after major engine work is performed.
- Required to prime the oil pump and fill the oil galleries and internal engine components with clean, new oil.
- Connects to engine oil system at the oil pressure sensor on a variety of domestic and import engines.
- Oil pressure sensor adapters included.



5086

10-Ton Collision Repair Set

- Exert hydraulic force just where it's needed to lift, spread, bend, or straighten. Handles the high-force jobs you face daily in trailer maintenance or other applications.
- Includes reliable components including 10-ton, 10-1/8" stroke hydraulic ram; air/hydraulic pumping unit; hydraulic hose; four snap-together extension tubes; extension tube coupling; serrated saddle; flat base; 90° wedge head; flex head; storage case.
- All set components are covered by OTC Lifetime Marathon Warranty®.



1515B

1515B

10-Ton Collision Repair Sets

- Components snap together for quick setups to apply pushing, spreading, or pulling force.
- Components include: hydraulic pump, hose, and ram; ram flat base; extension tubes (4); 1/2-ton spreader; tube coupling; ram toe; wedge head; serrated saddle; flex head; plunger toe; 90° wedge head; storage case. The case has wheels for mobility.
- Single speed hydraulic hand pump and ram with 6" stroke.



4020

Air/Hydraulic Pump

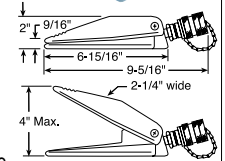
- Ideal all-around power source develops 10,000 PSI at 100 PSI air.
- Two-stage release mechanism; internal relief valve.
- 98 cu. inches of usable oil.
- Covered by OTC Lifetime Marathon Warranty®.



4085

1-ton Capacity Hydraulic Spreader

This hydraulic spreader is rated at a full 1-ton capacity at 10,000 PSI and that's enough for a wide variety of jobs. Working in tight spots is no problem—it needs only a 9/16" clearance to engage the jaws. With a big 4" spread, it's ready for a variety of applications: straightening work, removing dents and creases from sheet metal, or as a clamp. The device's spring-return jaws are made of high-strength alloy steel. It can be dead-ended at 4" spread under full load. Ideally suited to work with No. 4012 hand pump (not included).



4180

Power Twin Ram and Pump Set

- Center-hole feature permits extending adjusting screws, cables, puller screws, etc., straight through the ram.
- This spring return unit is compact and lightweight.
- Ideal for jobs having restricted working space.
- Set includes 4120 17-1/2 ton, 2" stroke single-acting hydraulic ram; 4002 pump; 9650 gauge; 24815 tee; 9767 hose; and 9798 hose half coupler.

Pumps and Rams

9110B – 10-Ton Ram with 6" stroke. Use with the snap-together components of OTC Stinger's collision repair sets, or with most similar competitive products.

9107B – Single Speed Hydraulic Pump. Ideal for single acting rams. Developing up to 10,000 psi operating pressure, the pumps operate horizontally or vertically in the "head down" position. Finger tip control provides instant release or pumping action. Has a built-in safety overload valve.



5286

Portable Diesel Particulate Filter Cleaner

The Diesel Particulate Filter (DPF) Cleaner was designed with shop service in mind. Its portability allows the unit to be placed as close to the vehicle as possible and to be stored wherever needed in the service facility. The advent of the 2010 Tier 4 cleaning requirements created the need for a lighter, more portable cleaning system which can be taken into the field to clean filters at the point of service.

Diesel Particulate Filter features

- Lightweight and Highly Portable - ideal cleaning system for use in the shop or on a service truck.
- Flexibility - clean DPF's from 6" to 15.5" in diameter using shop or compressed air of at least 100 PSI and 20 CFM sustained airflow.
- Fully Automated Operation - once started, the cleaning process can be completed with minimal operator oversight, freeing up the technician to simultaneously do other work in the shop.
- Focused Air Jet Technology™ - concentrates a precise high pressure stream of air directly into every cell.
- Easy Maintenance - contains no internal filters that require user maintenance.
- Rugged design provides maximum durability.
- Operates on 12-24 volt DC, or 110-220 Volt AC.

Efficiency by the Numbers*

- Cleans up to 20% more efficiently than traditional pulse based systems.
- Cleans up to 5% more efficiently than other more expensive "air knife" systems.

*Based on third party OE test data using Pin-gauge measurement.

Unique floating puck prevents "splash back"

- Features Focused Air Jet Technology™ with a unique floating puck that prevents splash back.
- Includes three nozzles: two straight (short and long), for standard "open face" DPFs; and one curved for the angled-flange DPFs.
- Ensures quiet operation.

Ash disposal System and Shield

- Innovative ash disposal system enables technician to quickly and easily remove and dispose of particulate matter in accordance with local environmental requirements.



Curved neck nozzle with floating puck for angled-flange DPFs.



Long nozzle with floating puck for standard open face DPFs.



Includes innovative shield to protect cleaning area from moisture.

5286 kit includes:

- Cleaning unit
- Three neoprene rings fit filters from 6 in. (165 mm) to 15.5 in. (400 mm) in diameter
- Wet / dry HEPA vacuum
- Short, long, and curved-flange filter nozzles
- Adjustment feet for standard and flanged filters
- Ash disposal kits
- AC and DC adapter cables

Accessories

- 563197 (Set of 5) – Ash disposal system enables technician to quickly and easily remove and dispose of particulate matter in accordance with local environmental requirements.



5280

OTC 5280 Diesel Particulate Filter Cleaner

The Diesel Particulate Filter (DPF) Cleaner was designed with shop service in mind. The cleaning process allows the DPF to be cleaned as part of a general maintenance schedule at the service location with minimal time away from the vehicle. It's portability allows the unit to be placed as close to the vehicle as possible and to be stored wherever needed in the service facility.

DPF Cleaner Features

- OE tested and Dealer recommended – By many major diesel engine manufacturers.
- Robust design – For long shop life. Can be used as part of a preventative maintenance program.
- High Pressure cleaning process for thorough cleaning of ash from DPF – produces 10 times the burst energy of competitive low pressure units.
- Initial Burst Quick check – To identify filters too plugged for proper cleaning.
- Movable with locking wheels – For placement throughout the shop.
- Computer Controlled Process Based on OE Requirements – for “Start to End” cleaning without constant technician monitoring.
- Containment of hazardous ash – For easy disposal.
- HEPA Filter Air Exhaust System – To exceed environmental air standards for shop.
- Operates on standard 115V outlet.
- Proven to clean to over 92% efficiency. (3)

(3) Third-party OEM test results using pin gauge measurement with approved OTC adapters and burst cycles. Actual results may vary.

DPF Cleaner Includes:

OTC Diesel Particulate Filter (DPF) Cleaner

535936 – Small Cone

543887 – Medium Cone

543885 – Large Cone

553913 – CAT Adapters

553915 – Cummins Adapters



Upgrade kits for other OEM's are sold separately:

556889 – Detroit Diesel upgrade kit

553990 – UD TRUCK (with Hino Engine) upgrade kit

553991 – Isuzu upgrade kit

553993 – Volvo/Mack upgrade kit

558181 – Navistar upgrade kit*

* Requires use of 5281 DPF Thermal Processing Unit.

554654 – Includes all upgrade kit shown above.

558569 – 12" HEPA filter


5281

OTC DPF Thermal Processing Unit

The 5281 DPF Thermal Processing Unit is a device which will thermally regenerate a DPF unit at a controlled, pre-programmed rate. Sometimes, the DPF cannot be regenerated on the truck due to a failure with the vehicle's own regeneration system, or in the case of retrofit applications, a lack of an on-vehicle regeneration system. Thermal regeneration of DPFs is used in conjunction with the OTC 5286 DPF Cleaner.

Designed to facilitate the cleaning of dirty filters – especially those with high amounts of wet soot, and unburned hydrocarbons.

- Pre-programmed thermal profile controls temperature 'ramp up' and 'cool down' to protect the DPF from thermal shock, reducing the risk of cracking the DPF.
- Holds temperature constant for two hours to ensure complete regeneration of filter.
- Includes both standard cycle and "pre-treat" cycle for oil-soaked filters.
- Built-in electronic safety lock prevents unauthorized opening of the door when temperatures exceed 200 degrees F.
- Large chamber accommodates various DPF sizes and shapes. Front access door allows for easy access to the thermal chamber.
- 220VAC / 60Hz / Single phase / 50 Amp.
- 1-year warranty.
- CE, UL201, UL499.
- Internal chamber dimension: 24" (L) x 24" (W) x 26" (H).



Electronic safety lock.



J-47399

Horizontal DPF Handler

- The Universal mounting assembly adjusts, front to back and side to side for easy DPF handling
- The height range of 6-1/2" to 29-1/2" is ideal for most of today's trucks
- Safety strap holds the load securely while moving about the shop

Specifications:

Overall Length: 34-1/2"

Overall Width: 19-3/8"

Max. Height: 29-3/4"

Min. Height: 7-1/2"

Side tilt: 30°, Front tilt: 15°, Back tilt: 15°

5025

DEF Refractometer

SCR and EPA 2010

EPA regulations require all diesel engines manufactured on or after January 1, 2010 to meet lowered NOx emissions standards.

- Most heavy duty engine (Class 7-8 trucks) manufacturers, have chosen to utilize SCR. This Includes Detroit Diesel (DD13, DD15, and DD16 models), Cummins (ISX line), PACCAR, and Volvo/Mack.
- SCR-equipped engines require the periodic addition of Diesel Exhaust Fluid (DEF, a urea solution) to enable the process. DEF is available in a bottle from most truck stops, and some have installed bulk DEF dispensers near the Diesel Fuel pumps. However, to ensure the proper operation of the SCR system, operators must ensure the DEF in their vehicle consists of a 32.5% Urea / Water solution.
- The OTC 5025 makes this a simple and quick process for an operator or technician.

Application:

The refractometer is a portable, precision, optical instrument used for measuring the Diesel Exhaust Fluid (DEF) concentration. When a liquid sample is placed on the prism, the light passing through it is bent. The more concentrated the liquid, the more the light will bend. The refractometer contains a reticle, or scale, that is enlarged through the eyepiece to measure this light. The values on the scale have been established to evaluate the DEF condition.

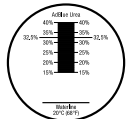
Scale:

0.5% line graduations

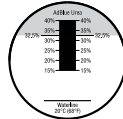
32.5% Indicated

Scale 15-40%

Waterline & 20 Deg C



The scale without any liquid on the prism.



The scale with liquid on the prism. The reading is taken at the point the shadow line crosses the scale.



5025 OTC DEF Refractometer
Kit includes: Refractometer, dropper, lens wipe cloth, instructions and quick guide, screwdriver and case.

Genisys Heavy-Duty Standard

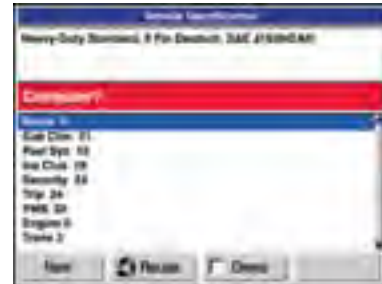
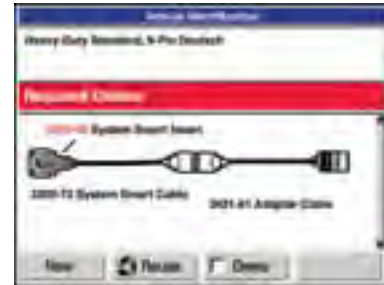
Genisys HD supports two Society of Automotive Engineers (SAE) standards for the heavy-duty industry, J1587 / J1708 and J1930 CAN.

Features:

- Class 4 – Class 8 truck coverage.
- View and clear diagnostic trouble codes
- Live vehicle data

Applications:

Tow trucks, recreational vehicles, buses, cement trucks, dump trucks, step vans, garbage trucks, municipal vehicles, refrigerated trucks, and conventional trucks.



3421-79

Genisys Heavy-Duty Starter Kit

Genisys Heavy-Duty Standard software includes J1587/1708 and J1939 CAN communications.

Kit includes 9-pin Deutsch cable, 6-pin Deutsch cable, Smart Card, and PC software CD.

NOTE: System 4.0, 4GB card minimum required to install; see No. 3421-138.



3874HD

Genisys EVO® USA 2011 Deluxe with Heavy Duty Standard Kit

Includes Genisys EVO® featuring the NEW System 5.0 with Code-Assist™ experienced-based Confirmed Fixes™ from Identifix®, NEW USA 2011 Domestic / Asian with ABS and European 2010 software including Pathfinder, Repair-Trac®, Fast fixes™ information, Heavy-Duty Standard software with cables, InfoTech Component Information software, Automated System Test™, OBD II Smart Cable, USA Domestic OEM vehicle cables (for GM, Ford, Chrysler, Jeep, Saturn), manuals, and carrying case.

NOTE: OEM cables may be required for certain vehicle system functions. Additional OEM cables are available individually or in convenient kits - Asian OEM Cable Kit 3421-94, European OEM Cable Kit 3421-75 and ABS/Airbag OEM Cable Kit 3421-54. One time scan tool registration required.



EZ-TAP

HEAVY-DUTY SCAN – PC BASED SCAN TOOL



PC Program for HD Standard Diagnostics:

- RP1210 compatible and will work with any RP1210 VCI.
- SAE J1587 / J1708 and J1939 CAN, Engine, Transmission/ABS coverage .
- Read and clear diagnostic trouble codes.
- Live vehicle data of HD Standard Engine parameters.
- Vehicle data communication and live data stream.
- Demo mode permits operation without vehicle connection.
- On-screen definitions of diagnostic trouble codes.
- PC & CD user's manual.
- Customizable line graphs .
- Automatic recording of data.
- Print screen data or save reports to print later.
- Ez-Tap Kits Available.



3070 – HD Scan Software

- Stand-alone software.
- Works with any RP1210 interface (VCI).

3076 – HD Scan with Ez-Tap

- In-shop wireless capability.
- Ez-Tap Wireless Vehicle Communication Interface (VCI) works with OEM diagnostic software.
- One wireless VCI for all your diagnostic software.
- Eliminate cables and cable replacement costs.

3086 – HD Scan with Ez-Tap Extended Range

- 300 ft. wireless range to scan trucks anywhere on facility grounds.
- Scan trucks and preform initial diagnosis before you bring them into the shop.
- One wireless VCI for all your diagnostic software.
- Eliminate cables and cable replacement costs.



Ez-Tap 3076



Ez-Tap 3086



For product videos visit
otctools.com
YouTube



EZ-TAP

HEAVY-DUTY WIRELESS DIAGNOSTIC SYSTEM



Advanced Telematics Revolutionizing the Heavy Duty Industry

- No recurring monthly charges.
- Advanced Airbridge™ 2 Technology.
- Reduced latency for super fast vehicle connections.
- Ability to take fast diagnostic snapshots of a vehicle, even as they drive through an AirBridge™ 2 hotspot.
- Faster than traditional wireless for most common diagnostic operations.
- Reduced interference and less vehicle connection drops.
- Range improvement over traditional wireless technology.



300 Ft. + range
 Note: 1000 Ft. + range with optional remote mounted antenna. (3075-07) sold separately.

- Designed for fleets of any size.
- Purchase Ez-Tap Wireless locking VCI for each remaining truck in your fleet (No. 3075-02).
- Locking VCI connects to the truck to maintain vehicle connect during transportation.

OTC Ez-TAP (Telematics)

- A truck access point providing telematics modes of operation for J1939, J1708 and CAN protocols. This fully RP-1210a compliant access point communicates with the vehicle and transfers vehicle information to your PC. A 9-pin connector is built into the device, eliminating the need for a cable. Connection to the truck is accomplished in only a few seconds.
- **Direct Diagnostics Mode** – for use with OEM diagnostic software.
- **Fault Monitoring** – Selective Fault Reporting.
- **Triggers** – Report deviation and duration for any parameter or event.
- **Parameter Monitoring** – Reports the latest data from vehicle network.
- **File Storage** – Enough onboard memory to store maintenance notes for the lifetime of the vehicle.

3085 Ez-Tap Fleet Telematic Wireless Starter Kit

- Gives the user the ability to switch between Ez-TAP connected vehicles effortlessly.
- Enables users to monitor connected vehicle status locally and remotely.
- Automatically produces reports providing vehicle health and status from vehicles entering the wireless hotspot.
- Simple status lights on the VCI to alert you to vehicle issues immediately when the vehicle is in range.
- Kit includes: Ez-Tap wireless locking VCI, Ez-Base extended range wireless, USB cable, Ez-Suite software.

Note: OEM diagnostic software not included.



Advanced Diagnostic Hardware Revolutionizing the Heavy Duty Industry

- The Ez Tap Diagnostic kit permits a Heavy-duty facility to use their OEM software for direct diagnostic mode operation.
- Advanced Airbridge™ 2 Technology.
- Reduced latency for super fast vehicle connections.
- Faster than traditional wireless for most common diagnostic operations.
- Reduced interference and less vehicle connection drops.
- Range improvement over traditional wireless technology.



100 Ft. + range

OTC Ez-TAP (Diagnostic Hardware)

- Ez-Tap truck access point hardware supports diagnostic modes of operation for J1939, J1708 and CAN protocols using a shops OEM software. This fully RP-1210a compliant access point communicates with the vehicle and transfers vehicle information to your PC. A 9-pin connector is built into the device, eliminating the need for a cable. Connection to the truck is accomplished in only a few seconds.
- **Direct Diagnostics Mode** – for use with OEM diagnostic software.
- **Fault Monitoring*** – Selective Fault Reporting.
- **Triggers*** – Report deviation and duration for any parameter or event.
- **Parameter Monitoring*** – Reports latest data from vehicle network.
- **File Storage**** – Enough onboard memory to store maintenance notes for the lifetime of the vehicle.

* Will require additional Ez-TRAC software 3085-03.

** Will require additional Ez-File software 3085-01.

3075 Ez-Tap Wireless Diagnostic Hardware Kit

- The Ez Tap Diagnostic kit enables a Heavy-Duty facility to use their OEM software for direct diagnostic mode operation.
 - Kit includes: Ez-Tap wireless (non-locking) VCI, Ez-Base wireless adapter, Ez-Tap 9-pin to 6-pin adapter, USB cable and Ez-Tap CD.
- Note:** OEM diagnostic software not included.



Non-Locking



Locking



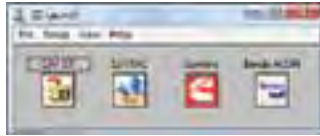
Ez-Launch, EZ-Trac, EZ-File, EZ-Suite Software Applications

3085-02

OTC Ez-Launch Software

This software allows users to automate mode switching and application launching. With a couple of clicks a user is able to switch from Ez-Trac telematics mode to direct diagnostic mode.

- Enables fast launching of OEM Diagnostic software.
- Simple and efficient switching between software applications.
- Gives the user ability to switch between Ez-TAP connected vehicles effortlessly.



3085-02

3085-03

OTC Ez-Trac Software

Software used to collect and view vehicle telematic and diagnostic snapshot information.

- Enables users to monitor connected vehicle status locally and remotely.
- Automatically produces reports providing vehicle health and status from vehicles entering the wireless hotspot.
- Simple status lights on the dashboard to alert you to vehicle issues immediately when the vehicle is in range.
- Works with Ez Config Lite (sold separately 3085-04) to customize triggers and parameter limits for your fleet or vehicle.



3085-03

3085-01

OTC Ez-File Software

Allows users to read and write data files to flash memory, as well as upgrade firmware both manually and automatically.

- Allows data, such as vehicle maintenance history information, to be stored on the Ez-TAP.

3085-05

OTC Ez-Suite Software

- Complete software package containing Ez-TAP Drivers, Ez-Launch, Ez-Trac, Ez-File Software, Ez-Config Lite Software.

Ez-TAP Wireless VCI

3075-01

9-pin non-locking

3075-02

9-pin locking

Note: For your PC to communicate with the Wireless Ez-TAP, you will need an OTC EZ-Base (3075-05) or OTC EZ-Base ER (3075-06).



3075-01



3075-02

Ez-TAP USB VCI

3075-03

9-pin non locking, 16 foot USB cable and Ez-TAP CD.

3075-04

9-pin locking, 16 foot USB cable and Ez-TAP CD.



3075-03



3075-04

3075-08

Ez-TAP Adapter

9-pin to 6-pin adapter cable.



3075-05

Ez-Base Wireless Adapter

The Ez-Base allows a PC or host computer to communicate with Ez-TAP using our AirBridge™ 2 wireless technology.

- 100+ foot range.
- Built in indicator lights.
- Allows full wireless throughput for direct diagnostics.
- Allows a single PC to connect to any Ez-TAP in range.



3075-06

Ez-Base Extended Range Wireless

Ez-Base Extended Range allows even more range and flexibility for your truck yard or service environment.

- 300+ foot range with the included antenna.
- 1000+ foot range with optional remote mounted antenna. (3075-07) sold separately.
- Built-in Wireless signal strength indicator lights.
- Plus all the features of Ez-Base.



3417

OTC Heavy-Duty Scan Tool

For Heavy-Duty shops that need a second tool in the shop and for their mobile repair trucks.

Product Features:

- Brilliant Color Display
- Class 4 – Class 8 truck coverage featuring “Automatic Protocol Search”.
- HD J1587 / J1708 and J1939 CAN, Engine, Transmission/ABS coverage and more!
- Live vehicle data such as: Engine speed, Engine ECU temperature, Percent acceleration pedal position, Engine intercooler temperature, Engine coolant temperature, Battery volts, Alternator volts, Ambient air temperature, Air inlet temperature
- Read and clear diagnostic trouble codes.
- Global OBD II – All 9 Modes.
- English, Spanish, and French support
- Battery powered for off vehicle use.
- Trilingual Quick Start Guide included to help technicians get started fixing cars FAST.
- CD-based manuals in Spanish, French, and English.
- Customize data views in line graph, LED, or digital format with the push of a button.
- Three record modes – marker frame, freeze data history, and code triggered record.

3417 HD Scan Kit Includes: HD scan tool, 9-Pin deutsch cable, 6-Pin deutsch cable, OBD II cable, heavy duty cable, USB cable, ScanMate software operations manual, carrying case and 3-year warranty.

3418

OTC Heavy-Duty Code Reader

- Class 4 – 8 truck coverage.
- HD J1587 / J1708 and J1939 CAN, Engine, Transmission/ABS coverage and more for diagnostic trouble codes!
- Read and clear diagnostic trouble codes.
- Provides on screen DTC definitions for heavy-duty standard codes.
- Battery powered for off vehicle use.
- Internet update capable.

Applications:

Tow trucks, recreational vehicles, cement trucks, dump trucks, garbage trucks, buses, step vans, municipal vehicles, refrigerated trucks, and conventional trucks.

Heavy-Duty Standard compliant construction, marine, agriculture, & industrial diesel power plant configurations!

3418 HD Reader Kit Includes: HD reader tool, 9-Pin deutsch cable, 6-Pin deutsch cable, operations manual, 3-year warranty, and soft nylon carrying case.



Smarter–Easier–Essential, The recognized standard in diagnostic scan tools.

Pro-Link iQ is designed to help diagnose engine, brake, and transmission failures. This easy-to-use, advanced tool is engineered to support today's commercial vehicles as well as the more complex vehicles of tomorrow. Using clear menus and message screens, the Pro-Link iQ guides technicians through the most complicated vehicle tests.

3110

Pro-Link® iQ

- Easy-to-use common user interface across all OEM applications
- Free trial period for all OEM software
- Software easily updated via the Internet
- Large capacity hard drive for future updates
- Light-weight and durable for the shop area
- 8.4" color screen for use in any light
- Touch screen for easy activation of on-screen tabs
- PC and printer connectivity via USB ports
- Can print to most USB printers
- Power from either the vehicle or internal battery for continuous use
- 2 USB ports
- 1 compact flash port
- Protective carrying case

Available iQ Applications

- Generic
- HDS I Medium- and heavy-duty trucks
- OBD II I Light- and medium-duty trucks

OEM

- Caterpillar I ACERT
- Detroit Diesel I DDEC III, IV, V
- International I Engine
- Allison I 1K and 2K, WTEC, CEC1
- WABCO I Air and hydraulic

3110 Pro-Link kit includes:
PRO-LINK iQ scan tool, iQ Heavy-Duty Standard application, Power and data cable, 6-pin Deutsch adapter, 9-pin Deutsch adapter, 2-cell battery pack, CD manual/driver, Stylus pen and Carrying case.



Optional Software, Cables & Accessories	
3110-01	Pro-Link iQ software, ALLISON Suite
3110-02	Pro-Link iQ software, ALLISON GEN 4 Update
3110-04	Pro-Link iQ software, WABCO Suite
3110-05	Pro-Link iQ software, DDEC Suite (DDEC III, IV, V)
3110-07	Pro-Link iQ software, OBD II (AUTO)
3110-08	Pro-Link iQ software, Detroit Diesel Mercedes Benz
3110-09	Pro-Link iQ software, Heavy Duty J1939
3110-10	Pro-Link iQ Adapter, J1962 HD
3110-11	Pro-Link iQ Adapter, OBD II/J1962
3110-12	Pro-Link iQ Adapter, 6-pin
3110-13	Pro-Link iQ Adapter, 9-pin
3110-14	AC Adapter for Pro-Link iQ
3110-15	Pro-Link iQ software, CAT electronic engines
3110-16	Pro-Link iQ software, BENDIX ABS
3110-17	iQ LCD touchscreen protector
3110-18	Pro-Link iQ case with logo
3110-19	Pro-Link iQ DDEC VI kit with software
3110-20	Maxx Force
3110-21	Light and medium truck
3110-23	Pro-Link iQ International 2.0 software
3110-24	Pro-Link iQ International 2.0 upgrade software
3110-25	Pro-Link iQ Caterpillar ACERT 2.0 software
3110-26	Pro-Link iQ Caterpillar ACERT 2.0 upgrade software
3110-27	Pro-Link Brake Link V8.4.0.0 kit

3110-22

Pocket iQ™

The versatile Pocket iQ reports both engine and transmission functions—and it covers brakes, too.

Gather data quickly and easily. Smart and handy, compact and lightweight, the Pocket iQ puts data at your fingertips.

Pocket iQ key functions and features:

- Monitors all vehicle data
- Checks engine speed/load, pressures, temperatures, other data
- Reads and clears active and inactive fault codes
- Displays trip data
- Collects and stores vehicle data from multiple vehicles
- Stores vehicle data in PDF or text format
- Provides J1587 and J1939 data



See page 187 for

OTC Heavy Duty Scan Diagnostic

6522

EVAP – Leak Detection System

- Vacuum Leak Testing
- Exhaust Leaks
- Crankcase Oil
- Cooling System Testing
- Wind and Water Leaks
- 1-Year Warranty

LeakTamer is the latest generation of leak detection systems, providing more smoke and better control. Solid-state circuitry improves reliability and ensures more consistent smoke output. A wide assortment of accessories make the LeakTamer versatile tools for quickly locating different kinds of leaks.

LeakTamer Evap offers:

- Densest smoke in the industry.
- Newly redesigned smoke chamber and control system.
- More complete line of accessories.
- User refillable.
- Includes smoke producing solution for 500 tests.
- Non-toxic, non-corrosive smoke.

Product Features:

- OEM approved technology
 - Contains STAR Technology; the ONLY OEM-Approved smoke technology anywhere in the world
- Large full range flow meter
 - Detects Microleaks™ down to and below 0.10
 - Flow-test components with full range of flow values
- Pinpoint leaks with Smoke and dye
 - UltraTraceUV® dye deposits at exact location of a leak
 - Finds leaks that smoke alone won't find
 - Introduce to an engine before disassembly to find internal leaks
 - It's the only OEM-Approved dye solution
- Variable Smoke Flow
 - Helps pinpoint smoke exiting a leak
 - Directional knob shows exact flow position
- Compact light weight design
 - More powerful diagnostics in smaller package
- Can be used with air or nitrogen
 - Use any inert gas for safer EVAP testing and shop air for all other tests

6522 includes:

Leak Tamer unit, White/UV combination light with laser pointer, UV glasses, EVAP adapter tool, exhaust cone, cap plug adapters, removal tool, smoke producing solutions enough solution for 500 tests.



Accessory / Replacement Parts

6522-1	UltraTraceUV® (8 oz. / 236 ml) patented solution is the only Automaker-approved smoke-producing solution in the world. Contains a special dye that deposits at the exact location of a leak. Each bottle will perform approximately 300 tests. Part No. is for one bottle, two bottles included with 6522.	
6522-2	Inert Gas Pack Kit connects directly to fitting on back of LeakTamer 6522. Includes preset CO2 regulator with cylinder fitting, 20 oz. liquid CO2 cylinder, pressure gauge, universal push-on female coupler accommodates both automotive and industrial male fittings (Cylinder arrives empty) Performs approx. 25-50 full cycle EVAP tests per 20 liquid oz. cylinder.	
6522-3	Combination Light for easier smoke location and ultraviolet (UV) light, to highlight the fluorescent dye deposited at the exact location of a leak. Also has laser pointer. Includes batteries and glasses.	
6522-4	Standard Size Service Port Adapter.	
6522-5	Schrader® Removal / Installation Tool.	
6522-6	Cap Plugs Kit. Used for sealing some systems during leak testing.	
6522-7	Universal Fuel Neck Adapter fits the majority of vehicles. Allows access to fuel tank for evaporative system testing.	
6522-8	BMW and MINI Fuel Neck Adapter. Allows access to fuel tank for evaporative system testing.	
6522-9	Smoke Diffuser locates leaks around doors, windows, sunroofs, trunk compartment seals, EV vehicles' battery modules, or any closed system that can be pressurized from the inside and observe the smoke disturbance from the outside.	
6522-10	Cone Adapter (standard) for introducing smoke into induction or exhaust system. 1" x 3.5" & 6" long (25.4 mm x 89 mm x 152 mm).	
6522-11	Cone Adapter (Large) for introducing smoke into induction or exhaust system. 3.5" x 6" & 4.6" long (89 mm x 152 mm x 144 mm).	
6522-12	Replacement Dipstick (for 6522).	
6522-13	Replacement smoke supply hose and nozzle	
6522-14	Nozzle	
6522-15	Flow meter red pointer flag. For easy viewing of flow meter measurements.	

Smoke Check 1667 Diesel Emission Tester

In some states, failing the on-road emission test can result in a "must appear in court" citation, and up to an \$1,800 fine. Add the downtime, missed delivery, rescheduling, and the potential for lost business. More states are adopting emissions standards and testing programs. This can cost time and money for local and interstate fleets.

SMOKE CHECK 1667 DIESEL EMISSION TESTER

- Fleets can determine immediately if the truck will pass state standards and interstate emission programs.
- Completely portable; all components in one case; there is no PC. One person can do the entire test. Windows-based, PC downloadable program transfers up to 100 stored tests.
- No warm-up time needed; perfect for random roadside testing or in your PM Service Program.
- The partial flow meter clips inside any smokestack; testing can be performed in any weather.
- Digital LCD screen walks you through each step; when testing is complete, a printout of results is produced for verification.
- This is the same meter used for enforcement in California, New York, Illinois, and the majority of states that test for diesel emissions compliance.
- Meets the latest SAE J1667 specifications.



Scrolling instructions walk you through the entire testing procedure.



SPECIFICATIONS

Range.....	0-100%
Accuracy	+/-1.0%
Light Source	Green LED
Power	12 VDC battery (built-in)
Battery Life	40 hrs./charge
Warm-up Time	5 sec.
Response Time	0.01 sec.
Control Unit	14" x 10" x 8"
Maintenance	Clean lens w/cotton swab
Weight:	
Control Unit	15.5 lbs.
Sensor.....	3.5 lbs.

ORDERING INFORMATION:

RM1020CPCL

Smoke Check 1667 diesel smoke opacity tester. Includes partial flow meter, base unit with hand-held display, built-in printer, ambient sensors, two battery chargers – one for vehicle or shop, 20 ft. cable, telescoping rod, spring clamp, neutral density filter, and sensor head case.

OPTIONAL ITEMS:

OTC3020CPCL

Standard meter listed above with OIL/RPM software and accessories. These options are required for state approval testing in New York and New Jersey.

OTCSH

Sensor head with quick detach release.



One person can run the entire test, even in the wind, since the sensor measures smoke inside the stack.

Aluminum rod telescopes from 3 ft. to 8 ft.; reaches all stacks.

Optional pinch clamp holds head securely, on horizontal or downward facing stacks.

Three-point detachment quickly releases the sensor head for easy cleaning.



RM1020CPC

Sabre Heavy-Duty Battery and Electrical System Diagnostic Tester

- Heavy-duty for 24-volt battery and electrical systems.
- Diagnoses battery packs in series, parallel, or series/parallel.
- Tests AGM/gel-cell batteries.

HIGHEST CCA capacity ranges (50–4000 CCA – 24V).

LARGE DISPLAY for less scrolling, more detailed instructions. It's also backlit for all light conditions.

INDUSTRY FIRST amp-clamp connection ports for live amperage readings using optional external amp-clamp.

15 FT. Cable to perform tests from the cab of the vehicle.

FIELD UPDATEABLE to accommodate new battery types, system updates, feature additions.



Battery Testing

- Tests the following battery pack configurations:
 - One battery (6V or 12V).
 - Two batteries in series (24V); 2, 3, or 4 batteries in parallel (12V).
 - Two banks in parallel, each bank having 2 batteries in series (24V).
- Uses pack configuration in algorithm design.
- Step-by-step user instructions for easy test completion.
- Tester-applied loads used on all pack combinations.



Electrical System Testing

- 12V and 24V charging system tests.
- 12V and 24V starting system tests.
- 12V and 24V diode tests.
- Amp-clamps available (not included) for starting/charging and current draw tests.

Product Features:

Amp-Clamp Connection – allows current drain tests and starting/charging analysis.

Tests Both FLA (flooded lead acid) and AGM (absorbed glass mat) battery types.

Scales – CCA, CA, AHR, MCA, JIS, DIN

User Definable – print header and footer.

Removable Test Cables – easily field replaceable.

PC Interface Port – allows for field updateable software.

IR Compatible – allows optional infrared wireless printer.

Readout Display – backlit for low light conditions, easy to view data in direct sunlight (4 x 20 character display).

Security Cable Connection – protects against stolen or dropped units.

Over-molded Surround with Soft-touch Keys – ruggedly built, easy to use, even with gloves.

3167-HD

Sabre HD deluxe kit

Includes 24-volt heavy-duty battery tester, 15' test leads, instruction manual, molded-plastic carrying case.

3168-HD

Sabre HD deluxe kit with printer

Same as No. 3167-HD above, but also includes an infrared wireless printer.

Accessories:

3172-15 – 15' lead set.

3169 – Infrared wireless printer.

3173 – Low-range amp probe (current drain tests).

3174 – High-range amp probe (starting/charging test).



3168-HD

3181

130-Amp Heavy-Duty Battery Load Tester

Applying an industry-leading 130-amp load, this ergonomically designed, heavy-duty battery tester provides accurate, reliable test results in just 10 seconds. It includes uniquely designed clamps for a positive grip on top- and side-post batteries and an extra-large, easy-to-read display.

Product Features:

- 130-amp load capacity for accurate results.
- 0–16 volt range.
- Uniquely designed clamps for both top- and side-post batteries.
- Extra-large display with zero adjust.
- Works on both 6V and 12V batteries.
- Side tabs for on-tool clamp storage.
- Back brackets for tool storage on wall or toolbox.



34288

34788

34288 – Combines simple operation with superior accuracy. It recovers, recycles, evacuates, leak tests, and recharges R-134A quickly and accurately. Meets SAE J-2788 standards for accuracy: 95% refrigerant recovery and charging to +/- 1/2 oz.

34788 – Combines simple operation with superior accuracy. It recovers, recycles, evacuates, leak tests, and recharges R-134a quickly and accurately. Fully automatic function lets you recover, vacuum, leak test, charge, and then walk away.

Features:	34288	34788
Fully-Automatic Function: Program to recover, vacuum, leak test and charge without operating panel valves.		X
Automatic Oil Drain: A display reminds you to empty the graduated container to show the amount of oil to replace.		X
Oil Inject: Less than 1% cross-contamination.		X
Refrigerant & Oil Database: For North American market vehicles 1994 - 2007 (updates available mid-2008).		X
Indicator light and notification alarm: Notifies the user when service is complete, or if a problem has occurred.		X
Vacuum Leak Test: Monitors level after evacuation, informs of possible leak.	X	X
Automatic Air Purge: Eliminates damaging air without monitoring gauges or opening valves.	X	X
Automatic Refrigerant Refill: Maintains a user-selectable amount of refrigerant in an internal vessel and signals with it's time to change supply tank, no monitoring required.		X
Vacuum Feature: Defaults to 15 mins, programmable up to 99 mins. "Remaining time" is displayed.	X	X
Display: Multilingual	X	X
Refrigerant Charging: Select a charge mode from high or low side.		X
Refrigerant Management System: Displays refrigerant use and monitors remaining filter life. Prompts appear when 1/3 of filter life remains.	X	X



One piece of equipment is all you need for A/C and refrigeration service.

Also great for in-plant maintenance!

Recovers, Recycles, Evacuates, and Recharges R-12, R-134a, R-22, R-502, MP and HP Blends — and many more!

Design certified by UL to meet SAE J-1770.



17800B

Multiple Refrigerant Recovery, Recycling, and Recharging Machine

The 17800B recovers, recycles, evacuates and recharges — all in one fast, continuous operation through one hook-up. It's ideal for refrigerated trailers, buses, RVs, and other vehicles that use more than one refrigerant. The Multi RRR machine is also great for fleet maintenance, covering a variety of makes and models since it has both R-12 and R-134a capabilities. In-plant maintenance departments will find it can handle the different types of refrigerants used in various systems.

Proven technology simplifies service!

Microprocessor — Controls functions; prompts lead you through programming and also signal when it's time to change the filter-drier, vacuum pump oil, and compressor oil.

Float Chamber — Automatically adjusts from liquid to vapor for most efficient recovery.

Electronic Scale — Makes it simple to recharge to factory specifications; also weighs recovered refrigerant and provides tank overflow protection.

CoolTech Vacuum Pump — 6 CFM has the capacity to thoroughly evacuate the system, readying it for recharging.

Versatility for many types of systems!

Lockout Panel — Prevents mixing of refrigerants; rotates to one side for 1/4" fittings and to the other for 1/2" Acme fittings.

Single-Pass Recycling — Makes an initial pass through the filter-drier; additional recycling can be programmed in case of compressor burn-out, or other conditions.

Heavy-Duty Filter-Drier — Removes moisture and acid from the refrigerant; can handle up to 200 pounds between change-overs. Comes with two 50 pound tanks, one with 1/4" fittings and the other with 1/2" Acme fittings. Also three sets of charging hoses are included — one for R-12, one for automotive R-134a (with field service couplers), and one for other refrigerants using 1/4" SAE fittings.

International Models

17801B — 220–240V 50 Hz, readout in kilograms.

Replacement Parts

19776 — Recycling filter-drier.

17506 — 50 lb. (23 kg) refillable tank, 1/4" fittings.

34750 — 50 lb. (23 kg) refillable tank, 1/2" ACME fittings.



19776

Specifications

Voltage	115V 60 Hz
Tanks	Two 50 lb. (23 kg) refillable
Operating Range	50° to 105° F (11° to 41° C)
Recovery Rate	Vapor — 1/2 lb/min. (.2 kg/min.) Liquid — 1 lb/min. (.4 kg/min.)
Recycling Rate	4 lbs/min. (1.8 kg/min.) flow rate
Recycling Filter-Drier	1150 g XH-9
Pump Free Air Displacement	6 cfm (142 l/m) at 50 Hz
Dimensions	47" H x 26" W x 30" D (119 cm x 66 cm x 77 cm)
Weight	256 lbs. (116 kg) without tank

Works on both pressurized and non-pressurized cooling systems.

Increase Your Profits

- Our 10-minute exchange process means no more waiting for the engine to warm up!



75700

Coolant Exchange Unit Designed with the user in mind.

Safety First

- Our "engine off" feature removes pulleys, belts, and fan blades from the safety equation.
- No additional ventilation required.
- Vacuum mode creates a "push/pull" exchange process allowing the technician to safely remove high pressure in a hot system.
- "Hands-off" transfer of used coolant to a bulk tank prevents spills and helps protect the technician.

Simple to Operate

- Two clearly marked valves and an easy-to-read gauge make this machine very simple to use.
- Sight glass clearly shows the amount of coolant in the waste tank.
- One valve controls the flow of coolant; process is easy to understand—no special training needed.
- No electricity required. 90 psi shop air drives the exchange process, as well as the 2 gpm pump on the waste tank.



Back View:
7-gallon capacity supply tanks allow storage of different coolants.

Designed to Survive

- Impact-resistant polypropylene cabinet will not scratch or dent vehicle.
- Cabinet is impervious to chemicals commonly used in the shop.
- Large, inflatable tires carry a well-balanced platform easily across any shop floor.
- Easy to maneuver between bays and vehicles.

Extra Design Features

- Two external new coolant supply tanks allow on-board storage of two different coolant types.
- Graduations on tanks show user the amount of new coolant on board.
- On-board storage of step adapters.
- Adapter kit included.
- No hoses to cut.
- 96" hoses can be neatly stored on unit.
- One-year warranty.

Replacement Parts and Accessories

75369 — Replacement coolant 5-gallon tank.

75360 — Heavy-duty adapter kit. Links the two tanks for 14 gal. capacity to service class A vehicles. (Note: must have 7-gallon tank No. 75370).

75370 — Replacement coolant 7-gallon tank.

17490 — Protect your investment with a heavy-duty vinyl dust cover.



75360

Specifications

Power Supply — 90 psi shop air

Tanks — Internal waste — 15-gallon capacity
— External supply (2) 7-gallon capacity (removable)

Dimensions:47" H x 26" W x 33" D (119 cm x 66 cm x 84 cm)

Medium Step Adapter.....Two included; fits hose size 1-1/4", 1-3/8", and 1-1/2"

Large Step Adapter.....Two included; fits hose size 1-3/4", 2", and 2-1/4"





Shop Equipment

- Power Train Lifts 194
- Transmissions Jacks 195–196
- Air Lifts / Driveline Lifts 196
- Clutch Lifts 197
- Truck Ramps 197
- Under Axle / Service Jacks 198–201
- Fork lifts 202
- Stands 202–203
- Car Dollies 203
- Brake Drum Dolly 204
- Wheel dollies 204
- Engine Stands 205–206
- Engine support Bars 206
- Floor Cranes 207–208
- Lifting Chains 208
- Filter / Fluid / Oil Service 209
- Presses & Accessories 210–213
- Bottle Jacks 214
- Collision Repair Sets 215
- Hydraulic Spreaders 215
- Hydraulic Pumps & Rams 216–225
- Hydraulic Accessories 226–227
- Bushing Service 228–230
- DPF Equipment 231–232

Power Train Lifts

- These lifts will handle engine and transmission assemblies, gas tanks, drive axle assemblies, engine/transaxle assemblies, electric vehicle batteries, and more.
- Scissors-type design allows access to all four sides of a component.
- Two independent adjusting screws tilt the table $\pm 15^\circ$ side-to-side, or fore and aft. Can be operated manually or with non-impact air wrench.
- 20" x 32" table.
- 8" swivel casters provide enhanced mobility under heavy loads.
- ANSI/PALD compliant.

5285

Power train lift (1,650 lb. Capacity)

- Air / hydraulic operation – Foot control pump with hose allows movement around lift.
- Minimum height is 31-1/2".
- Maximum height is 74-1/2".
- Footprint 33" wide x 48" long.

1595

Power train lift (2,500 lb. Capacity)

- Powered by a quiet, 110V electric/hydraulic pump.
- Smooth, steady lifting and lowering motion controlled by hand-held remote.
- A 30 ft. long retractable extension cord is mounted to the frame.
- Minimum height is 29"
- Maximum height is 80"
- Footprint 31" wide x 50" long.



5019A

2,200 lb. Capacity Low-Lift Transmission Jack

- Special mounting adapter fits popular Eaton® Fuller® RoadRanger® transmissions used on nearly all Class 7 and 8 heavy-duty trucks. Mounting plate angle is adjusted with the turn of a wrench.
- Swiveling pump handle permits ease of operation in restricted working spaces. Fast-acting pump quickly raises lifting arm.
- Includes No. 220492 adapter for Eaton® Fuller® RoadRanger® transmissions (also available separately).

Specifications:

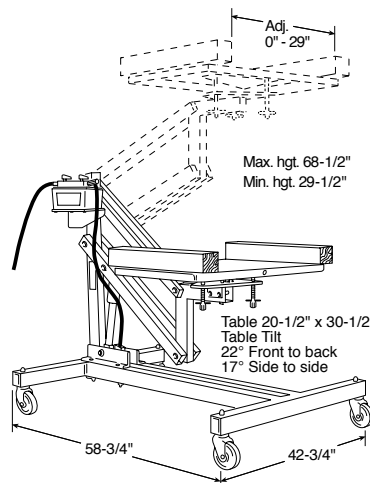
Min. height is 8-1/4"	Max. height is 36-1/2"
Max. forward tilt – 15°	Max. backward tilt – 20°
Max. side tilt (either side) – 12°	
Overall length – 52"	Overall width – 32-1/2"



1585A

Power Train Lift – 1,250 lb. Capacity

- For easy removal and installation of engine/transaxle assemblies on FWD vehicles. Also handy for pulling rear ends, leaf springs, and more.
- Includes 4020 air/hydraulic pump.
- Your shop air supply is the only thing you need to get the precise control offered by this OTC power train lift.
- Width between wooden support blocks is adjustable from 0–29". Load is secured with a tough nylon strap.
- Covered by OTC Lifetime Marathon Warranty®.



1522A

Heavy-Duty 2,000 lb. Capacity Low-Lift Transmission Jack...for Class 7 and 8 Trucks

- Includes No. 220492 adapter for Eaton® Fuller® RoadRanger® transmissions.
- Pump handle rotates 360° for operator convenience; ball bearing 3.5" diameter swivel casters provide easy positioning of jack.
- Safety overload system prevents use of jack beyond its rated capacity, and a safety bypass protects the hydraulic cylinder from damage.

Specifications:

Min. height is 6-7/8"	Max. height is 35-1/4"
Max. forward tilt – 24°	Max. backward tilt – 18°
Max. side tilt (either side) – 11°	
Overall length – 43-1/2"	Overall width – 26"

Accessories for 5019A / 5078 and 1522A Jacks

528150 – Eaton® "Lightning" adapter. Used with the No. 5019A transmission jack.

543284 – Roadranger transmission Model series FRO-11210C to FRO-18210C that is equipped with an internal cooler. Used with the No. 5019A transmission jack.


49611 – Eaton® Fuller® RoadRanger® auxiliary housing adapter. Bolts directly to the countershaft bearing caps to provide a stable platform for removing and installing the auxiliary housing.

553516 – Differential Mounting Adapter. Mounts easily using existing bolt patterns. Fits the most common differentials currently in use on Category 7 and 8 Heavy Duty Trucks. Including: Eaton, Fuller, Rockwell, Meritor, Spicer, International, and Mack. For use on OTC (5019A – 553516 requires 565188 adapter) 5078 and Stinger 1522A Transmission Jacks.

314729 – Allison 500/600 series automatic transmission adapter used with No. 5078 transmission jack.

540231 – Eaton® Fuller® RoadRanger® transmission adapter.

540232 – Mack transmission mounting brackets. Provides a stable platform for Mack T200 series transmissions.





5078

Air-Assisted 2,000 lb. Capacity High-Lift Transmission Jack... for Trucks & Buses

- Low height of 41-1/2" allows transmission to be rolled out from under vehicle's frame.
- Foot-operated air pump enables the operator to effortlessly raise the transmission into place.
- Rugged, heavy wall tubing and oversized base for stability.
- A dedicated adapter for Allison 500- and 600-series automatic transmissions is included.
- Covered by OTC Lifetime Marathon Warranty®.

Specifications:

Min. height is 41-1/2" Max. height is 65"
 Max. forward Tilt – 50° Max. backward tilt – 38°
 Max. side tilt (either side) – 14°
 Leg width – 46"



1521A

1,000 lb. Capacity Low-Lift Transmission Jack

- Universal mounting head, with adjustable brackets, tilts front to back and side to side for easy transmission alignment.
- Safety chains hold the load securely, even while moving about the shop.
- Wide, stable wheel base with four swivel casters, and two handle grips make it easy to position under the vehicle.
- Safety overload prevents jack from being used beyond its rated capacity.
- Pump handle rotates a full 360° for use in any position.

Specifications:

Min. height is 7-1/2" Max. height is 29-3/4"
 Max. forward tilt – 67° Max. backward tilt – 17°
 Max. side tilt (either side) – 30°
 Overall length – 34-1/2" Overall width – 19.3/8"



1728

Air-Assisted 1,000 lb. Capacity High-Lift Transmission Jack

- Unique foot pedal design gives you complete control over the air-driven first stage to rapidly raise the mounting head to the transmission; second stage is hydraulically actuated — permitting precise operator control during removal and installation.
- Transmission mounting head features four ratcheting brackets that adjust to fit a wide range of transmissions. Four-wheel base with locking swivel casters provides stability and portability.
- Safety bypass prevents damage caused by a system overload.
- Carries OTC Lifetime Marathon Warranty®.

Specifications:

Min. height is 34-1/2" Max. height is 75"
 Max. forward tilt – 50° Max. backward tilt – 20°
 Max. side tilt (either side) – 10°
 Leg width – 41"



1758

Fuel Tank Handler

- Provides safe and efficient handling of fuel tanks. Adjustable from 24" to 38" horizontally, and 7" to 11" vertically, to service tanks up to 40 gallons.
- Universal adapter plate fits all OTC and virtually all competitive transmission jacks and power train lifts in the market.
- Gearing mechanism ensures equal extension of lift arms to ensure load is properly balanced over jack.
- Four adjustable support risers can be individually adjusted to ensure a perfect fit to any fuel tank design.
- Cross-link polyethylene foam pads protect tank from damage.



5237

1,000 lb. Capacity High-Lift Transmission Jack

- Universal mounting head provides wide fore and aft tilt range.
- Two-stage hydraulic cylinder design.
- Innovative folding foot pedal and release provides precise ease of control when positioning or removing a transmission.
 - Significantly reduces force required to lift extremely heavy transmissions.
- Upgraded ergonomic handles for adjustment.
- ANSI/PALD compliant.

Specifications:

Min. height is 34-1/2" Max. height is 75"
 Max. forward tilt – 50° Max. backward tilt – 20°
 Max. side tilt (either side) – 10°
 Leg width – 41"

223196

Transmission Jack Mounting Adapter Set

- Used with No. 1728 transmission jack. Ideal for use on larger standard transmissions with irregularly shaped oil pans.
- Four adjustable arms help stabilize transmissions that have rounded bottom surfaces.



For product videos visit
otctools.com

YouTube





1794A
Air-Assisted 1,000 lb. Capacity High-Lift Transmission Jack

- Air-assist primary stage for rapidly raising the mounting head, activated by depressing foot pedal.
- Hydraulic secondary stage for precise operator control, activated by a hand pump to raise the load, and a release knob to lower the load.
- Big, easy-to-grip knobs that make mounting head adjustments simple, and a safety chain for securing the load.
- Wide leg base with 4" polyurethane swivel wheels that provide stability and easy maneuvering. (Brakes on two of the wheels.)
- Safety overload system to prevent jack from being used beyond its rated capacity.

Specifications:

Min. height is 37-5/8" Max. height is 76-1/2"
 Max. forward tilt – 42° Max. backward tilt – 46°
 Max. side tilt (either side) ± 12°
 Leg width – 37-1/8"



1793A
1,000 lb. Capacity High-Lift Transmission Jack

- Universal saddle tilts front to back and side to side; features adjustable corner brackets and safety chain for optimum positioning of the load.
- Flash-chromed rams inhibit rust from entering the hydraulic system.
- Foot-operated pump and lowering pedal for ease of control when positioning or removing a transmission.
- Wide leg base with 4" polyurethane swivel wheels that provide stability and easy maneuvering. (Brakes on two of the wheels.)
- Safety overload system to prevent jack from being used beyond its rated capacity.

Specifications:

Min. height is 35" Max. height is 71-5/8"
 Max. forward tilt – 24° Max. backward tilt – 19°
 Max. side tilt (either side) ± 20°
 Leg width – 37-1/8"



1520
10-Ton Capacity Lifting System (Includes two lifts)

- Mobile, tandem system is air-operated. This will handle your class 7 and 8 tractor lifting needs. No need to waste time re-blocking and making additional lifts for the clearance you need for under-vehicle service. Roll the system to the vehicle anywhere in the shop or outside on a level surface.
- Unique design provides lift from the tires, not the frame or axle members. Ideal for situations where limited ground clearance or a lack of clear access complicates lifting.
- Single controller operates both sides of the system for a smooth, level lift up to two full feet from the bottom of the tires to the ground. Units can double as support stands when retention pin is inserted.
- Covered by OTC Lifetime Marathon Warranty®.

Specifications:

Capacity – 10-tons (20,000 lbs.) (pair)
 Air pressure – 150 psi
 Lifting range – 0"-24"
 Saddle width – 19-1/2" – 24" dia. rim sizes
 Height – 53-1/4"
 Width – 41-1/2"
 Length – 39-1/2"



1591A
10-Ton Combination Air Lift & Support Stand

- 40" removable handle and 8' air hose.
- Covered by OTC Lifetime Marathon Warranty®.

Specifications:

Capacity – 10 tons (at 200 PSI air)
 Minimum height (unpinned, no extension) – 18-1/4"
 Maximum height (pinned in top hole, with extension) – 51-1/4"
 Stroke – 10-7/8"



1590
10-Ton Air Lift

- Adjustable lifting saddles and an extra-wide stance for extra stability.
- 10 tons of lift at 200 PSI air pressure.
- Lifting range is 13" to 52".
- Automatic mechanical safety catch engages in five height positions.
- Two large swivel casters and pneumatic tires make it easy to maneuver, even on loose gravel.
- Covered by OTC Lifetime Marathon Warranty®.

Specifications:

Capacity – 10 tons (at 200 psi air)
 Air pressure – 100–200 psi
 Lifting range – 13"–52"
 Saddle width – 29" – 41-3/4"
 Height – 67-1/2"
 Width – 41"
 Length – 36"
 Distance from lift arm to floor support – 12-1/2"



5130
1,000 lb. Capacity DriveMaster™ Driveline Lift

- Low profile of 6".
- Lift range: 24" to 30".
- Pivoting pump handle +/- 15° tilt in each direction
- Includes 553516 Differential Adapter
- ANSI/PALD

Specifications:

Overall Length – 43" Overall Width – 30-1/4"
 Max. Height – 30" Min. Height – 6"

Optional adapter kits (not shown)

- 558382** – Auxiliary box adapter.
- 561949** – Light duty transmission adapter.





5018A

Truck Clutch & Flywheel Handler

- Replaces 14" & 15-1/2" clutch assemblies weighing up to 250 lbs.
- 13" low point enables access below side faring.
- Linkage raises load from horizontal to vertical position.
- 360 degree swivel head.
- Covered by OTC Lifetime Marathon Warranty®.
- 516160** – Optional flywheel handling attachment.
- 515686** – Optional splined shaft, 1-3/4" dia. with 1-1/4" pilot.
- 516159** – Optional splined shaft, 1-3/4" dia. with 1" pilot.



5015A

Truck Clutch & Flywheel Handler

- Handles 14" and 15-1/2" clutch assemblies weighing up to 150 lbs.
- Lifting range of 9" to 37". Swivel casters provide easy maneuverability.
- Includes a 2" spline shaft with a 1-1/4" pilot to aid in alignment.

218174 – Flywheel handling attachment for use on No. 5015 and 5015A only.

48625 – Optional splined shaft, 1-3/4" dia. with a 1-1/4" pilot.

440533 – Optional splined shaft, 1-3/4" dia. with a 1" pilot. Needed for clutch service on some Navistar 466 series engines.

314386

– Optional 1-3/4" dia. alignment shaft extension. Used for 2-plate clutch of Navistar 466 series engine.



7020 Similar to Ford T57L-500-B, 307-003



7020

Bench-Mounted Holding Fixture

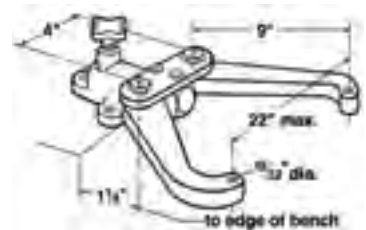
Here's a helpful device that enables you to securely hold and rotate small engines, transmissions, and other components while you're working on them.

- This holding fixture will handle pieces weighing up to 250 lbs., and it offers 360° of rotation with positive stops at 90° increments.
- Three sides of the mounted unit remain fully exposed.

34607

Base assembly only.

34607 Similar to Ford D83L-500-B1, 300-D041

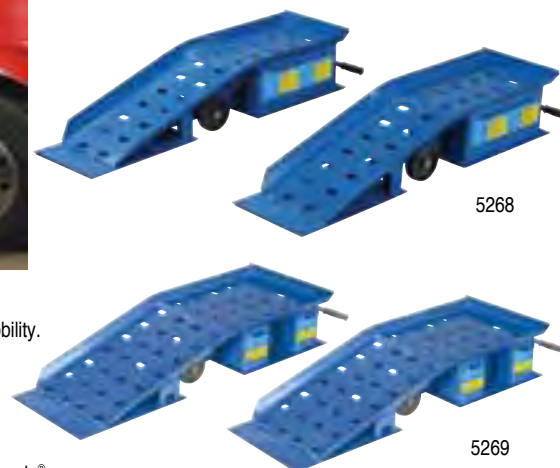


20-Ton Truck Ramps

- Long, retractable T-handle enhances mobility.
- Non-skid rubber matting prevents slippage during use.
- Durable, heavy-duty rubber wheels.
- Capacity per pair is 20 tons
- Covered by OTC Lifetime Marathon Warranty®.

5268 – 20-ton truck ramps handle up to 10" tread width.

5269 – Wide 20-ton truck ramps handle up to 16" tread width.



Model	Frame Height	Frame Width	Frame Length	Wheel Diameter	Handle Length
5268	9-1/4" (23.5 cm)	13-1/2" (34.29 cm)	47" (119.38 cm)	5" (12.7 cm)	33" (83.82 cm)
5268	9-1/4" (23.5 cm)	18-1/4" (46.36 cm)	47" (119.38 cm)	5" (12.7 cm)	33" (83.82 cm)


7118

Transmission Adapter Kit

Converts your OTC engine stand into a transmission service stand.

- Kit replaces the adjustable arms of the stand to hold and position the transmission at workbench height for repair.
- The transmission is held with three sides fully exposed for working convenience, and can be rotated a full 360° for complete access to all parts.






5092 27.5-Ton Under Axle Jack

- Features class-leading 27.5 ton capacity
- Robust design with completely sealed piston – reduces likelihood of contamination of hydraulic fluid.
- Ergonomic handle design provides convenient location of air valve and release knob.
 - Incorporates both hand release knob and venturi vacuum system for power return with no load.
- Four position handle includes 'stow away' position for convenient storage.
- Maximum height of 21-3/8 inches when used with screw extended and large adapter.
- Complies with latest ASME/PALD standards.

Specifications:

Minimum retracted height (with saddle) – 8-1/4"
 Maximum lifting height (with saddle only) – 13-1/8"
 Maximum lifting height (with screw extended and large adapter) – 21-3/8"
 Stroke – 4-15/16"
 Large adapter length – 3-15/16"
 Screw extended length – 4-3/4"
 Handle length – 48-3/4"
 PSI range – 90 to 175 psi.



1788A 22-Ton Capacity Under-Axle Jack

- Long 49-1/2" T-handle lets you easily position jack under vehicles with long overhangs.
- One pull of the handle activates the self-retracting 22-ton capacity ram without having to crawl underneath the vehicle.
- Jack has large rubber-tired wheels.
- Lifting range:

3/4" saddle	Max. height 17-3/4"
1-15/16" saddle	Max. height 18-15/16"
3-7/8" saddle	Max. height 20-5/8"
- Cylinder stroke, 4-1/2"; extended screw length, 4-1/4"; PSI range, 90–145.

215009* – In-line oil lubricator. Add to air line to meter precise flow of lubricant to air motor. Has 1/4" NPT fitting.

*Not included, order separately. Prevents harmful contamination caused by moisture in the air line!



5200 Ultra-Low Profile 2-Ton Service Jack

- Minimum saddle height of just 1-7/8".
- Unique, fifth-wheel design provides effortless 360° maneuverability – literally spins on a dime!
- Featuring Polyamide casters – superior to cast wheels due to their high mechanical strength and thermal properties.
- Foot pedal for quick approach of saddle to lifting point. Ergonomic handle for user comfort and enhanced mobility.
- Lifting range of 1-7/8" to 20-1/2".
- CE marked – ASME / PALD tested.

5093B 3-Stage Under-Axle Jack

Three-stage lift capacity 20T, 35T, and 65-tons. Ideal for lifting loaded trailers, buses, and other Class 7 & 8 vehicles.

- Piston and cylinders are made from chromium molybdenum vanadium steel for durability and then liquid nitrided to prevent rust and seizing.
- Features a high load-approach speed.
- Air-driven cylinder with pressure control knob for maximum user safety.
- 4-position handle: horizontal, 45 degrees, vertical, or collapsed.
- 7-inch minimum height for low clearance vehicles.
- Comes complete with a 3-15/16 in. (100 mm) lifting extension.
- Complies with ASME / PALD test requirements.



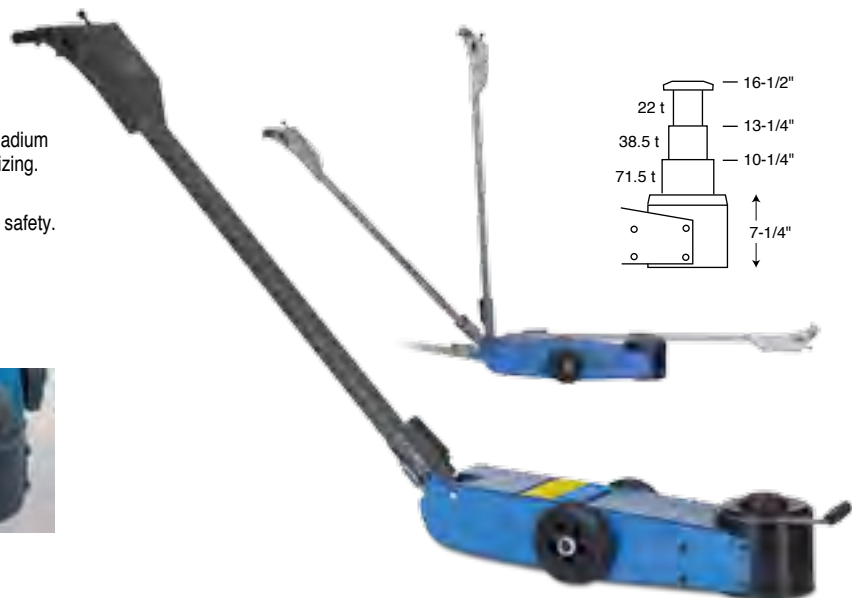
Single control switch, handy and easy to use.



4 positions: horizontal, 45 degrees, vertical, or collapsed for easier transport.



8-1/4" width for easy access to the lifting point.





5202

2- & 3-Ton Service Jack

- Ergonomic handle for user comfort and easy mobility.
- Foot pedal for quick approach of the lifting saddle to load. Built-in tray for fasteners and tools.
- CE marked – ASME/PALD tested.
- Covered by OTC Lifetime Marathon Warranty®.

5202 – 2-ton service jack.

Min. height 3"; Max. height 18-1/4".

5203 – 3-ton service jack.

Min. height 5-1/2"; Max. height 20-1/2".

Specifications	5202	5203
Capacity	2-ton	3-ton
Min. height	3"	5-1/2"
Max. height	18-1/4"	20-1/2"
Overall length	34-5/8"	42-1/4"
Overall width	14-3/16"	14-3/16"
Handle length	39-1/2"	39-1/2"



For product videos visit
otctools.com
You **Tube**



Aluminum Racing Jack – Lifts 2-Tons and Weighs only 43 lbs.!

- Low profile makes it perfect for ground hugging, high performance cars.
- Five pumps to max. height.
- Min. height 3-1/2"; max. height 18".
- Includes side-mounted handles for quick and easy carrying.
- Made from aircraft-grade aluminum.
- Two-piece, 45" long handle snaps together for quick setup.
- Removable, rubber saddle pad protects vehicle and prevents slipping.

1532 – 2-ton aluminum racing jack.

2-Ton Aluminum Jack Stands

- 10-1/4" min. height.
- 15-1/4" max. height.
- The pair weighs only 11 lbs.!
- Made from aircraft-grade aluminum.

1582 – A pair of 2-ton aluminum jack stands.

2-Ton Racing Jack Pack

1533 – Includes 2-ton aluminum racing jack and a pair of 2-ton aluminum jack stands.

552650 – Aluminum racing jack wall mount.



1533 Jack & stands

1532 Jack

1582 Stands

552650

1525

2-Ton Service Jack

- The strongest jack frame in its class; features flanged edges, both top and bottom, to resist twisting.
- Lifting range 18-3/4"
- Min. height 3-3/4"; max. height 22-1/2".
- Handle length 48".
- Sealed cylinder prevents contamination of hydraulic system.
- Conforms to ANSI PALD Part 10. Carries OTC Lifetime Marathon Warranty®.

529219 – Jack replacement saddle.

The stem on this saddle will fit jack lift arms measuring 1" diameter. Bushing included will enable this saddle to also be used on jack lift arms of 1-5/32" diameter. Form-fitted saddle top is made of rubber to prevent damage to the finish of the undercarriage.



529219

2-1/2 Ton and 3-Ton Service Jacks

- The Stinger series 2-1/2 and 3-ton hydraulic service jacks are designed for the budget-minded shop owner, who still wants the quality of an OTC product.
- Built from select steel, these jacks can stand up to the abuse that jacks are subjected to daily. Yet, their light, compact design makes them easy and convenient to use.
- Each jack has a built-in safety overload system that prevents use beyond its rated capacity.
- With rear swivel casters, maneuvering and positioning of these jacks is an easy task.

1503A – 2-1/2 ton service jack with lifting range of 4-1/2" to 20".

1504A – 3-ton service jack with lifting range of 5-3/8" to 19-7/8".

Specifications	1503A	1504A
Capacity	2-1/2 ton	3-ton
Lifting range	4-1/2" to 20"	5-3/8" to 19-7/8"
Saddle dia.	5"	5"
Overall reach	21"	21"
Frame height	6-1/4"	6-1/4"
Handle Length	37-1/2"	37-1/2"
Floor space	14" x 26"	14" x 26"



1503A



1504A



1500A 3-Ton Stinger Jack Pack

- Pack includes both a No. 1504A 3-ton hydraulic service jack and a pair of No. 1772D 3-ton ratcheting jack stands.
- The stands have a steel base for strength, self-locking ratchet handle, durable baked enamel finish, and conform to ANSI PALD-4 load rating standard. Base: 8-1/4" x 7-1/2". Height range: 11-5/8" to 17-1/8".
- Jack has a light, compact design with a 37-1/2" handle length, and a lifting range of 5-3/8" to 19-7/8".



1526 Two-Speed 3-1/2 Ton Service Jack

The ideal floor jack for both a large automotive service center or a one person shop.

- Gets to the load quickly.
- One pump to load; three pumps to full height unloaded.
- Extra wide lift range – from 4" to 21".
- A long 48" spring-loaded handle provides rapid return after each pump.
- Heavy-duty construction – rolled edges add strength and resist twisting.
- With a wheel base of 23", the front wheels are 3-1/2" diameter and rear casters are 2-1/8".
- Pinned 4-3/4" saddle will not lift off during use.
- 2-year limited warranty.



1511B

5-Ton and 10-Ton Air/Hydraulic Service Jacks

- Bring the versatility of air-assist operation to your shop's lifting tasks.
- Huge front wheels mounted in bearings provide trouble-free service life. Rugged steel frame members.
- Rear swivel casters make spotting the jack easy. Spring-loaded handle may be locked in three positions, from horizontal to vertical.

1507B – 5-ton air/hydraulic service jack.

1511B – 10-ton air/hydraulic service jack.

Specifications	1507B	1511B
Capacity	5 ton	10 ton
Air pressure	80–120 PSI	80–120 PSI
Lifting range	5-7/8" to 22"	6-3/8" to 22"
Saddle dia.	6-5/8"	7-3/8"
Overall reach	87"	90"
Frame height	8"	12-3/4"
Handle length	40"	42"



For product videos visit
otctools.com

You Tube



5206

6- & 10-Ton Heavy-Duty Service Jack

- Ergonomic handle for user comfort and easy mobility.
- Foot pedal for quick approach of the lifting saddle to load. Built-in tray for fasteners and tools.
- CE marked – ASME/PALD tested.
- Covered by OTC Lifetime Marathon Warranty®.

5206 – 6-ton HD service jack.

Min. height 6-11/16" Max. height 22-13/16"

5210 – 10-ton HD service jack.

Min. height 6-11/16" Max. height 23-13/16"

Specifications	5206	5210
Capacity	6-ton	10-ton
Min. height	6-11/16"	6-11/16"
Max. height	22-13/16"	23-13/16"
Overall length	87"	99-1/2"
Overall width	16-5/8"	16-5/8"
Handle length	39-3/8"	39-3/8"



5110

6- & 10-Ton Capacity Air/Hydraulic Service Jack

- Huge steel front wheels are mounted in bearings for trouble-free service life. Rear swivel casters make spotting the jack easy.
- Spring-loaded handle can be locked in three positions.
- Covered by OTC Lifetime Marathon Warranty®.

5106 – 6-Ton air/hydraulic service jack.
Lifting range 4-3/4" to 23-1/4", reach 87", 45" handle.

5110 – 10-Ton air/hydraulic service jack.
Lifting range 6-3/4" to 26-7/8", reach 93", 47" handle.

Specifications	5106	5110
Capacity	6-ton	10-ton
Air pressure	90–175 PSI	90–175 PSI
Lifting range	4-3/4" to 23-1/4"	6-3/4" to 26-7/8"
Saddle dia.	7"	7-3/8"
Overall reach	87"	93"
Frame height	8"	10"
Handle length	45"	47"

4-Ton, 10-Ton, and 20-Ton Hydraulic Service Jacks

- Built of the highest quality heavy gauge steel, these jacks feature precision hydraulics for a lifetime of hard work.
- Low-profile stance and extended height add to versatility. They lift everything from cars to trucks to heavy-duty commercial vehicles. Huge metal wheels and swivel casters roll effortlessly on internal bearings.
- Either the foot pedal or jack handle may be used for pumping action. Counter-balanced, spring-assisted handle has a three-position lock.
- OTC Lifetime Marathon Warranty®.

5007 – 4-ton service jack.
Lifting range 5-1/2" to 26-1/2", 40" handle.

5008 – 10-ton service jack.
Lifting range 7" to 25-1/2", 40" handle

5009 – 20-ton service jack.
Lifting range 7-1/2" to 25-1/4", 40" handle



5007, 5008

5009

Specifications	5007	5008	5009
Capacity	4-ton	10-ton	20-ton
Lifting range	5-1/2" to 26-1/2"	7" to 25-1/2"	7-1/2" to 25-1/4"
Saddle dia.	7-7/8"	9"	9-1/4"
Overall reach	58"	66"	69"
Frame height	5-1/2"	7"	10-1/4"
Handle Length	40"	40"	40"

5-Ton and 10-Ton Service Jacks

- A built-in safety overload prevents using the jack beyond its rated capacity.
- Convenient foot pedal speeds the lifting operation. Handle lock and release control are located on top of the handle. Handle can be locked into any position from vertical to horizontal.
- Both models have a spring-loaded 40" handle.

1505B – 5-ton service jack.

1510B – 10-ton service jack.



1505B

1510B

20-Ton Capacity Service Jack

- Low-profile stance and extended height add to versatility.
- Wheels and swivel casters feature internal bearings.
- Either the foot pedal or jack handle may be used for pumping action. Counter-balanced, spring-assisted handle has a three-position lock.

1512 – 20-ton service jack.

Specifications	1505B	1510B	1512
Capacity	5-ton	10-ton	20-ton
Lifting range	6" to 22"	6-1/4" to 22"	7-1/2" to 24"
Saddle dia.	5-1/8"	6"	7-1/2"
Overall reach	47"	51"	97"
Frame height	7-3/4"	9-3/4"	10-1/4"
Handle Length	43"	43-1/4"	42"
Floor space	14-3/4" to 56"	18" to 60"	18-1/8" to 61-3/8"

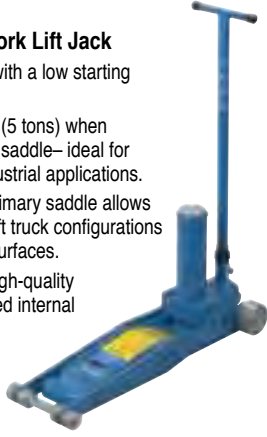
1512



5214

4-Ton Capacity Fork Lift Jack

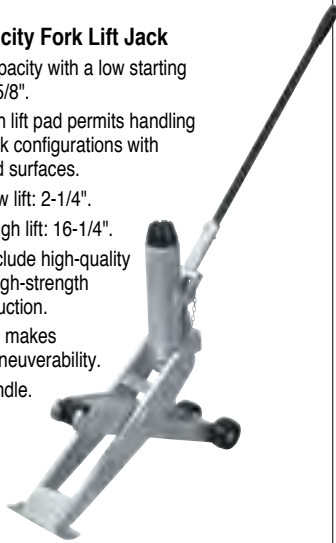
- 8,000 lb. capacity with a low starting height of 2-5/32".
- 10,000 lb. capacity (5 tons) when lifting from cylinder saddle—ideal for agriculture and industrial applications.
- Unique shape of primary saddle allows for handling of all lift truck configurations with flat or edged surfaces.
- Features include high-quality seals, chrome-plated internal components, and high-strength steel construction.
- Secondary lifting surface feature.
- Complies with ASME-PALD.
- Lifting Height: 2-5/32 – 17-15/16"



1540

4-Ton Capacity Fork Lift Jack

- 8,000 lb. capacity with a low starting height of 2-5/8".
- Two-position lift pad permits handling of all lift truck configurations with flat or edged surfaces.
- Minimum low lift: 2-1/4".
- Maximum high lift: 16-1/4".
- Features include high-quality seals and high-strength steel construction.
- Handle stop makes for easy maneuverability.
- 30" long handle.



3-, 6-Ton Ratchet-Style Jack Stands

- Formed and welded steel base for strength; self-locking ratchet handle cannot be released under load. Durable baked enamel finish resists corrosion.
- Stands conform to ANSI PALD load rating standard; factory tested before shipment.

1772D – Pair of 3-ton jack stands.
Base: 7-11/16" x 6-11/16".
Height range: 11-1/2" to 17".

1773D – Pair of 6-ton jack stands.
Base: 10-5/8" x 9-1/4".
Height range: 15-5/16" to 24-5/16".



3- and 6-Ton Capacity Ratcheting Jack Stands

- Jack stands feature a formed steel frame for strength and long life, and rolled base edges that resist sinking into soft ground or asphalt.
- Recessed column saddle for acceptance of vehicle panel rail (pinch weld).
- Dual purpose handle serves as carrying handle and column release.
- Investment cast rack bar for long life strength.
- Covered by OTC Lifetime Marathon Warranty®.

1736A – Pair of 6-Ton Jack Stands.
Height range of 15-1/2" to 24-1/2".

1733A – Pair of 3-Ton Jack Stands.
Height range of 12-1/2" to 18-1/2".



1774B

10-Ton Capacity Ratcheting Jack Stands (pair)

- These ratcheting jack stands are highest quality steel and factory tested to ANSI PALD standards.
- The form-fit saddle design and 12" x 14" base ensures stability.
- Height range is 20" to 31-1/2".



1780

22-Ton Capacity Jack Stands

- Height range is 13-7/8" to 19-7/8".
- Saddle size 3" x 3-3/4".
- Pin-style (non-ratchet) three positions, 3" intervals.
- Reinforced collar to meet newest ANSI PALD test standards.
- 11" flat base prevents sinking into the surface.



1783

Heavy-Duty 20-Ton Capacity Adjustable Support (One only)

- Designed for the really big service jobs. Rugged steel construction, and large 15-1/2" square base will satisfy support requirements up to 40,000 lbs.
- Features include 4-point adjustment. Height range is 15-1/4" to 24". Saddle diameter is 6".
- Covered by OTC Lifetime Marathon Warranty®.



543751

543752

1778B

1779B

12-Ton Capacity Low and High Jack Stands

- Spun steel base won't dig or sink into asphalt or sand. Covered by OTC Lifetime Marathon Warranty®.

1778B – 12-Ton Low Jack Stand. One only.
Height range of 19" to 29-1/2".

1779B – 12-Ton High Jack Stand. One only.
Height range of 33-3/4" to 44-1/4".


543751 – Extension Tube for Low Jack Stand.

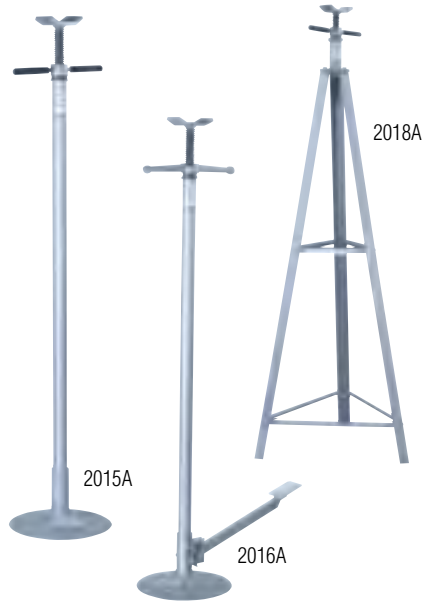
543752 – Extension Tube for High Jack Stand.

1781B

4,000 lb. Capacity Underhoist Tripod Stand

- Ideal for undercar maintenance. An ACME take-up screw precisely positions and secures the support stand in place.
- Height range of 65-3/4" to 74-5/8".





Tripod and Underhoist Stands

- 2018A** – 4,000 lb. Capacity Underhoist Tripod Stand
- Lifting height of 58-7/8" to 91-5/8"; saddle measures 3-1/4" x 3-1/4".
 - 24" x 24" x 24" tripod base.
- 2015A** – 1,500 lb. Capacity Underhoist Stand
- Lifting height of 54-1/4" to 80-3/4"; saddle measures 5-1/4" x 1-1/4".
 - 11-7/8" dia. base.
- 2016A** – 1,500 lb. Capacity Underhoist Stand with Foot Pedal
- Foot pedal actuated lifting mechanism.
 - Lifting height of 54-1/4" to 80-3/4"; saddle measures 5-1/4" x 1-1/4".




1572 Car Dolly (3,600 lbs., capacity pair)

- Innovative patent-pending design – clamps directly to pinch welds to prevent slippage during use.
- Independent units eliminate the need to adjust dolly width for different vehicle designs.
- Each unit has an independently adjustable threaded lift saddle with rubber pads to protect the vehicle frame.
- Universal design for use on all vehicle types without additional adapters.
- Provides easy movement of FWD vehicle after removal of drive train.
- The material on the 5" casters is polypropene.
- Each unit has 1,800 lbs. capacity (3,600 lbs., pair) with low height of 9" and high of 14".
- May be used with or without tires on vehicle.



1580 1,500 lb. Capacity Easy Roller™

- Provides simple and efficient method of moving a disabled vehicle around a shop environment.
- Fits tread widths up to 12".
- 4 heavy-duty phenolic casters.
- 1,500 lbs. capacity per unit.
- Hydraulic lift mechanism with locking pin.



1581 Easy Roller™ Stand

- This stand provides users of the 1580 with convenient storage rack for up to four 1580 Easy Roller Car Dollies (sold separately).
- Capacity: 4 Easy Rollers @ 44 lbs. each approx. 200 lbs. (1580's sold separately)
 - Easy Loading / Unloading of units.
 - Casters for easy mobility in shops and non-metal wheels to protect shop floor.
 - Small profile for minimal space usage.
 - Easy to assemble.
 - 2-year warranty for materials and workmanship.



1734A 300 lb. Capacity Heavy-Duty Wheel Step

- Tire-mounted wheel step provides quick, easy access to under-hood components.
- Fits heavy-duty vehicles (Class 7/8).
- Adjusts to fit 22-1/2" to 24" wheel sizes.
- Non-skid platform surface.



1534A 300 lb. Capacity Passenger/Light Truck Wheel Step

- Provides quick, easy access to your vehicle's roof for loading/unloading cargo.
- Fits passenger and light trucks.
- Adjusts to fit 14" to 20" wheel sizes.
- Non-skid platform surface.
- Two-year warranty.



1545 Motorcycle/ATV Lift

- 1,500 lb. capacity and 17" long skids that will lift the largest, widest cruisers.
- Lowest clearance available, 3-1/2" at lowest level, with a wide lift range of 3-1/2" to 16-3/4".
- Removable handle provides 360° access to load.
- Features also include foot pedal release, locking rear casters, automatic safety lock, and two ratcheting tie down straps for safety.

5090 Back Buddy™ II

- Remove, transport, service, and install heavy truck brake drums and hub assemblies.
- Fast-motion ratcheting jack with 14" of vertical lift.
- Pneumatic rear tires..
- Tilting mechanism to achieve the exact angle necessary for precise reassembly.
- Fold-down handle for open access to the work area.



513926 – 10 stud inboard hub & drum assemblies – 335 mm.

513927 – 10 hole outboard drums – 3/4" thick back plates

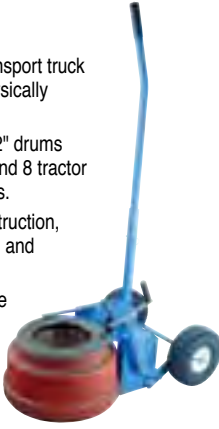
Adapter Sets (sold separately)

- 513925** – 5 and 6 spoke wheels
- 514644** – 8 stud inboard hub & drum assemblies
- 514645** – 8 hole outboard drums
- 514646** – 6 stud inboard hub & drum assemblies
- 514647** – 6 hole outboard drums
- 514648** – Humvee/Hummer geared hubs

5017A

Brake Drum Dolly

- Remove, install, and transport truck brake drums without physically having to lift them.
- Works on 15" and 16-1/2" drums found on most Class 7 and 8 tractor and trailer brake systems.
- Heavy-gauge steel construction, ten-inch pneumatic tires, and adjustable handle.
- Covered by OTC Lifetime Marathon Warranty®.



Easy Lever Wheel Dollies

- Gives technicians the leverage they need to easily remove or install truck tire-and-wheel assemblies.
- Heavy-duty construction capable of toting 300 pounds.
- Onboard rollers that make stud-hole alignment a snap.
- Spring-loaded kickstand for handy parking.
- Two models that, together, can accommodate tire diameters from 24 to 48 inches.
- Rugged tubular steel construction.

5096A – Heavy-duty Easy Lever wheel dolly. With a width of 26", this dolly handles tire diameters of 36" to 48".

5095A – Easy Lever wheel dolly. With a width of 22", this dolly handles tire diameters of 24" to 36".



1543

Brake Drum Dolly

- Removes, installs, and transports truck brake drums without physically having to lift them.
- Works on all 15" and 16-1/2" drums found on most class 7 and 8 tractor and trailer brake systems.
- 6" height adjustment aids installation.
- Heavy-gauge steel construction, 8" tires, and 36" handle.



5100

Wheel Mate™

- Enables truck technicians to easily remove, install, rotate, and transport single tire-wheel assemblies.
- Internal ratcheting jack with 14 inches of vertical travel —almost a foot higher than conventional dollies.
- U-shaped chassis that provides close, unhindered access to work area.
- A design that accommodates—and securely holds—almost any truck wheel, including wide-based singles, without restraining chains.
- Heavy-duty ball-bearing wheels mounted under ball-bearing swivel casters for maximum maneuverability.
- Foot-operated wheel lock.
- Rugged structural steel tubing construction that meets the demands of the toughest shop environments.



5105B

1,500 lb. Capacity High-Lift Dual Wheel Dolly

- Effortless air-powered hydraulic lift system for a variety of applications.
- 0 to 42" lifting range.
- Six-inch lateral adjustment.
- Tilt adjustment of +15° to -8° ensures easy alignment.
- Features four swivel casters, two locking, for enhanced mobility.




5082

Wheel Tipper

This heavy-duty wheel tipper makes handling those hard- to-manage truck tires easy. To use the wheel tipper, simply deflate the tire and break the bead, then hook the wheel tipper to the rim of the wheel. The wheel tipper makes an otherwise tough task effortless.

- Designed for both aluminum and steel wheels won't damage wheel rim.



1770A

1,500 lb. Dual Wheel Dolly

- Hydraulic jack provides almost 5" of lift and tilts wheel assembly 4° to prevent damage to wheel seal.
- Independent lifting rack provides maximum stability; rollers won't catch on load.
- Swivel casters for easy maneuverability.
- Floor space is 45" by 41".
- 6' chain holds load in place.
- Covered by OTC Lifetime Marathon Warranty®.



1769A

Truck Dual Wheel Dolly

- This 1,500 capacity dolly will remove, transport, and replace dual wheel and tire assemblies without strain or struggle.
- Swivel casters, 3-1/2" front and 3" rear, provide easy maneuverability.
- Floor space is 43" by 42".
- No. 1769A hydraulic jack provides over 6-1/2" of lift and tilts wheel assembly 7° to prevent damage to wheel seal.
- Includes a 6' support chain to hold load in place.



For product videos visit
otctools.com

You Tube



6000 lb. Revolver®

Diesel Engine Stand

- 96-to-1 ratio worm and gear set rotates components 360°; handle locks in any position.
- Integral 12-ton jack raises the work to provide the swing radius needed for clearance. Two front wheels and two rear casters provide mobility.
- Universal adapter assembly permits use with a wide variety of mounting plates.
- Covered by OTC Lifetime Marathon Warranty®.

1750A – Revolver diesel engine stand with No. 205061 universal engine adapter assembly.

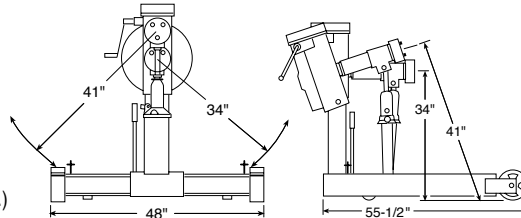
1750 – Engine stand without universal engine adapter assembly.



Revolver® Engine Adapter Plates

You can order only those plates you need for the engines you work on. The universal adapter assembly is required for mounting all plates to the stand.

205061 Universal Adapter Plate Assembly. Included with 1750A engine stand. (Must be used with all plates below.)



Detroit Diesel

205058* For Detroit engines: 53 series in-line 6 cyl., 6V & 8V; 71 series in-line 6 cyl., 6V, 8V, & 12V; 92 series 6V & 8V; 8.2 liter V-8.

52871* For coach 6V and 8V series 71 Detroit Diesel.

218504* For Detroit series 60 in-line 6-cylinder engines.

Detroit Allison

208160* Allison transmission mounting plate for transmission Nos. AT500, MT600, MT 6-speed, VH, VS, and V730.

61373* Allison transmission adapter plate for transmission series HT-750, CLBT, HT-740D, CR/DR, and HT-750CT.

Cummins

205059* For Cummins engines: All NH, NTC, NTE, N14 855 series in-line 6 cyl; 378 series V6; 504, 555, & 903 series V8; KT 1150 series in-line 6 cyl., L10.

61405* For Cummins L-10 and M11 series engines. Plate attaches to the left side of engine for complete tear down.

218098* For Cummins "B" series 5.9L in-line 6 cyl. engines.

218099* For Cummins "C" series 8.3L in-line 6 cylinder engines.

Caterpillar

205060* For Caterpillar engines: Nos. 1673, 1674, 1693, 3306, & 3406 in-line 6 cyl.; Nos. 1100, 3208, and 3408 V8.

217687* For Caterpillar 3114, 3116, and 3176 in-line 6 cylinder and C12 engines.

Mack

205101* For Mack engines: All 672, 673, 675, & 711 series in-line 6 cyl.

206629* For Mack engines: V8 1000, E6, & E7 in-line 6 cyl.

528858* For Mack 865, and 868.

International Harvester

206386* For International Harvester engines: DT-466, DT-360, DT408, and 530 in-line 6 cylinder; DV-550, MV-404, MV-446, V304, V345, V392, 4-152, 4-196, 4-194; 9.0 liter and T444E V8; and Ford 6.9L, and 7.3L DIT.

528856* For IH300 & 400 Series.

528868* For International VT365.

Ford

61681* For mounting Ford 6.6L/7.8L engines.

206386* For Ford 7.3 engines.

Volvo

528853* For Volvo TD67 and TD71 engines.

John Deere

528859* For JD 400 and 500 engines.

528861* For JD Powertech 4.5L & 6.8L.

528863* For JD 8995 V6, must be used with 528859.

*NOTE: Must be used with 205061 univ. adpt. plate assembly. Each engine mounting plate includes all the necessary hardware and an engine application chart.



205061 – Universal Adapter Plate Assembly



52871 Detroit



205058 Detroit



61373 Allison



208160 Allison



61405 Cummins



205060 Caterpillar



218504 Detroit



218099 Cummins




206629 Mack



218098 Cummins



205059 Cummins



61681 Ford 303-DO61 (Same as D87T-6000-A)



205101 Mack



217687 Caterpillar



528853 Volvo




206386 International Harvester, Ford



528861 John Deere



528859 John Deere



528863 John Deere



528856 IH



528868 IH

1735B

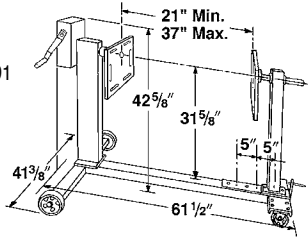
2,000 lb. Capacity Heavy-Duty Motor-Rotor® Repair Stand

- Handles a wide variety of engines, transmissions, torque converters, and rear axles from trucks, tractors, and construction machinery.
- The 50:1 ratio gearbox allows full rotation of mounted unit with just a turn of the crank and locks in position. Easily maneuvered when loaded.
- To ensure engine stability in all positions, this repair stand is equipped with a positive-crank handle locking mechanism.
- Twin-post design, featuring laterally adjustable, 3-position outboard support; provides an extremely stable work-holding unit.
- Locking rear wheels anchor stand in position.
- Covered by OTC Lifetime Marathon Warranty®.




1735B with engine

206391 – 6.0L and 6.4L Ford engine adapters.
(Works with both the OTC 1735, 1735A and 1735B.)



1735B



4324

Engine Support Bar

- 1,100 pound capacity.
- Rubber padded support legs ensure stability during use.
- Tubular steel construction for long life.
- Adjustable width: 57" x 27".
- Features two hook assemblies for ease of use.
- Includes two 36" chain assemblies.

1726A

1,000 lb. Capacity Engine Stand

- A timesaver for passenger car and light truck engine rebuilding or repair. Four adjustable attachment arms make engine mounting fast and easy.
- Engine can be rotated a full 360° with a turn of the handle; a locking pin secures the work in any of eight positions.
- Two rear wheels lock tightly to anchor the stand in place.
- Easy one-bolt disassembly for transport of stand.
- Covered by OTC Lifetime Marathon Warranty®.

Specifications:

Height to center line – 28"
Length – 46"
Width – 35-1/2"
Handle length – 24"

60796 – Drip pan (ABS material) for No. 1726A.



60796



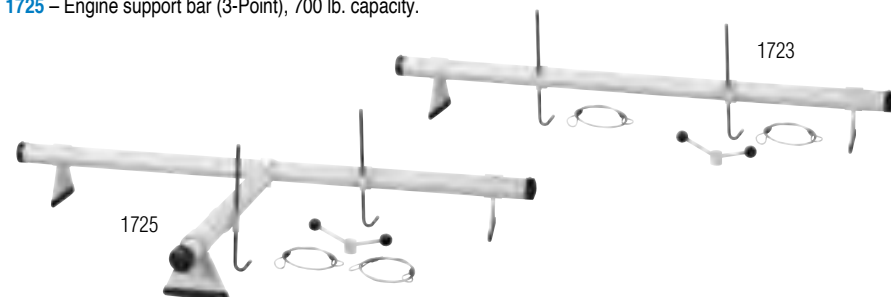
Engine Support Bars

Unique, innovative design featuring...

- Cutting edge, design self-centers load to prevent tipping on inclined surfaces.
- Smooth sliding legs adjust easily to different vehicle widths.
- PVC-coated support legs don't scratch vehicle surfaces.
- "Quick Connect" third-point bar (No.1725) makes setup a snap.
- Spinner handle enables lightning fast adjustment.

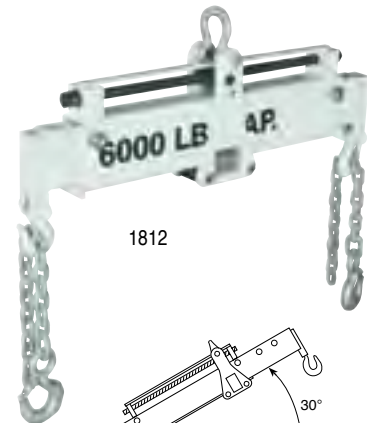
1723 – Engine support bar (2-Point), 500 lb. capacity.

1725 – Engine support bar (3-Point), 700 lb. capacity.

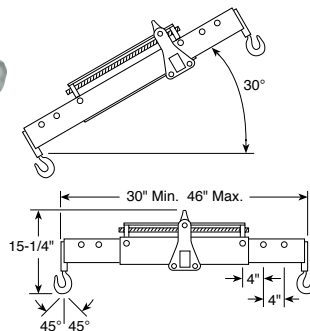


1725

1723



1812



Load Leveler

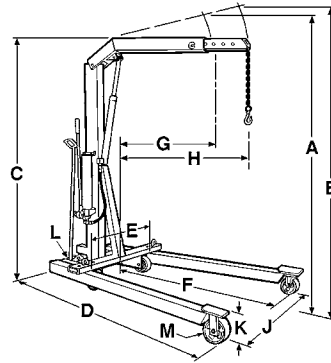
- Improved design over conventional spreader bars.
- Carriage on main support beam moved by turning lead screw; this permits fine adjustment of the tilt angle of component being lifted.
- Turn lead screw manually or with air-powered tools.
- Spreader bar adjustment secured with locking bolts.
- Chain grade is 80.
- Covered by OTC Lifetime Marathon Warranty®.

1812 – Load Leveler. Max. lifting capacity: 6,000 lbs.; distance between hooks: min. 30", max. 46".

1822 – Load Leveler. Max. lifting capacity: 10,000 lbs.; distance between hooks: min. 36", max. 56".



1819, 1820



Specifications	1819	1820
Cap., boom retracted	2,200	4,400
Cap., boom extended	1,650	3,300
A Max. boom height, boom retracted	107"	111"
B Max. boom height, boom extended	117"	122"
C Overall height, boom horizontal	80"	82"
D Overall length	83"	89"
E Minimum throat width	24"	25"
F Inside leg length	54"	57-1/2"
G Effective boom reach (retracted)	33"	35-1/2"
H Effective boom reach (extended)	48"	50-1/2"
J Inside leg width (3-position)	24", 36" 48"	26", 40" 52-1/2"
K Leg height	8"	9-1/2"
L Dolly wheel diameter	5"	5"
M Wheel diameter	6"	8"
Height, folded	79"	86"
1819 Floor space folded	27" x 38"	
1820 Floor space folded	31" x 42"	

2,200 and 4,400 lb. Capacity Heavy-Duty Floor Cranes

- To conserve valuable floor space, crane folds into a compact package for storage.
- For "close-in" work, leg spread adjusts to clear vehicle's wheels, telescoping boom extension gives additional reach. Roller bearing mounted wheels and steering dolly provide ease of mobility.
- A two-speed hydraulic hand pump provides fast boom travel; descent of boom is under precise control of operator.
- Covered by OTC Lifetime Marathon Warranty®.

- 1819 – 2,200 lb. Capacity Crane. Has hydraulic hand pump and 16-7/8" lifting chain.
- 39610 – 1/4" steel chain grade 43, 18-3/8" long, 2,200 lb. capacity. Has safety hook on end. Use with 1819.
- 1820 – 4,400 lb. Capacity Crane. Has hydraulic hand pump and 18-3/8" lifting chain.
- 39611 – 5/16" steel chain grade 70, 19-3/4" long, 4,400 lb. capacity. Has safety hook on end. Use with 1820.



1813

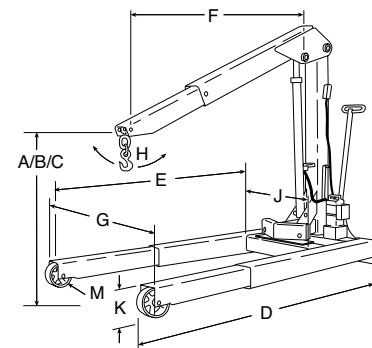
No. 1812 Load-Rotor (not included)

6,000 lb. Capacity Heavy-Duty Mobile Floor Cranes

- Three boom positions give capacities of 4,000, 5,000, and 6,000 lbs. to handle the biggest engines, and often the transmission right along with the engine! Usable reach is almost 92".
- Boom swivels for vertical and lateral positioning; legs extend to straddle the biggest tires.
- 1814 – 6,000 lb. capacity crane with electric/ hydraulic pump (115V) with remote motor control.
- 1813 – 6,000 lb. capacity crane with two-speed hydraulic hand pump.

Boom Capacity (lbs.) Description	Extended 4,000	Centered 5,000	Retracted 6,000
A Maximum boom height	161-7/8"	150-11/16"	139-1/2"
B Minimum boom height	6"	17-3/8"	28-3/4"
C Overall height (boom horizontal)	87"	87"	87"
D Overall length*	129-1/8"	113-7/8"	98-1/4"
E Inside leg length	91-11/16"	76-1/8"	43-1/4"
F Effective boom horizontal reach	94-1/4"	78-3/4"	63-1/4"
G Outside leg width**	59-3/4"	57-3/4"	55-3/4"
H Boom swing	36°	31°	26°
J Inside leg width		35-3/4"	
K Leg height		9-1/16"	
M Wheel diameter		8"	
Dolly wheel diameter		5"	

* Legs in storage position: 80-7/8" ** Legs in storage position: 53-1/2"





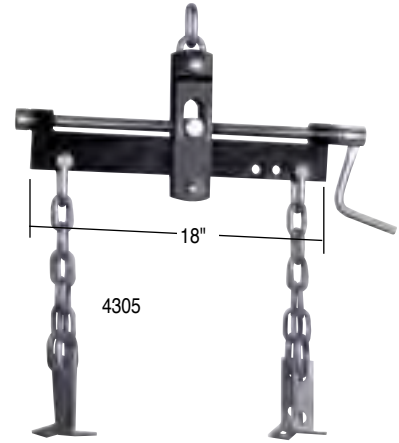
2,000 and 4,000 lb. Capacity Folding Floor Cranes

- Both of these cranes fold up for compact storage.
- Front wheels are 3-1/2"; rear casters 5-7/8".

2002 – 2000 lb. capacity crane with a reach of 24" to 36".

2004 – 4000 lb. capacity crane with a reach of 25" to 46".

Specifications	2002	2004
Maximum capacity, boom extended	500 lbs.	1,000 lbs.
Maximum capacity, boom retracted	2,000 lbs.	4,000 lbs.
Maximum height, boom extended	94"	104"
Maximum height, boom retracted	87"	81"
Effective boom reach, boom extended	36"	48"
Effective boom reach, boom retracted	24"	26"
Leg width @ front wheels	32-1/2"	25"
Leg height	6-1/2"	7-3/4"
Floor space folded	57" x 38"	16" x 17-1/2"
Floor space unfolded	70" x 32"	33" x 33-1/2"

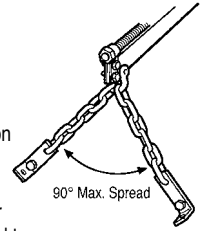


4305

1,500 lb. Capacity Engine Load Leveler

Designed to hook to a crane or hoist to handle and position large, bulky components.

- The horizontal tilt can be adjusted to compensate for off-center loads, or adjusted to a certain angle for a component being positioned.



Lifting Chains for Floor Cranes

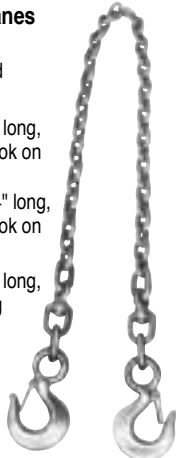
- For use with floor cranes only; not recommended for overhead hoists or lifts.

38839 – 1/4" steel chain, 56-1/2" long, 2,000 lb. capacity. Has safety hook on both ends. Use with No. 205049.

38840 – 5/16" steel chain, 65-3/4" long, 4,000 lb. capacity. Has safety hook on both ends. Use with No. 205050.

31609 – 1/4" steel chain, 56-1/2" long, 2,000 lb. capacity. With swiveling safety hooks on both ends. Use with No. 1805.

31800 – 5/16" steel chain, 65-3/4" long, 4,000 lb. capacity. With swiveling safety hooks on both ends. Use with No. 1806.



Load-Rotor® Positioning Slings

- Use with a floor crane. Engine, transmission, or other component is tilted or leveled by turning sling's 5/8" hex drive end with a common speed handle and socket.
- Makes engine removal and installation a snap, even in close quarters.
- For use with floor cranes only; not to be used with overhead hoists or lifts.


1805 – 2,000 lb. capacity Load-Rotor®. Has 56-1/2" long chain (1/4") and hook assembly with forged swiveling hook on each end. Pair of special lifting brackets included.

1806 – 4,000 lb. capacity Load-Rotor®. Has 65-3/4" long chain (5/16") and hook assembly with forged hook on each end. Pair of special lifting brackets included.

Alloy Chains for Overhead Lifts and Hoists

302249 – 3/8" alloy chain, 28-3/8" long, 6,000 lb. capacity. With safety hook on one end.

302941 – 5/16" alloy chain, 26-13/16" long, 4,000 lb. capacity. With safety hook on one end. Use on No. 1812.



302249



7100

4,000 lb. Capacity Lifting Brackets (pair)

- Attach directly to component for easy lifting; will take 1/2" diameter bolts.



205049

Heavy-Duty Adjustable Slings

- For lifting and positioning engines, transmissions, etc. Each chain can be adjusted independently for length; plate design enables chain to be "short-hooked" for correct tilt.

205049 – 2,000 lb. capacity sling with 1/4" chain, 56" long.

205050 – 4,000 lb. capacity sling with 5/16" chain, 65" long.

38841 – Plate only, use with any 1/4" or 5/16" alloy steel chain.



1821
10-Ton Capacity, Air-operated Automotive Oil Filter Crusher

- Crushes up to four automotive filters (3-7/8" dia. x 9" high) at one time, in approximately 20 seconds. Engineered and built for dependable operation. Covered by OTC Lifetime Marathon Warranty®.
- 100% air operation eliminates electrical connections. Generous size of crushing chamber easily accommodates the largest automotive spin-on filters.
- Includes mounting stand. No wall mounting or time consuming installation required.



1877
25-Ton Capacity Heavy-Duty Oil Filter Crusher

- Handles the big filters (up to 6" dia. and 12-1/2" long) found in trucks, construction equipment, farm implements, etc. May also be used for automotive and light truck filters. It does it all!
- Crushes filters to 1/4 of original size, removing up to 95% of filter's oil capacity. Automatic cycle feature: load the filter, push a button, and walk away.
- Air/hydraulic pump works on standard shop air (requires 9 CFM at 100 psi). Special valving returns ram automatically at the end of each cycle. No electrical connections needed.
- Built-in floor stand (completely assembled). Whole unit requires just 5 square feet of floor space.
- Covered by OTC Lifetime Marathon Warranty®.



Shipped assembled

1896
25-Ton Capacity High-Speed Heavy-Duty/Automotive Oil Filter Crusher

- Automotive and heavy-duty filters up to 15-1/4" long and 6" diameter are crushed in approximately 8 to 16 seconds. Filters are reduced to 20% of original size, with 95% of residual oil removed.
- Automatic cycle feature lets you load the filter, push a button, and walk away.
- Powered by 2 hp electric/hydraulic pump, 230 volt, 20 amp, 60 cycle, single phase, 3,450 rpm. Has a 2-gallon reservoir.
- Built-in, heavy-duty floor stand with leveling pads is designed to accept a 30-gallon drum for oil drainage. Comes assembled. Covered by OTC Lifetime Marathon Warranty®.



See page 31 for
Oil Filter Wrenches

Oil Filter Crusher Comparison Chart

No.	Tonnage	Pump	Crushing Time	% Oil Removed	Filter Size	Stand Dimensions	Note: Crushing times are approximate; crushing times may vary depending on air pressure available, size of filter, type of filter, etc.
1821	10-ton	Air	20 Seconds	95%	Chamber: 8" x 8" x 9" H.	18-1/2" W x 24" D x 63-1/2" H	
1877	25-ton	Air/Hyd.	80 Seconds	95%	6" Dia. - 12-1/2" Long	18-1/2" W x 30" D x 74-1/2" H	
1896	25-ton	Elec./Hyd.	16 Seconds	95%	6" Dia. - 15-1/4" Long	27" W x 30" D x 78" H	

Transfer Tankers

- Draining oil from a large displacement engine and getting it to your bulk storage container is a snap with OTC's Transfer Tankers.
- Used oil is collected in a reservoir, and then rolls smoothly on 4" free-wheeling casters to your storage location.
- Pump moves five gallons a minute through the 8-foot transfer hose to the a 15-gallon reservoir.
- Handle is removable for easy storage.
- Screen attached to reservoir allows assembly to be stored on its side.
- Can also be used for transferring antifreeze.

5077 – Low profile Transfer Tanker is only 7-1/2" from floor to top of reservoir. Comes equipped with an electric pump (No. 528093).

5097 – Low profile Transfer Tanker is only 7-1/2" from floor to top of reservoir. Comes equipped with a pneumatic pump (No. 529966).



1577
Low Profile Fluid Receiver

- Designed for receiving waste fluid during a wide range of repair jobs.
- Fluid capacity: 7.5 gallons.
- Constructed of polyethylene plastic for heavy-duty use—yet, only weighs 13 pounds.
- Low profile, only 5" high, it easily slides under passenger cars.
- Designed with four casters to provide efficient maneuverability.
- Suitable for cooling system repair jobs—can be used for antifreeze.
- Includes splash screen to prevent spillage and splashing.
- Two-year warranty.



5180 10-Ton Portable Hydraulic C-Frame Press

- Weighing less than 28 lbs, this durable press is portable for various applications, i.e., roadside maintenance services, industrial applications, marine, general automotive.
- For clamping, pressing and bending. Ideal for welding and metal fabrication.
- 9" Open-Throat® design.
- Couples to any 4- or 10-ton Porta Power pump.
- The base can be assembled to position the press either vertically or horizontally and can also be mounted to a bench.

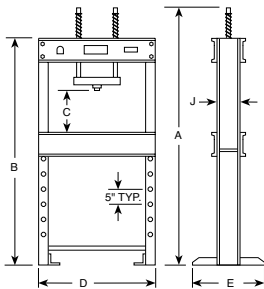
Set includes: C-Frame press with base, adapters: V-pushing and ram pushing (9/16" and 3/4" dia. shanks), receiving insert, flat insert, storage case.



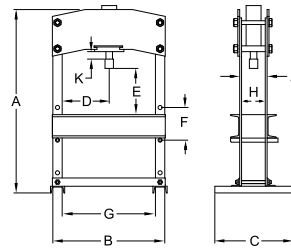
A	B	C	D	E	F	G	H
21-1/4"	13-3/4"	9"	8-1/2"	2-1/2"	1-1/2"	4"	4-1/4"

Hydraulic Bottle Jack Presses

- All bottle jacks have an overload valve built into them.
- 1823A** – 12-ton capacity press with a OTC bottle jack. Stroke 6-1/4", 19 pump stroke to extend piston 1 inch. Height with screw extension 19".
- 1824A** – 20-ton capacity press with a OTC bottle jack. Stroke 7-1/2", 30 pump stroke to extend piston 1 inch. Height with screw extension 20-1/2".



OTC No.	A	B	C	D	E	J
1823	84-1/2"	72"	2" – 42"	28-3/4"	28"	4-3/8"
1824	85-7/8"	72"	2" – 37"	37-1/2"	28"	7-3/8"


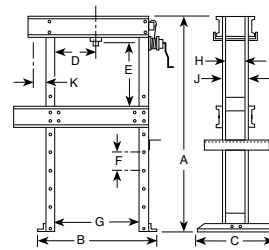


5230 16-1/2 Ton Capacity Bench Press

This innovative press integrates all the hydraulic elements within the chassis. The compact and functional design saves workshop space and ensures protection during transport.

- Bolster is adjustable for height.
- Automatic spring return piston.
- Pressure gauge with damper to extend its working life– positioned at eye level for easy reading.
- Includes set of two V-blocks and legs with bolt-holes for fixing to bench.

A	B	C	D	E	F	G	H	J	K
37"	16-1/2"	23-7/8"	9-1/2"	5-7/8"–17-5/8"	6"	19-5/8"	4-3/4"	5-1/2"	3"



1825 17-1/2 Ton Capacity Heavy-Duty "Open Throat" Press

- Ram head moves side to side for off-center pressing; ram-to-work distance is adjusted by a forcing screw that is extended or retracted by a speed crank.
- "Open-throat" frame extensions make handling of bulky jobs possible outside of the press frame.
- This press does not have a lifting mechanism. If a lifting mechanism is needed, order 211407.
- Covered by OTC Lifetime Marathon Warranty®.
- Has No. 201832 hydraulic ram with 2" stroke, No. 4002 hydraulic hand pump, No. 9650 gauge, No. 9767 hose, adjusting screw, speed crank, ram cap, and pump mounting bracket.

211407 – 17-1/2 ton winch kit.

A	B	C	D	E	F	G	H	J	K	Floor Space
64"	28"	28"	17-7/8"	34-7/8"	3-3/8"	20"	4-1/4"	5"	4-3/8"	28" x 28"



25-Ton Capacity Heavy-Duty "Open Throat" Press

- "Open throat" feature enables ram to be positioned outside of press frame for fast axle bearing removal and installation, as well as other tasks. Rugged press is covered by OTC Lifetime Marathon Warranty.
- Press bed is raised or lowered with a hand crank, and a spring-return hydraulic ram is laterally adjustable for off-center work at full capacity.

1826 – 25-ton press. Includes No. 4016 hydraulic hand pump; No. 52025 hydraulic ram with 14" stroke; No. 9652 gauge; No. 303563 hose (3/8" ID x 8"); and pump mounting bracket.

1826A – 25-ton press. Includes No. 4020 air/hydraulic pump; equipped the same as 1826.

A	B	C	D	E	F	G	H	J	K	Floor Space
68"	43"	28"	3"-29"	6-7/8"-4-3/8"	4-1/2"	32"	5-1/2"	6-1/2"	7"	28" x 25-1/4"

*Lateral head movement. Frame shipped assembled.



55-Ton Capacity Economy Shop Presses

- Durable steel frame resists buckling and bending. Covered by OTC Lifetime Marathon Warranty.
- Hand-operated winch and cable mechanism adjusts lower press bolster.

1850 – 55-ton press. Includes No. 52457 hydraulic ram with 6-1/4" stroke; No. 4016 hydraulic hand pump; No. 9651 gauge; No. 9767 hose (1/4" ID x 6"); and pump mounting bracket.

1851 – 55-ton press. Includes No. 52457 hydraulic ram with 6-1/4" stroke; No. 4020 air/hydraulic pump; No. 9651 gauge; No. 9767 hose (1/4" ID x 6"); and pump mounting bracket.

A	B	C	E	F	G	H	J	Floor Space
70-3/4"	47-1/2"	28"	6-1/8"-41-1/8"	5"	35"	7-1/16"	10"	55-1/2" x 28"



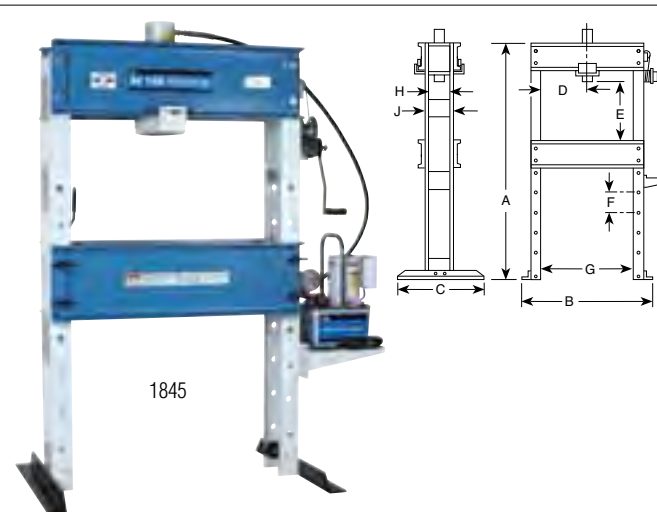
25-Ton Capacity Shop Presses

- Tough, economical press is ideal for pressing rear axle bearings, piston pins, and much more.
- Large 30" x 46" work area under ram makes positioning of even bulky work easy. Press bed is easily raised and lowered by a dependable lifting mechanism. Choice of model with hand- or air-driven hydraulic pump.

1833 – 25-ton press, complete with No. 4002 hydraulic hand pump; No. 9652 gauge; No. 24815 tee; No. 9767 hose (1/4" ID x 6"); hydraulic ram No. 51426 with 6-1/4" stroke; and 42733-WH2 pump mounting bracket.

1834 – 25-ton press, complete with air-driven No. 4020 air/hydraulic pump; No. 9652 gauge; No. 24815 tee; No. 9768 hose (1/4" ID x 8") and hydraulic ram with 6-1/4" stroke.

A	B	C	E	F	G	H	J	Floor Space
69-1/2"	40-1/2"	28"	5-3/4"-46"	4"	30"	5-1/2"	6-1/2"	41-1/2" x 28"



55-Ton Capacity Heavy-Duty Presses

- Side-to-side positioning of ram allows full capacity pressing along entire bolster length without buckling or bending. Covered by OTC Lifetime Marathon Warranty.
- Hydraulic ram features 13" of stroke. Choice of hydraulic power units.

1845 – 55-ton press. Includes single-acting ram No. 52380 with 13" stroke; No. 4044 electric/hydraulic pump; No. 9651 gauge; No. 303563 hose (3/8" ID x 8"); and pump mounting bracket.

1846A – Same as No. 1845 except has No. 4016 hydraulic hand pump and single acting ram No. 65458 with 10-1/8" stroke.

1847 – Same as No. 1845 except has a No. 4022 air/hydraulic pump and a No. 9781 hose (3/8" ID x 10').

1872 – 55-ton press. Includes double-acting ram No. 51682 with 13" stroke; No. 4046 electric/hydraulic pump; No. 9651 gauge; No. 36887 hoses; and pump mounting bracket.

A	B	C	D	E	F	G	H	J	Floor Space
72"	48-1/2"	36"	3-1/4"-32-3/4"	6"-42"	6"	36"	6-3/4"	8"	56-1/2" x 36"

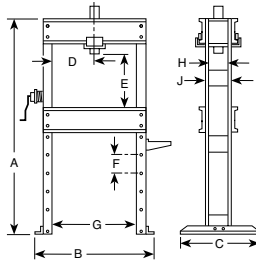
*Lateral head movement.



100-Ton Capacity Economy Shop Press

- Large 35" opening between press uprights allows easy handling of large gears, shafts, sprockets, and other components serviced in truck, construction, and agricultural equipment shops. Covered by OTC Lifetime Marathon Warranty®.
- Hand-operated winch and cable mechanism gives operator precise control in adjustment of lower press bolster to any height.

1854 – 100-ton press. Includes hydraulic ram No. 52434 with 10" stroke; No. 4044 electric/hydraulic pump; No. 9651 gauge; No. 9768 hose (1/4" ID x 8"); and pump mounting bracket.



1854

A	B	C	D	E	F	G	H	J	Floor Space
86-5/8"	47-1/2"	28"	17-1/2"	9-5/8"-49-5/8"	8"	35"	6-3/8"	10"	55-1/2" x 28"



100- and 150-Ton Capacity Roll-Bed® Shop Presses

- Lower press bed rolls out smoothly for easy loading and unloading of heavy work using an overhead lifting device.
- Movable ram head and remote pump control, combined with large, open work area, allow operator to easily view work from any side during the pressing operation.
- Heavy-duty, cold-rolled steel construction ensures durability to withstand loads of full-rated capacity.
- Covered by OTC Lifetime Marathon Warranty®.

1865 – 100-ton press. Includes double-acting ram with 13" stroke; No. 61217 three-phase, 220V, 3450 rpm electric/hydraulic pump; No. 9651 gauge; No. 9669 hoses; and pump mounting bracket.

1865P – Same as No. 1865 except with No. 4064 Vanguard 2-stage hydraulic pump with 3-position/4-way valve and 6 ft. remote motor control (115V).

1866 – 150-ton press. Includes double-acting ram with 13" stroke; No. 61217 3-phase, 220V, 3450 rpm electric/hydraulic pump; No. 9651 gauge; No. 9770 hoses; and pump mounting bracket..



1857



1858

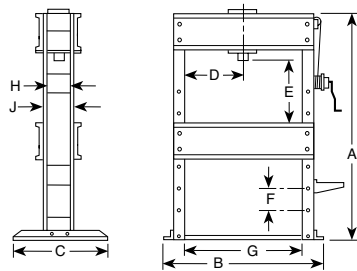
100-Ton Capacity Heavy-Duty Shop Presses

- Wide open uprights allow easy positioning of bars and shafts for straightening or bending.
- Upper bolster can be lowered for convenient positioning during repetitive jobs.
- Ram head glides smoothly on rollers for easy horizontal adjustments; rugged press frame will withstand a full capacity load with the ram head in any position across the upper bolster.
- Covered by OTC Lifetime Marathon Warranty®.

1857 – 100-ton press. Includes single-acting No. 52434 ram with 10" stroke; No. 4008 hydraulic hand pump; No. 9651 gauge; No. 9781 hose (3/8" ID x 10"); and pump mounting bracket.

1858 – Same as No. 1857, except has double-acting No. 51683 ram with 13" stroke; No. 61217 3-phase, 220V, 3450 rpm electric/hydraulic pump; and two No. 9769 hoses.

1858-1P – Same as No. 1858, except it has a No. 4064 2-stage, 1-phase hydraulic pump.



A	B	C	D	E	F	G	H	J	Floor Space
77-1/4"	64"	36"	7"-43"	2"-42"	8"	50"	8"	10"	36" x 78-1/4"

*Lateral head movement. Frame shipped assembled.

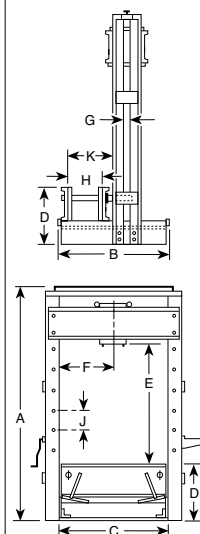
150-Ton Capacity Heavy-Duty Shop Press

1868 – 150-ton press. Includes double-acting ram with 13" stroke; No. 61217 3-phase, 220V, 3450 rpm electric/hydraulic pump; No. 9651 gauge; No. 9769 hoses; and pump mounting bracket.

A	B	C	D	E	F	G	H	J	Floor Space
90"	71"	44"	11"-39"	9"-43-1/4"	11"	50"	12-1/2"	15"	44" x 71"

*Lateral head movement. Frame shipped assembled.


	1865 1865P	1866
A	112-5/8"	123-1/4"
B	64-1/2"	68-1/4"
C	50-1/2"	51-1/4"
D	27"	30"
E	12"-60"	9"-64"
F*	14-1/2"-36"	3-7/8"-37-3/8"
G	3"	3"
H	4-27-1/2"	4-27-1/2"
J	8"	11"
K	36-1/2"	37-1/4"



Floor space 36" x 78-1/4."


*Lateral head movement. Frame shipped assembled.





Accessory Set for Bottle Jack Presses

- 1879** – Accessory set for 12-ton and 20-ton bottle jack presses. Includes;
- 1890** – 9" long V-block set;
- 215703** – 1-1/2" dia. V-pushing adapter;
- 309119** – 3/4" dia. pushing adapter;
- 309120** – 1" dia. pushing adapter.




**1881
25-Ton Press Accessory Set**

- Adapters and accessories attach to ram's forcing screw or are used on press bed to support work.
- Set includes:**
- 1124** – Bearing pulling attachment;
- 34510** – Ram pushing adapter with 3/4" dia. shank;
- 34511** – ram pushing adapter with 1" dia. shank;
- 34807** – V-pushing adapter;
- 1891** – 11-1/2" long V-blocks (pr.);
- 28229** – Ram forcing cap;
- 38953** – Threaded adapter.




Accessories for 100-Ton Capacity Presses

- 50392** – Straightening fixtures (pr.).
- 1893** – V-blocks, 14" long (pr.).
- 21332** – Pushing adapter (must be used with reducing adapter).
- 36469** – V-pushing adapter (must be used with reducing adapter).
- 43563** – Reducing adapter (for double-acting ram).
- 43562** – Reducing adapter (for single-acting ram, not pictured).



**1880
17-1/2-Ton Press Accessory Set**

- Adapters and accessories attach to ram's forcing screw or are used on press bed to support work.
- Set includes:**
- 1123** – Bearing pulling attachment.
- 201923** – Ram pushing adapter with a 1/2" dia. shank.
- 201454** – Ram pushing adapter with a 3/4" dia. shank.
- 34806** – V-pushing adapter.
- 1890** – V-blocks (pair).




25-Ton Press Accessory Sets

- 8075** – Step plate adapter set.
- 8076** – Step plate adapter set.
- 1889** – V-throat press plate. Dimensions are 11-5/8" x 14-1/2" and 3/4" thick.
- Note: See page 117 for sizes of step plate adapters in sets.




**Accessories for
150-ton Capacity Shop Presses**

- 44458** – Pushing adapter with 2-1/4" dia. shank.
- 44457** – V-pushing adapter.




17-1/2 Ton Press Accessory Sets

- 8075** – Step plate adapter set.
- 8076** – Step plate adapter set.
- 1888** – V-throat press plate. Dimensions are 9-1/4" x 10" and 3/4" thick.
- Note: See page 117 for sizes of step plate adapters in sets.



**1882
55-Ton Press Accessory Set**

- Accessories attach to ram's forcing screw or support work on press bed.
- Set includes:**
- 1126** – Bearing pulling attachment;
- 34755** – Ram pushing adapter with 1" dia. shank;
- 34756** – Ram pushing adapter with 1-1/4" dia. shank;
- 34808** – V-pushing adapter;
- 1892** – 14" long V-blocks (pr.);
- 28230** – Ram forcing cap;
- 37368** – Threaded adapter – for single acting only.
- 38954** – For 1872 double acting press.



**1899
10-Ton Capacity Press Accessory Set**

- Adapters and accessories are attached to the ram's forcing screw or used on the press bed to support the work. Set includes:
- 201923** – Ram pushing adapter with a 1/2" dia. shank.
- 201454** – Ram pushing adapter with a 3/4" dia. shank.
- 34806** – V-pushing adapter.
- 1890** – V-blocks (pair).
- 38597** – Adapter.

OTC 9300 Stinger Series Bottle Jacks give you lifting range from 2 to 50 tons.

- Forged base and cylinder to ensure strength and eliminate leaks.
- Chromed pump piston and ram for additional rust resistance.
- In-line design for increased ease of use in positioning and operation.
- Includes free seal kit with each unit to extend product life.
- ANSI/PALD compliant.



OTC 9300 Stinger Series Bottle Jacks

Cap. (tons)	Stroke	OTC No.	Retracted Height min.	Length of Screw Extension	Height with Screw Extension	Pump Strokes to Extend Piston One Inch	Saddle Dia.	Base Size	Carry Handle	Weight
2	4-5/8"	9302	7"	2-3/8"	14"	8	13/16"	4-5/16" x 2-9/16"	No	5 lbs.
3	4-1/2"	9303	7-1/2"	2-9/16"	14-9/16"	13	15/16"	4-9/16" x 2 7/8"	No	6.2 lbs.
5	4-13/16"	9305	7-13/16"	3"	15-5/8"	20	1-1/8"	5-3/16" x 3"	No	8.4 lbs.
8	4-15/16"	9308	7-13/16"	3"	15-3/4"	21	1-3/8"	6" x 3-9/16"	No	12.6 lbs.
12	6"	9312	9-3/8"	3-1/4"	18-5/8"	21	1-3/4"	6-9/16" x 4-3/16"	Yes	17.4 lbs.
12	3-11/16"	9314	7-1/16"	2-7/8"	13-5/8"	21	1-3/4"	6-9/16" x 4-3/16"	Yes	15.1 lbs.
20	6-7/8"	9320	10-5/8"	2-15/16"	20-7/16"	28	2-1/8"	7" x 4-11/16"	Yes	27.2 lbs.
20	3-7/16"	9322	7-3/16"	1-11/16"	12-5/16"	25	2-1/8"	7" x 4-11/16"	Yes	20.9 lbs.
30	6-5/8"	9330	11"	N/A	17-5/8"	41	2-1/2"	7-11/16" x 6"	Yes	41 lbs.
50	7-3/16"	9350	11-3/4"	N/A	18-15/16"	74	2-1/2"	8-11/16" x 7"	Yes	76.5 lbs.



5221



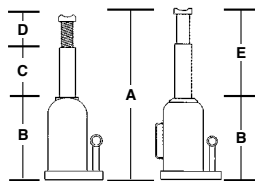
5213



5213T

Bottle Jacks

- Base, pressure cylinder, and oil reservoir form one internal part, which results in a stronger jack.
- Piston never contacts cylinder, so pressure will be absorbed and not damage jack if vehicle tilts.
- The No. 5213T is telescopic, allowing for very low initial height with high lifting.



Bottle Jack Dimensions

No.	A	B	C	D	E
5213	17-3/4"	8-7/8"	5-7/8"	2-15/16"	-
5221	18-1/16"	9-1/4"	5-7/8"	2-15/16"	-
5213T	22-1/2"	9-5/8"	-	-	12-13/16"

5213 – 12-Ton Bottle Jack.

5221 – 20-Ton Bottle Jack.

5213T – 12-Ton Telescopic Bottle Jack.



4313C



4321C

Air/Hydraulic Bottle Jacks

- Operate manually or pneumatically, 100 PSI minimum air pressure required.

4313C – 12-ton air-assist bottle jack; lift range 9-1/2" to 18-3/8", stroke 6-1/8".

4321C – 20-ton air-assist bottle jack; lift range 9-7/16" to 17-11/16", stroke 5-7/8".

No.	Cap.	Min. Height	Max. Height	Stroke	Screw/Adapter	Air pressure	Base Area
4313C	12	9-1/2"	18-3/8"	6-1/8"	2-3/4"	100-200 psi	6-3/8" x 7-5/8"
4321C	20	9-7/16"	17-11/16"	5-7/8"	2-5/16"	100-200 psi	8-1/32" x 7-1/16"





Stinger Series 4- and 10-Ton Collision Repair Sets

- Very competitively priced, yet high quality sets include single-speed hydraulic hand pump, hose, and ram.
- Components snap together for quick setups to apply pushing, spreading, or pulling force.
- Components include: hydraulic pump, hose, and ram; ram flat base; extension tubes (4); 1/2-ton spreader; tube coupling; ram toe; wedge head; serrated saddle; flex head; plunger toe; 90° wedge head; storage case. The case for the 10-ton set has wheels for mobility.

1513B – 4-ton collision repair set. Has single speed hydraulic hand pump and ram with 4" stroke.

1515B – 10-ton collision repair set. Has single speed hydraulic hand pump and ram with 6" stroke.



OTC Series 4- and 10-Ton Collision Repair Sets

- We've matched our OTC hydraulics with versatile tooling.
- Components snap together, permitting you to apply pushing, spreading.
- Components include: hydraulic pump, hose, and ram; ram flat base; 1/2-ton hydraulic spreader; extension tubes (4); tube coupling; ram toe; wedge head; serrated saddle; flex head; plunger toe; 90° wedge head; storage case. The case for the 10-ton set has wheels for mobility.

1517A – 4-ton collision repair set. Has single speed hydraulic hand pump (4000) and ram (4082B) with 5" stroke.

1519A – 10-ton collision repair set. Has two-speed hydraulic hand pump (4002) and ram (4083B) with 6-1/8" stroke.

504888 – Replacement quick coupler (external).

504889 – Replacement quick coupler (internal).



**5086
10-Ton Collision Repair Set**

- Exert hydraulic force just where it's needed to lift, spread, bend, or straighten. Handles the high-force jobs you face daily in trailer maintenance or other applications.
- Includes reliable components including 10-ton, 10-1/8" stroke hydraulic ram; air/hydraulic pumping unit; hydraulic hose; four snap-together extension tubes; extension tube coupling; serrated saddle; flat base; 90° wedge head; flex head; storage case.
- All set components are covered by OTC Lifetime Marathon Warranty®.



Hydraulic Spreaders

Included as standard equipment with our collision sets, these versatile hydraulic spreader tools are also available individually. Ideal for removing dents and creases, performing straightening jobs, or for use as a clamp. Makes working in tight spots easy.

- Maximum spread is 3-1/4".

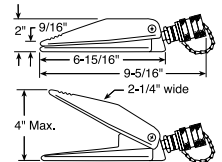
9101B – 1/2-ton spreader with 1/4" NPT ram half coupler.

9102 – 1/2-ton spreader with 3/8" NPT ram half coupler.



**4085
1-ton Capacity
Hydraulic Spreader**

This hydraulic spreader is rated at a full 1-ton capacity at 10,000 PSI and that's enough for a wide variety of jobs. Working in tight spots is no problem—it needs only a 9/16" clearance to engage the jaws. With a big 4" spread,



it's ready for a variety of applications: straightening work, removing dents and creases from sheet metal, or as a clamp. The device's spring-return jaws are made of high-strength alloy steel. It can be dead-ended at 4" spread under full load. Ideally suited to work with No. 4012 hand pump (not included).



9110B

9104B

Hydraulic Rams for Collision Repair Sets

These premium quality rams are designed for long, trouble-free service. Backed by a two-year warranty, they feature a special piston rod that permits their use with the snap-together components of OTC Stinger's new collision repair sets, or with most similar competitive products.

9104B – 4-ton ram with 4" stroke and special piston rod end designed to fit most collision repair set components..

9110B – 10-ton ram with 6" stroke and special piston rod end designed to fit most collision repair set components.

Specifications	9104B	9110B
Min. height	10-3/8"	15"
Max. height	14-3/8"	21"
Spring return	Yes	Yes
Rod end dia.	.874"	1.310"
Max. operating. Pressure	8,950	8,950
Oil cap. (cu. in.)	4.97	13.69
Oil port	1/4" NPT	1/4" NPT



4083B

4082A

Hydraulic Rams for Collision Repair Sets

These premium quality rams are designed for long, trouble-free service. Backed by a life-time warranty, they are ideal replacements for worn-out, leaky rams. They feature a special piston rod that permits their use with the snap-together components of OTC's collision repair sets, or with most similar competitive products.

4082A – 4-ton ram with 5" stroke and special piston rod end designed to fit most collision repair set components.

4083B – 10-ton ram with 6-1/8" stroke and special piston rod end designed to fit most collision repair set components.

Specifications	4082A	4083B
Min. height	10-7/8"	14-5/8"
Max. height	15-7/8"	20-3/4"
Spring return	Yes	Yes
Rod end dia.	.874"	1.310"
Max. operating. Pressure	8,950	8,950
Oil cap. (cu. in.)	4.97	13.69
Oil port	1/4" NPT	3/8" NPT




4002

Single-Speed Hydraulic Hand Pump

This single-speed pump is ideal for single-acting rams. Developing up to 10,000 psi operating pressure, the pump operates horizontally or vertically in the "head down" position. Fingertip control provides instant release or pumping action. Has a built-in safety overload valve. Ideal for use with OTC single-acting rams, or similar competitors' rams.

Specifications	4002
Max. operating pressure	10,000 psi
Volume per stroke	160 cu. in.
Reservoir capacity	45 cu. in.
Oil port	3/8" NPT



4004

2-Speed Hydraulic Hand Pump

Use with single-acting hydraulic rams. Rugged all-metal construction. Maximum handle effort is 90 lbs. Two-speed action provides rapid approach of ram piston to the work. An appropriate and economical power source for applications in which 20 cu. in. of usable oil is adequate.

Specifications	4004
Max. operating pressure	10,000 psi
Volume per stroke (first stage)	.305 cu. in.
Volume per stroke (second stage)	.091 cu. in.
Reservoir capacity	24.4 cu. in.
Oil port	3/8" NPT



9106B

9107B

Single-Speed Hydraulic Hand Pumps

These single-speed pumps are ideal for single-acting rams. Developing up to 10,000 psi operating pressure, the pumps operate horizontally or vertically in the "head down" position. Finger tip control provides instant release or pumping action. Has a built-in safety overload valve. Ideal for use with OTC Stinger single-acting rams, or similar competitive rams.

9106B – Hand pump only.

9107B – Hand pump only.

Specifications	9106B	9107B
Max. operating pressure	10,000 psi	10,000 psi
Volume per stroke	0.17 cu. in.	0.17 cu. in.
Reservoir capacity	18 cu. in.	30 cu. in.
Oil port	1/4" NPT	1/4" NPT

4042

Hydraulic Ram, Pump, and Hose Set

This versatile set is usable in a wide variety of hydraulic power applications. Combines our No. 4026 air/hydraulic power unit, hose, and hose half coupler with the No. 4105 10-ton hydraulic ram with 10-1/8" stroke. Ram has threaded collar, internal base threads, and threaded piston rod end for mounting adaptability.



4026

Air/Hydraulic Power Unit

Features a heavy-duty, one-piece, aluminum body for durability and light weight. A perfect replacement pump for body and frame straightening equipment. Performs in either vertical or horizontal positions. Has a time-tested motor design. All internal moving parts are constructed of metal, not plastic! Unique external relief valve ensures damage-free operation should oil reservoir be overfilled. Internal vent eliminates external oil leakage. Rotary-style pressure release provides superior operator control. Carries OTC's unsurpassed Lifetime Marathon Warranty®.



Specifications	4026
Oil delivery	10 cu. in. of oil @ 9,500 psi
Reservoir capacity	39 cu. in. (34 cu. in. usable)
Internal relief setting	10,000 PSI
Air operating pressure	40-120 PSI
Dimensions	16-15/16" L x 6-3/8" H x 5-5/8" W



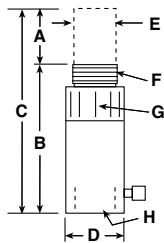
Automotive-Style Quick Couplers

Precision designed and built for high pressures. Permits disconnecting hose without loss of oil.

- Ideal for use in body shop equipment applications.
 - Works with OTC No. 1515B and 1513B collision repair sets.
- 9195** – Complete quick coupler, 1/4" NPT.
9196 – Complete quick coupler, 3/8" NPT.

Single-Acting, Spring-Return Rams

Available in capacities of 5 to 100 tons and for maximum working pressures up to 10,000 PSI; 2 to 1 safety factor on material yield; designed and tested to meet ANSI B30.1. Standard stroke lengths of 5/8" to 14-1/4", these compact rams require a minimum of mounting space. Several of the rams feature threaded ram collars and internal base threads to simplify mounting. Also, some of the models have threaded piston rod ends. OTC's design ensures positive, leak-resistant sealing throughout all pressure ranges, yet full piston return characteristics are maintained. Additional bearing surface has been designed into these units, to effectively resist the punishing stress exerted by off-center loads. Depending on capacity, these rams can handle a variety of bending and straightening jobs, construction maintenance applications, pressing operations, body and frame straightening, and rear housing and axle correction.



OTC No.	Capacity in Tons	Stroke "A"	Oil Cap. (cu. in.)	Effective Ram Area (sq. in.)	Tons at 10,000 PSI	Spring Return	Height		Piston Protrusion at Collapsed Height	Diameter		Piston Thread (N.P.T.) "F"	Collar Thread (Straight) "G"	Internal Base Thread (N.P.S.M.) "H"	Wt. (lbs./oz.)
							Collapsed "B"	Extended "C"		"D"	"E"				
SINGLE-ACTING, SPRING-RETURN RAMS															
4100	5	3"	3.0	.994	4.97	No	5-11/16"	† 8-11/16"	1/4"	1-1/2"	7/8"	None	None	None	3 / 5
4101	5	5-1/4"	5.2	.994	4.97	Yes	10-1/2"	15-3/4"	1-1/8"	1-1/2"	1-1/16"	3/4"	1-1/2"-16	3/4"-14	5
4108	5	5/8"	.62	.994	4.97	Yes	1-5/8"	2-1/4"	1/8"	2-9/16" x 1-5/8"	5/8"	None	None	None	2 / 5
4103	10	2-1/8"	4.8	2.236	11.2	Yes	5-9/16"	7-11/16"	1-1/16"	2-1/4"	1-5/8"	1-1/4"	2-1/4"-14	None	5 / 14
4104	10	6-1/8"	13.9	2.236	11.2	Yes	11-1/2"	17-5/8"	1-1/16"	2-1/4"	1-5/8"	1-1/4"	2-1/4"-14	1-1/4"-11-1/2	11 / 10
4105	10	10-1/8"	22.9	2.236	11.2	Yes	15-1/2"	25-7/8"	1-1/16"	2-1/4"	1-5/8"	1-1/4"	2-1/4"-14	1-1/4"-11-1/2	14 / 13
4106	25	6-1/4"	32.2	5.157	25.8	Yes	13-3/8"	19-5/8"	1-7/8"	3-3/8"	2-3/8"	2"	3-5/16"-12	2"-11-1/2	26
4107	25	14-1/4"	73.5	5.157	25.8	Yes	21-3/8"	35-5/8"	1-7/8"	3-3/8"	2-3/8"	2"	3-5/16"-12	2"-11-1/2	42 / 10
4110	55	6-1/4"	69.0	11.04	55.2	Yes	11-1/8"	17-3/8"	1/8"	5"	3-1/8"	None	None	None	60
4115	100	6-5/8"	137.0	20.62	103.1	Yes	13-1/4"	19-7/8"	1/8"	6-1/4"	4-1/8"	None	None	None	105
ALUMINUM RAMS (See listing on page 218)															
4111	55	6-1/8"	67.6	11.04	55.2	Yes	10-3/4"	16-7/8"	1/4"	5-1/4"	3-1/8"	None	None	None	25 / 10
4116	100	6-1/4"	129.0	20.62	103.1	Yes	11-3/4"	18"	1/8"	7-3/8"	4-1/8"	None	None	None	64

† No. 4100 has a piston "screw-extension" (1-1/2"), which will extend the maximum height to 10". See ram accessories listed on the next page. These accessories thread onto the ram's piston rod end, collar, or into the ram base. All rams include No. 9796 3/8" NPTF half coupler; oil port threads are 3/8" NPTF.



Single-Acting Ram Accessories

These versatile attachments let you "harness" OTC hydraulic force and put it to work exactly where it's needed to handle various maintenance tasks. Accessories thread onto the ram's piston rod end or into the ram base.


Use with 10-ton hydraulic rams, Nos. 4103, 4104, and 4105

Item	No.	Description
A	32325*	Ram flat base
B	31772	Serrated saddle
C	24016	Smooth saddle
D	25664*	Threaded tube coupling
E	38909	10" Extension tube

* NOTE: 32325 and 25664 cannot be used on No. 4103 hydraulic ram.

Use with 25-ton hydraulic rams, Nos. 4106 and 4107

Item	No.	Description
F	25653	Ram flat base
G	31776	Serrated saddle with coupling



55- and 100-Ton Aluminum Rams


Get the strength of a steel ram but about half the weight. Easily carry these single-acting, spring-return rams around the garage, shop, or into the field for on-the-vehicle repairs. They are ideal for truck axle correction, trailer frame straightening, general vehicle maintenance, and heavy-duty lifting.

4111 – 55-ton aluminum ram. 6-1/8" stroke.

4116 – 100-ton aluminum ram. 6-1/4" stroke.

Ram Base

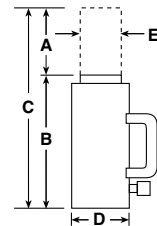
208406 – Ram base. Attaches directly to bottom of ram by means of two 3/8"-16 screws, included. Serrated base provides extra support and stability. 7" square. For use on 55-ton ram only.



4111



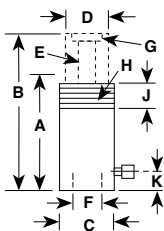
4116



NOTE: See chart on page 217 for specifications.

Spring-Return Hollow Center Hydraulic Rams

Ideal for push/pull applications found in off-highway, construction, mining, and other industries where heavy equipment is maintained. Center hole permits extending screws, cables, etc., straight through the ram for versatility of application. Rams withstand full "dead-end" loads. Chrome-plated piston rods resist wear, and superior packings and seals provide high cycle life without leakage. Piston head inserts are interchangeable for versatility, and tapped base mounting holes provide easy installation in fixed applications.



4139

4132

4140

For Use With	Head Inserts	
	Threaded Insert No.	Inside Dia. of Plain Insert *
4131	28632 3/4"-16 **	49/64"
4132	28612 1"-8 **	1-3/64"
4139	38904 1-1/4"-7 **	1-19/64"
4140	34251 1-5/8"-5-1/2 **	2-1/8"

* Plain insert comes standard with rams.
** Internal thread size.

Cylinder Cap. (tons)	Stroke (in.)	OTC No.	A Re-Tracted Height (in.)	B Extended Height (in.)	C Outside Dia. (in.)	D Piston Rod Dia. (in.)	E Center Hole Dia. (in.)	F Inches Between Base Holes	G Insert Thread Size (in.)	H Collar Thread (in.)	J Thread Length (in.)	Oil Cap. (cu. in.)	Int. Press. at Cap. (PSI)	Tons at 10,000 PSI	Base to Inlet Port (in.)	K Mounting Holes (in.)	Base Cyl. Eff. Area (sq. in.)	Prod. Wt. (lbs.)
10	2-1/2	4131	5-5/16	7-13/16	3	2-1/16	49/64	2-3/8	1-3/4-12	None	None	5.52	9,054	11	1	1/4-20	2.21	9
20	3	4132	6-1/8	8-1/8	3-7/8	2-1/8	1-5/64	3-1/4	1-9/16-16	None	None	9.45	8,466	23.6	1	3/8-16	4.72	20.0
30	2-1/2	4139	6-1/4	8-3/4	4-3/4	3-1/4	1-19/64	3-5/8	2-3/4-12	4-3/4-12	1-1/2	15.85	9,457	31.7	1-5/32	7/16-20	6.34	25.6
60	6	4140	12-1/4	18-1/4	6-1/4	3-19/32	2-1/8	5-1/8	3-12	6-1/4-12	2-1/2	73.86	9,750	61.6	1	1/2-13	12.31	78

Center-Hole, Power Twin Rams

In capacities of 17-1/2, 30, 50, and 100 tons and for operating pressures up to 10,000 PSI; use these rams on Grip-O-Matic® pullers, Push-Pullers, and shop presses.

OTC's center-hole rams are ideal for jobs that require a great deal of force and a relatively short stroke. Compared to the force it develops, each center-hole Power Twin ram is lightweight, compact, and easy to handle, permitting its use in confined quarters. Center-hole feature permits extending jacking screws, cables, puller screws, etc., straight through the ram.

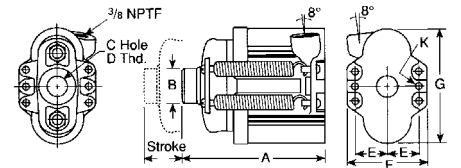
Quick change inserts

For added job versatility, Power Twin rams also feature a basic head which allows the operator to change from a tapped hole to a plain hole by merely changing the head insert (held in place by a socket-head set screw). In certain applications, the use of a plain insert is desired, since it permits using a speed nut for necessary readjustment after the ram has been extended, rather than turning the screw with a speed crank.

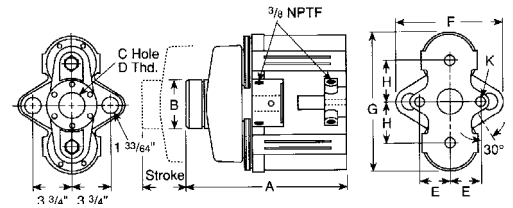


Quick change inserts.
See accessory chart below.

DIMENSIONS FOR REFERENCE ONLY



Single-Acting, Spring-Return Rams




Double-Acting Ram

- 4120** – 17-1/2-ton Power Twin single-acting hydraulic ram. Complete with No. 21669 threaded ram head insert, ram attaching screws, and No. 9796 ram half coupler.
- 4121** – 30-ton Power Twin single-acting hydraulic ram. Complete with No. 21873 threaded ram head insert, ram attaching screws, and No. 9796 ram half coupler.
- 4122** – 50-ton Power Twin single-acting hydraulic ram. Complete with No. 22274 threaded ram head insert, ram attaching screws, and No. 9796 ram half coupler.
- 4130** – 100-ton Power Twin double-acting hydraulic ram. Complete with No. 24197 threaded ram head insert and two No. 9796 ram half couplers.

OTC No.	Capacity (tons)			Oil Capacity	Eff. Area (sq. in.)	Internal PSI at Capacity	A	B	C	D	E	F	G	H	J	K
	Push	Pull	Stroke													
4120	17-1/2	–	2"	7.06	3.53	10,000	6-7/8"	1-3/4"	1-1/16"	1"-8	1-1/2"	3-3/4"	5-3/4"	–	–	11/32"
4121	30	–	2-1/2"	15.7	6.28	10,000	8-7/16"	2-1/4"	1-19/64"	1-1/4"-7	1-13/16"	4-1/2"	7-1/2"	–	–	15/32"
4122	50	–	3"	29.4	9.81	10,000	10-9/16"	2-7/8"	1-43/64"	1-5/8"-5-1/2	2-3/8"	5-7/8"	9-3/8"	–	–	21/32"
4130	100	5	4-7/8"	93.8	19.24*	10,000	15-1/8"	4-3/4"	2-9/16"	2-1/2"-8	2-7/8"	10-1/8"	13-1/4"	4"	3/4"-16	25/32"

* Push side only. Passes ANSI B30.1 Static and Dynamic Tests.

Power Twin Ram Accessories

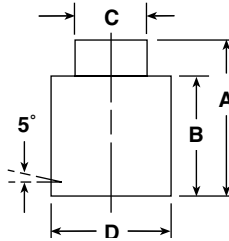


Description	17-1/2 Ton	30-Ton	50-Ton	100-Ton
Speed crank	24814	27198	29595	303785
Speed nut	302482 1"-8 thread	302483 1-1/4"-7 thread	33439 1-5/8"-5-1/2 thread	34136 2-1/2"-8 thread
Adjusting screw	32118 1"-8 thread, 20" long	34758 1-1/4"-7 thread, 24" long	32698 1-5/8"-5-1/2 thread, 30" long	32699 2-1/2"-8 thread, 36" long
Threaded insert	21669 1"-8 thread	21873 1-1/4"-7 thread	22274 1-5/8"-5-1/2 thread	24197 2-1/2"-8 thread
Plain-hole insert	21714 1-1/16" dia. hole	21872 1-5/16" dia. hole	22275 1-11/16" dia. hole	24196 2-9/16" dia. hole
Pushing adapter	201923 1"-8 thread, 1/2" dia. shank	34510 1-1/4"-7 thread, 3/4" dia. shank	34755 1-5/8"-5-1/2 thread, 1" dia. shank	–
Pushing adapter	201454 1"-8 thread, 3/4" dia. shank	34511 1-1/4"-7 thread, 1" dia. shank	34756 1-5/8"-5-1/2 thread, 1-1/4" dia. shank	–
Jack screw	24813 1"-8 thread, 7" long	25931 1-1/4"-7 thread, 9" long	–	–
Ram cap	28228 1"-8 thread, 1-1/2" dia.	28229 1-1/4"-7 thread, 1-3/4" dia.	28230 1-5/8"-5-1/2 thread, 2-1/4" dia.	–



“Shorty” Rams, Single-Acting, Spring-Return

Forcing a gravity return ram to retract wastes both time and money. This OTC series of single-acting, spring-return rams eliminates that waiting. With their low collapsed height and the stroke you really need, these rams are ideal for a variety of applications. You can choose from capacities of 10 to 100 tons and strokes from 1-1/2" to 2-7/16", with the largest ram being only 7-3/8" high! Bronze-plated piston rods resist scoring, and each ram can be “dead-ended” at full capacity for maximum safety. Each “Shorty” ram has an angled coupler port (5°) for easy hook-up. So, if you’re tired of waiting for your rams to retract, these OTC “Shorty” rams are just the answer to your problems!



OTC No.	Capacity (tons)	Stroke No.	(A) Extended Height (in.)	(B) Retracted Height (in.)	(C) Piston Rod Dia. (in.)	(D) Outside Dia. (in.)	Cyl. Eff. Area (sq. in.)	Oil Capacity (cu. in.)	Int. Pressure at Capacity (PSI)	Tons at 10,000 (PSI)	Oil Port Return	Type Piston NPTF	Wt. (lbs./oz.)
4141	10	1-1/2	5	3-1/2	1-1/2	2-3/4	2.24	3.4	8,943	11.2	3/8"-18	Spring	6
4142	20	1-3/4	5-1/2	3-3/4	2-5/32	3-9/16	4.43	7.7	9,029	22.1	3/8"-18	Spring	9 / 9
4143	30	2-7/16	7-1/16	4-5/8	2-1/2	4	6.49	15.8	9,243	32.5	3/8"-18	Spring	14 / 7
4144	50	2-3/8	7-3/8	5	3-1/8	4-7/8	9.62	22.8	10,393	48.1	3/8"-18	Spring	23 / 2
4145	100	2-1/4	7-3/8	5-1/2	4-3/8	6-5/8	19.63	44.2	10,186	98.2	3/8"-18	Spring	47 / 3



4175 “Shorty” Ram and Pump Set

- Shorty rams provide lifting or pushing force in limited working space. Visual centering of load is simplified by a concentric ring pattern on piston top.
- Single-acting, spring-return.
- Two-speed hand pump gives fast piston approach. (See chart below for specifications.)
- Set includes 4143 30-ton, 2-7/16" stroke single-acting spring-return hydraulic ram; 4016 pump; 9767 hose; and 9798 hose half coupler.

OTC Set No.	Capacity (tons)	Ram Stroke	Ram Collapsed Height	Strokes to Obtain Full Ram Stroke	Pump Speed
4175	30	2-7/16"	4-5/8"	55*	Two

* Based on 50% of the stroke being made in low-pressure stage, 50% in high-pressure stage.



Air/Hydraulic Ram and Pump Sets


Ideal for applications where an air supply of 40–120 PSI is available. Internal relief valve protects hydraulic system components regardless of air pressure, and two-stage release mechanism allows fast or metered ram return.

- The perfect replacement pump for hand pumps on body and frame straightening equipment.

4185 – Set includes 4104 10-ton, 6-1/8" stroke single-acting hydraulic ram; 4020 air/hydraulic pump; 9767 hose; and 9798 hose half coupler.

4186 – Set includes 4105 10-ton, 10-1/8" stroke single-acting hydraulic ram; 4020 air/hydraulic pump; 9767 hose; and 9798 hose half coupler.

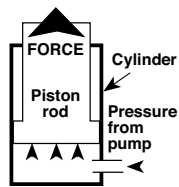
OTC Set No.	Capacity (tons)	Ram Stroke	Ram Collapsed Height	Pump Speed
4185	10	6-1/8"	11-1/2"	Multiple
4186	10	10-1/8"	15-1/4"	Multiple



4180 Power Twin Ram and Pump Set

- Center-hole feature permits extending adjusting screws, cables, puller screws, etc., straight through the ram.
- This spring return unit is compact and lightweight.
- Ideal for jobs having restricted working space.
- Set includes 4120 17-1/2 ton, 2" stroke single-acting hydraulic ram; 4002 pump; 9650 gauge; 24815 tee; 9767 hose; and 9798 hose half coupler.

OTC Set No.	Capacity (tons)	Ram Stroke	Ram Collapsed Height	Strokes to Obtain Full Ram Stroke	Pump Speed
4180	17-1/2	2"	6-7/8"	48	Single



Push-type rams apply force in a single direction. Spring or gravity return is featured.



4170

Hydraulic Push-Type Ram and Pump Sets

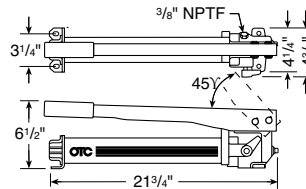
Compact and lightweight, these ram and pump sets are ideal for use in a wide variety of lifting and pushing applications. They feature a single-acting ram with a single-speed hydraulic hand pump. Requiring a minimum of mounting space, their remote operation is facilitated by a 6-foot, high-pressure hose.

4169 – Set includes 4103 single-acting hydraulic ram, 4002 pump, 9767 hose, and 9798 hose half coupler.

4170 – Set includes 4104 single-acting hydraulic ram, 4002 pump, 9767 hose, and 9798 hose half coupler.

OTC Set No.	Capacity (tons)	Ram Stroke	Ram Collapsed Height	Strokes to Obtain Full Ram Stroke	Pump Speed
4169	10	2-1/8"	5-9/16"	32	Single
4170	10	6-1/8"	11-1/2"	93	Single

See page 217 for ram specs., and this page for hand pump specs.

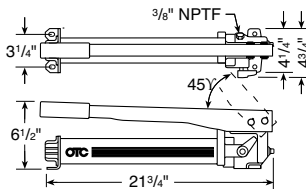


4002 Single-Speed Hydraulic Hand Pump

This single-speed pump is ideal for single-acting rams. Developing up to 10,000 psi operating pressure, the pump operates horizontally or vertically in the "head down" position. Fingertip control provides instant release or pumping action. Has a built-in safety overload valve. Ideal for use with OTC single-acting rams, or similar competitors' rams.

Specifications:

Maximum operating pressure	10,000 psi
Volume per stroke	160 cu. in.
Piston dia.	1/2"
Piston stroke	13/16"
Reservoir capacity	55 cu. in. (45 cu. in. usable)
Oil port	3/8" NPT



4012 Two-Speed Hand Pump

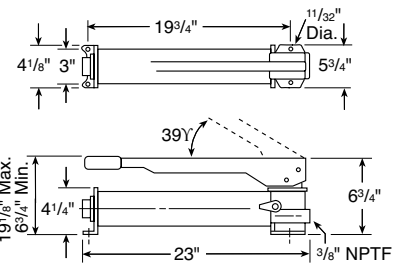
The 4012 two-speed hand pump's all-metal construction almost eliminates the chance of leaking, or damage to the pump from regular use or accidents. It's the perfect pump for use with single-acting rams or combinations where 45 cu. in. of usable oil capacity will do the job. Has 2-way valve; welded steel carrying handle; automatic switching from low to high pressure mode; handle effort under 140 lbs. at 10,000 PSI; unique fill cap to prevent over-filling and over-pressurization; non-vented reservoir; fingertip control valve with 180° throw for on/off control.

Specifications:

Maximum Operating pressure	1st- 325 psi / 2nd- 10,000 psi
Volume per stroke	1st- .662 cu. in. / 2nd- .160 cu. in.
Piston dia.	3/8"
Piston stroke	13/16"
Reservoir capacity	55 cu. in. (45 cu. in. usable)
Oil port	3/8" NPT



4016



Dualmaster Jr. Two-Stage Hand Pumps

Here's two-stage flexibility at a popular price! These pumps have extra-large reservoirs (125 cu. in. usable oil) and permit use with large hydraulic rams or in multiple small ram applications. Compact and lightweight, Dualmaster Jr. provides maximum flexibility with minimum effort in a portable pump. The 4016 and 4017 deliver... providing high oil volume (2.6 cu. in. per stroke) for rapid ram approach and return. Then they automatically switch at 300 PSI to the high pressure, low volume stage (.16 cu. in. per stroke) for high force applications. Both have a large, non vented reservoir with safety relief valve to prevent over-pressurization of the reservoir. Piston stroke is 3/4", maximum handle effort is 130 lbs. at 10,000 PSI. The 4016 is equipped with a 2-way valve for use with single-acting rams. The 4017 has a 4-way valve for use with double-acting rams. Two versatile hydraulic pumps...dependable power for automotive, heavy-duty truck, agricultural, and construction maintenance needs.

4016 – Pump with a 2-way valve for use with single-acting rams. Delivers 2.6 cu. in. of oil per stroke in low pressure stage.

4017 – Pump with a 4-way valve for use with double-acting rams. Delivers 2.6 cu. in. of oil per stroke in low pressure stage.

4016 and 4017 Specifications:

Maximum Operating pressure	1st- 300 psi / 2nd- 10,000 psi
Volume per stroke	1st- 2.6 cu. in. / 2nd- .16 cu. in.
Piston dia.	1st- 2" / 2nd- 1/2"
Piston stroke	3/4"
Reservoir capacity	125 cu. in. usable
Oil port	3/8" NPT

Dualmaster® Two-Stage Hand Pumps

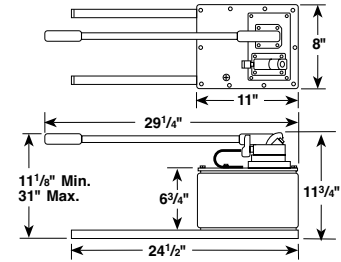

Our finest hand-operated power units! These fast acting, two-stage pumps not only handle high force, high pressure requirements up to 10,000 PSI, but deliver extremely high volume at low pressure (7.35 cu. in. per stroke from 0 to 200 PSI) to quickly move the ram piston to and from the work! Pumps have a built-in relief valve, pre set at the factory for 10,000 PSI. Maximum handle effort is 90 lbs. Two basic Dualmaster models are offered: No. 4008 for use with single-acting rams, and No. 4009 for use with double acting rams. For information on pressure gauges, hoses, and other accessories for your Dualmaster, see pages 226 and 227.

4008 – Hydraulic hand pump with No. 9584 2-position, 3-way control valve (for operating single-acting rams), and No. 4006 BL2 2-gallon reservoir with legs.

4009 – Hydraulic hand pump with No. 9500 3-position, 4-way control valve (for operating double-acting rams), and No. 4006 BL2 2-gallon reservoir with legs.



Pump and valving mount on common cover plate; permits use on other than standard OTC reservoirs.



Performance Example

Pump No.	Maximum Pressure	Piston Dia.	Piston Stroke	Reservoir Capacity	Oil Port
4008 and 4009	1st stage 200 PSI 2nd stage 10,000 PSI	2-1/2" 1/2"	1-1/2"	460 cu. in. usable	3/8" NPTF

Job: To fully extend an OTC 4105 ram (has 10-1/8" stroke)	4008/4009 Pump	4016 Pump	4002 Pump
5" of ram travel is under no load, 5" is under load	37 strokes	74 strokes	141 strokes

Air / Hydraulic Pump

With shop air as the energy source, these pumps have the power and oil capacity (80 cu. in. usable oil) to drive even the large 55-ton rams. They are ideal all-around power sources for dozens of body, frame, and alignment applications. They can be used with a variety of rams, presses, and hydraulic pullers operating at up to 10,000 PSI. An internal relief valve protects the hydraulic components regardless of hydraulic pressure. In addition, a two-stage release mechanism gives fast or metered ram return while reducing hydraulic shock.

In addition to all the features and performance characteristics of the 4020/4025, the 4021 is equipped with a 15 ft. remote control cord. The 4022 is equipped with a 2-gal. reservoir. These pumps require 9 cfm at 100 PSI air pressure at the pump.

4020 – Air/hydraulic pump. Develops 10,000 PSI at 100 PSI air pressure. 3/8" NPTF oil port. 98 cu. in. usable oil capacity in plastic reservoir.

4021 – Air/hydraulic pump with a remote control actuator, 15 ft. cord. Develops 10,000 PSI at 100 PSI air pressure. 3/8" NPTF oil port. 105 cu. in. capacity plastic reservoir.

4022 – Air/hydraulic pump with a 2-gallon (442 cu. in.) plastic reservoir.

4025 – Air/hydraulic pump. Develops 10,000 PSI at 100 PSI air pressure. 3/8" NPTF oil port. 98 cu. in. usable oil capacity in metal reservoir.

213896 – Metal reservoir. 98 cu. in. usable oil capacity. Includes gasket and fasteners.

61243 – Replacement plastic reservoir for 4020 pump, 98 cu. in. usable oil capacity.

33853 – Replacement gasket for 4020 pump reservoir.

300871 – Repair kit for 4020 pump.



4020



4021

Performance @ 100 PSI	
Hydraulic Pressure* Oil Delivery	
0 PSI	59 cu. in./min.
5,000 PSI	30 cu. in./min.
10,000 PSI	4 cu. in./min.

* Oil delivery based on 20 cfm air supply at the pump.



2510A

Air/Hydraulic Pump

- 10,000 PSI air/hydraulic pump.
- Internal relief valve.
- Two-stage release mechanism.
- Pump, hold, or release load with pedal control.
- 98 cu. in. useable capacity.
- 3/8 NPT oil port.

538592 – Seal kit for 2510A.



For product videos visit
otctools.com

YouTube



Vanguard® Two-Stage, High-Pressure Power Units

Thousands of users have put Vanguard to work in a variety of hydraulic power applications. And the reputation for trouble-free performance this pumping unit has earned is a proven, documented fact, not just a sales claim! Vanguard is a fast-acting, precision-built, two-stage pumping unit consisting of a gear pump for the low-pressure stage and an axial-piston pump for the high-pressure stage, the latter being "supercharged" by the gear pump. Vanguard delivers low volume at high pressure, yet provides high volume at low pressure for fast cylinder piston approach and return. Units feature a 10,000 PSI universal motor, which starts under full load. They are suitable for operation up to 10,000 PSI. Motor is 1-1/8 h.p., 12,000 RPM, (27 amp draw). Rated for intermittent duty.

4062 – Vanguard 2-stage hydraulic pump with 2-position/ 3-way valve and 6 ft. remote motor control (115V). 2 gal. of oil supplied.

4064 – Vanguard 2-stage hydraulic pump with 3-position/ 4-way valve and 6 ft. remote motor control (115V). 2 gal. of oil supplied.

Speed Comparison Chart

The job — Fully extend a 10-ton ram with a 10-1/8" stroke:

Pump No.	5" travel No load	5" travel Under load	Total Time
4062 Power	1.5 sec.	12 sec.	13.5 sec.
4002 Hand Pump	141 strokes of pump handle		4 to 5 min.*

* Handle effort at max. pressure is 140 lbs.

Performance Oil Delivery

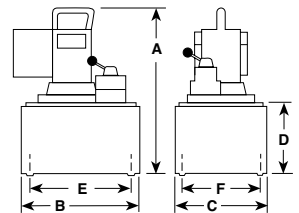
100 PSI	1,000 PSI	5,000 PSI	10,000 PSI
650 cu. in./min.	80 cu. in./min.	70 cu. in./min.	55 cu. in./min.

Pump No.	For use with:	Control Valve	Reservoir	Motor Control	Voltage
4062	Single-acting rams	2-pos., 3-way	2 gal.	Remote 6 ft. cord	1-1/8 H.P., 115V*
4064	Double-acting rams	3-pos., 4-way	2 gal.	Remote 6 ft. cord	50/60Hz, Sgl. Phase

* For 230 volt, please specify.



Universal Motor
Version



Specifications

A	B	C	D	E	F
18-1/4"	12-1/2"	10-1/2"	7"	10"	8"

Two-Gallon Reservoir


Increase the oil capacity of your 4020, 4021, or 4025 air/hydraulic pumps with this kit. It gives you a two-gallon reservoir and everything else needed to make those pumps ideal for large, single-acting rams or for multiple ram applications.

207436 – 2-gallon reservoir kit for 4020, 4021, or 4025 air/hydraulic pumps. Includes reservoir, gasket, top mounting plate, bolts, and fittings. Gives 442 cu. in. usable oil capacity. 11-1/2" x 9-1/2" x 6-1/2".

40063BL2 – 2-gallon (462 cu. in. usable) "standard" reservoir only for Vanguard® pumps. Size: 12-1/2" x 10-1/2" x 6-1/2" high.



207436



40063BL2



With a reputation for trouble-free performance these pumps work in a variety of hydraulic power applications.

Two-Stage Electric / Hydraulic Pumps

They're called "RamRunners" and that's just what they do...run large single- or double-acting rams for fast frame straightening, wheel alignment, etc. They deliver up to 45 cu. in./min. at max. operating pressure of 10,000 PSI. The 4044 has a 2-position/2-way valve with "advance" and "return" positions and is for use with single-acting rams. The 4046 and 4057 have a 3-position/4-way valve with "advance," "hold," and "return" positions; for use with double-acting or multiple single-acting rams. Nos. 4044 and 4046 are equipped with a 1/2 h.p. single-phase, 60 Hz, 115 volt thermal protected electric motor and are designed to start under load. No. 4057 has a 1-1/2 h.p. electric motor. The RamRunners also feature a 6 ft. remote control cord for "on/off" control. One gallon and two quarts of oil are supplied.

4044 – RamRunner two-stage hyd. pump with 2-position/2-way manual valve and a 6 ft. remote control cord. Supplied with one gallon and two quarts of oil.

4046 – RamRunner two-stage hydraulic pump with 3-position/4-way manual valve for double-acting rams, and a 6 ft. remote control cord. Supplied with one gallon and two quarts of oil.

4057 – RamRunner two-stage hydraulic pump with 3-position/4-way valve for double-acting rams, and a 6 ft. remote control cord. Supplied with one gallon and two quarts of oil.



Speed Comparison Chart

The job – Fully extend a 10-ton ram with a 10" stroke:

Pump No.	5" travel No Load	5" travel Under Load	Total Time
4044 / 4046	3 sec.	39 sec.	42 sec.
4057	1.2 sec.	14 sec.	15.2 sec.


Pump No.	Max. Press. Output	RPM	Oil Del.* (cu. in./min. @)			Voltage	Reservoir Cap. Usable	A	B	C	D	E	F	G	
			0 PSI	100 PSI	10,000 PSI										
4044 / 4046	10,000 psi	3,450	290	240	17	1/2 h.p., 115 volt** 60 Hz, Sgl. Phase	1.9 gal.	295 cu. in.	18-1/2"	7"	11-3/8"	7-1/8"	14-7/8"	9-1/4"	5-1/8"
4057	10,000 psi	3,450	525	490	45	1-1/2 h.p., 115 volt** 60 Hz, Sgl. Phase	1.9 gal.	315 cu. in.	20"	7"	11-3/8"	7-1/8"	14-7/8"	9-1/4"	5-1/8"

* Typical delivery, actual flow will vary with field conditions. ** For 230 volt, please specify.

Control Valves

9582 – This is a 2-position/3-way, lever operated, detent positioned valve for use with single-acting rams. It has "advance" and "hold" positions..

9500 – A 3-position/4-way, lever operated, detent positioned valve for use with double-acting rams. Has "advance," "neutral," and "return" positions. Cylinder ports are blocked in "neutral" and pump flow is directed back to the reservoir.



9582



9500



OTC's control valves work in a variety of automotive and industrial applications.

Vanguard Jr.® Two-Stage, High-Pressure Power Units

Combines compact size and light weight with 2-stage high performance. Choose from several models with electric motors and many options. Designed for operating pressures up to 10,000 PSI.

Vanguard Jr. gives you just what you need: 2-stage flexibility with high performance, and a selection of units and options that lets you tailor the pump to your needs. Refer to the performance and speed tables below, and you'll see how these pumps cut down the time needed for almost any job. The 2-stage operation automatically matches pump performance to the job requirements. The low-pressure, high-volume stage provides fast ram approach and return. Then at approximately 200 PSI, the high-pressure, low-volume stage takes over to handle high force requirements. These pumps are ideal for hundreds of hydraulic applications such as clamping, bending, straightening, pressing, forming, testing, pushing, and pulling. Each is equipped with a relief valve factory-set at 10,000 PSI (the maximum operating pressure of the pump). Choose from models with electric (115 or 220 volt) motors and options that include remote hand- and foot-operated motor controls, adjustable pressure regulator, and pressure switch. Vanguard Jr. starts easily under load and has been thoroughly field-tested for high cycle reliability.

4031 – Vanguard Jr. two-stage hydraulic pump 115V with 2-position/3-way valve and 6 ft. remote motor control. 1 gal. of oil supplied.

4031-220V – Vanguard Jr. two-stage hydraulic pump 220V with 2-position/3-way valve and 6 ft. remote motor control. 1 gal. of oil supplied.

4033 – Vanguard Jr. two-stage hydraulic pump 115V with 3-position/4-way valve and 6 ft. remote motor control. 1 gal. of oil supplied.

4033-220V – Vanguard Jr. two-stage hydraulic pump 220V with 3-position/4-way valve and 6 ft. remote motor control. 1 gal. of oil supplied.

4036 – Vanguard Jr. two-stage hydraulic pump 115V with 3-position/4-way valve and run/off/jog motor control. 2 gal. of oil supplied.

4036-220V – Vanguard Jr. two-stage hydraulic pump 220V with 3-position/4-way valve and run/off/jog motor control. 2 gal. of oil supplied.

Speed Comparison Chart

The job — Fully extend a 10-ton ram with a 10-1/8" stroke:

Pump No.	5" travel No Load	5" travel Under Load	Total Time
4031	4 sec.	34 sec.	38 sec.
4002 Hand pump	141 strokes of pump handle		4 to 5 min. *

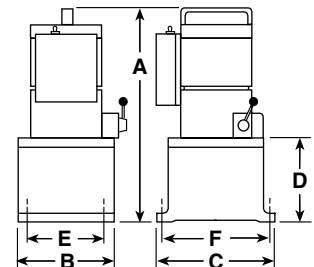
* Handle effort at max. pressure is 140 lbs.

Universal Motor Version and Large Reservoir Models

These all have a 10,000 PSI pump and universal motor: 1/2 h.p., 12,000 RPM, 115 or 230 volt (specify), 60/50 cycle A.C. single phase. No. 4036 has an extra-large 2-gallon (462 cu. in.) reservoir to permit full stroke of large displacement rams. Also suited for applications where several rams are used.

Pump No.	For use with	Control Valve	Reservoir	Motor Control
4031 / 4031-220V	Single-acting rams	2-position, 3-way	.45 gallon, 104 cu. in.	Remote 6 ft. cord
4033 / 4033-220V	Double-acting rams	3-position, 4-way	.45 gallon, 104 cu. in.	Remote 6 ft. cord
4036 / 4036-220V	Double-acting rams	3-position, 4-way	2 gallon, 462 cu. in.	Run / off / jog

Universal Motor Version



Specifications Note: Dimensions shown apply to pumps with 104 cu. in. reservoir.

A	B	C	D	E	F
16"	6"	8"	4-3/4"	5-1/8"	7-1/8"

Performance


















The low-pressure, high-volume stage provides fast ram approach. When high force is needed, the high-pressure, low-volume stage takes over. The figures below indicate oil delivery of the electric power unit at various pressure levels.













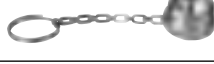



170 cu. in./min. at 100 PSI	32 cu. in./min. at 1,000 PSI
25 cu. in./min. at 5,000 PSI	18 cu. in./min. at 10,000 PSI



Thousands of users have put Vanguard Jr. pumps to work in a variety of hydraulic power applications.

Pressure Regulator/Check Valves and Accessories

	OTC No.	Description
	9623	Pressure regulator valve. For remote location in a hydraulic system. Adjusts from 1,000 to 10,000 PSI.
	9575	Needle valve for fine metering. Use several for controlling multiple single-acting rams simultaneously, yet independently. 3/8" NPTF ports.
	9596	Load lowering valve. 3/8" NPTF ports, 10,000 PSI max. operating pressure.
	7312	O-ring/oil seal pick. An extremely handy little tool! Makes removal and installation of oil seals and o-rings a snap. Pick has a metal shaft.
	10461	Remote control foot switch, 10 ft. cord. Press for "on," release for "off."
	25017	Remote control hand switch, 10 ft. cord. Press for "on," release for "off." (Replacement rocker switch only, No.16772)
	9625	Pressure switch. 1/4" NPTF external thread.
Gauges - All gauges have 1/4" NPTF threads		
	9650	Pressure and tonnage gauge. Four scales: 0-10,000 PSI, 0-17-1/2-ton, 0-30 ton, and 0-50 ton. 3-1/2" dia. face (Dry)
	9651	Pressure and tonnage gauge. Four scales: 0-10,000 PSI, 0-55 ton, 0-75 ton, and 0-100 ton. 3-1/2" dia. face (Dry).
	9652	Pressure and tonnage gauge. Four scales: 0-10,000 PSI, 0-5 ton, 0-10 ton, and 0-25 ton. 3-1/2" dia. face (Dry).
	9653	Pressure gauge. Two scales: 0-10,000 PSI, and 0-689 BAR. 3 -1/2" dia. face. Use with any OTC pump or ram (Dry)
	9654	Pressure gauge. Two scales: 0-10,000 PSI, and 0-689 BAR. 2 -1/2" dia. face. Use with any OTC pump (Dry).
	9655	Pressure gauge. One scale: 0-6,000 PSI. 3 -1/2" dia. face (Dry).
	9658	Pressure gauge. Two scales: 0-10,000 PSI, and 0-689 BAR. 2 -1/2" dia. face. Gauge is filled with glycerin or silicone to dampen vibration and fluid pulsation. Use with any OTC pump or ram.
	9659	Pressure gauge. Same as 9658 except is liquid filled and has 3-1/2" diameter face.
Adapters and Fittings		
	24815	Tee adapter. For installing gauge between pump and hose coupling. Has 1/4" and 3/8" NPTF internal and 3/8" NPTF external.
	25919	Double tee adapter. Permits use of more than one ram in series with one pump. Three 3/8" NPTF ports.

	OTC No.	Description
	9617	Manifold block. For use when a multiple-ram system is required. Has six 3/8" NPTF ports.
	9691	"Y" manifold. Useful when connecting two rams to a single line. Three 3/8" NPTF ports.
	10645	45° fitting. Used when mounting gauge at an angle on connection such as 24815. External and internal 1/4" NPTF ends.
	10469	Swivel connector. 3/8" NPTF external, 3/8" NPSM internal.
	10682	Coupling. Both ends 3/8" NPTF internal.
	10474	Street elbow. Internal and external 3/8" NPTF ends.
	10673	Short nipple. 1-1/2" long, 3/8" NPTF external ends.
	13828	Long nipple. 2" long, 3/8" NPTF external ends.
	10647	90° elbow. 3/8" NPTF internal ends.
	13888	Coupling. Ends - 3/8" NPTF internal and 1/2" NPTF external.
Quick Couplers Precision built and designed for high pressure. Permits disconnecting hose without loss of oil. 3/8" NPTF		
	9795	Complete quick coupler.
	9796	Ram half coupler and dust cap.
	9797	Ram half coupler dust cap only.
	9798	Hose half coupler only.
	9799	Hose half coupler dust cap only.
	9866	Hose or ram half cap.

Hydraulic Oil

Ensure dependable performance of rams and pumps by using this high-grade, specially prepared oil. Contains foam suppressant additives; high viscosity index.

OTC No.	Size	Viscosity	Recommended for use with
9636	1 quart	215 SSU @ 100°F	4000, 4002, 4016, 4017, 4020, 4021 Vanguard, RamRunner and Stinger pumps
9637	1 gallon		

9636



9637

Hydraulic Hose

Lightweight, rugged hose in lengths to 20 ft. Choose from 1/4" I.D. or 3/8" I.D. high flow hose. All have 3/8" NPTF ends. Operating pressure is 10,000 PSI. Hoses comply with MHI Std. IJ100.



OTC No.	Hose Length	Hose Inside Dia.	Hose Type
9765	2 ft.	1/4"	Braid (2-ply Rating)
9766	3 ft.	1/4"	
9767	6 ft.	1/4"	
9768	8 ft.	1/4"	
9769	10 ft.	1/4"	
9770	12 ft.	1/4"	
9780	6 ft.	3/8"	Nylon Core Synthetic Fiber Reinforced *
9781	10 ft.	High	
9782	20 ft.	Flow	

* Note: This hose is not recommended for use where heat or weld spatter conditions exist.

80-Ton Capacity Truck Center and End Bushing Service Equipment

For fast, easy bushing replacement on 340, 380, 440, and 450 series Hendrickson suspensions. Recommended by Hendrickson as the only correct method for bushing replacement—eliminates "torching"!

Knock off about six to eight hours when replacing center and end bushings. Center bushings, which often require more frequent service, can be replaced in under two hours, and the beam and wheels stay in place! The No. 1741 and 1742 sets include a hydraulic pump and ram to deliver up to 80 tons of force!

If center bushings are allowed to wear from lack of maintenance, the end bushings may soon fail, which can also lead to excessive tire wear. Correct bushing maintenance with one of OTC's heavy-duty service sets can save needless parts costs and downtime.

Center Bushing Service

Two hours. That's about what it takes to replace center bushings with this equipment. Best of all, the beam and wheels are not removed.

End Bushing Removal & Installation

This is almost as easy as center bushing replacement. Of course, the wheels have to be removed first, then the hanger tubes or end beam adapter plugs. (See page 229 for 1743 hanger tube service set and 1745 end bushing adapter service set.) After that, the procedure is much like center bushing replacement. Typically save six to eight hours because the beams are not removed from the truck.

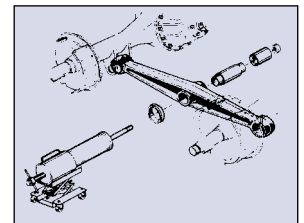
NOTE: Hendrickson Mfg. Co. has changed the numerical designations on the following suspension models. These numerical changes DO NOT affect service procedures or tooling required to service their suspensions.

Original Model Number	New Model Number
380	400
440	460
450	480
500	650



Order information for center and end beam bushing service sets is below and on the following pages.

OTC No. 1740 tooling set up for center bushing replacement.



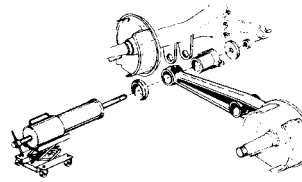
1740

Basic Tooling Set

This is the basic tooling set for servicing center and end beam bushings. It does not include the hydraulic pump or gauge. If you are already equipped with hydraulics, you can be replacing bushings right away! (Does not include tooling for hanger tube or end plug adapter removal.)

For 340 thru 450 Series Hendrickson Suspensions

Item	No	Description	Item	No	Description
A	44119	Receiving tube	N	302028	Hex nut
B	51678	80-ton cylinder	O	302029	Speed nut
C	51695	Jack cart	P	302030	Removing adapter
D	206457	Press adapter	Q	302031	Installing adapter
E	206459	Clamp plate	R	302032	Removing adapter
F	9780	Hydraulic hose	S	302401	Spacer ring (3)
G	302018	Spacer (2)	T	42052	Inst. adapter clamp
H	302019	Receiving adapter			
J	302021	Receiving adapter			
K	302023	Pulling screw			
L	302026	Installing adapter			
M	302027	Removing adapter			



1740 tooling setup for end bushing installation.



Hendrickson Service Sets with Hydraulics

For 340 – 450 series Hendrickson suspensions

1742

Basic Tooling Set with hydraulics (Hydraulic pump 4031)

The preferred method for servicing center and end beam bushings. You get the complete No. 1740 basic set, plus OTC's No. 4031 two-stage electric/hydraulic pump with remote hand switch, a No. 9654 pressure gauge, hose half coupler, and 80-ton single-acting ram. (Tooling for hanger tube or end plug adapter removal not included.)

1741

Basic Tooling Set with hydraulics (Hydraulic pump 4062)

The method Hendrickson recommends for suspension service. You get the No. 1740 basic set, plus OTC's No. 4062 two-stage electric/hydraulic pump with remote hand switch, a No. 9653 pressure gauge, hose half coupler, and 80-ton single-acting ram. (Tooling for hanger tube or end plug adapter removal not included.)





1746

R400 Center Bushing Adapter Set

For R400 series Hendrickson suspensions having center bushing No. 49400 or field service center bushing No. 49600.

Used with OTC's No. 1740 suspension tool set, these adapters let you remove and install the new style R400 center bushings on Hendrickson suspensions. Set includes one No. 310248 removing adapter and one No. 310249 installing adapter.

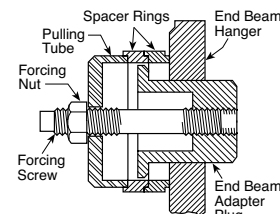
1745

End Bushing Adapter Puller Set

Set contains everything needed to remove end bushing adapter plugs in 380 thru 440 series suspensions. The plugs have to be removed prior to end bushing replacement.

The set is complete in a handy plastic case.

For use with 1740 series tooling sets (order separately).




Item	No	Description
A	207025	Spacers (3)
B	302592	Screw (7/8"-14)
C	302593	Screw (15/16"-12)
D	207027	Screw
E	207026	Plug gauge
F	207030	Hand tap (7/8"-14)
G	207031	Hand tap (15/16"-12)
H	207039	Nut assembly
I	302595	Receiving cup



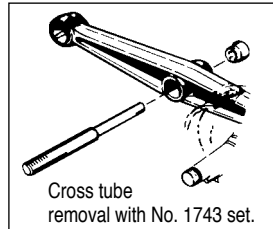
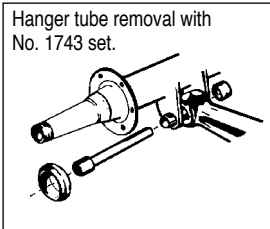
1743

**End Bushing Hanger Tube/
RU Series Center Bushing
Service Set**

Required for servicing RU340 series center bushings. The long puller screw is used to remove the beam cross tube. The 1743 also removes end bushing hanger tube assemblies. For use with 1740 tooling (order separately).




Item	No	Description
A	25417	Nut
B	206455	Removing adapter
C	302015	Receiving adapter
D	302119	Special screw
E	302023	Pulling screw



1744

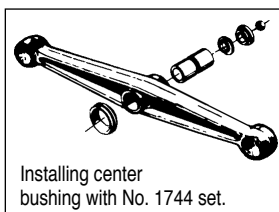
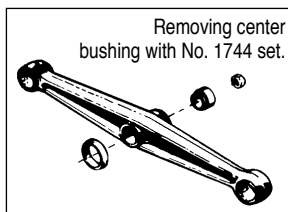
Bronze Center Bushing Service Set

Designed for replacing bronze center bushings on 340, 380, 440, and 460 Hendrickson suspensions. Also installs bronze center bushing grease seals. For use with 1740 series tooling set (order separately).



For 340, 380, 440, & 460 series suspensions.

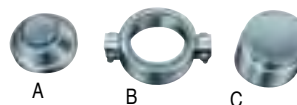
Item	No	Description
A	28536	Installing adapter
B	28538	Installing adapter
C	302024	Removing/installing adapter
D	302025	Removing/installing adapter



1763

Center and End Bushing Service Set

This set is required for bushing service on 500 and 700 series heavy-duty suspensions. It is intended for use with a 100-ton capacity shop press. It allows replacement of center and end bushings.



For 500 & 700 series suspensions. Use with a shop press.


Item	No	Description
A	208350	Adapter
B	208349	Adapter clamp

Item	No	Description
C	28541	Adapter

1764

Center and End Bushing Tool Set

This set is the answer for replacing center and end bushings on Hendrickson 340 and 380/440 series suspensions. The 1764 is for use with a 100-ton or larger hydraulic press. The press plate sits on the press bolster to provide a level, cradle-like surface for the beam to rest on during pressing.

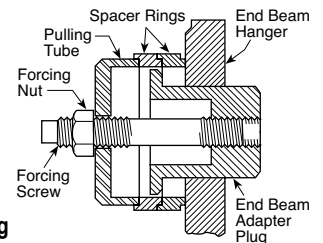


For 340 and 380/440 series suspensions. Use with a shop press.

Item	No	Description
A	51100	Press plate
B	302032	Removing adapter
C	302031	Installing adapter

Item	No	Description
D	302030	Removing adapter
E	42052	Inst. adapter clamp
F	206459	Clamp plate

Item	No	Description
G	206457	Press adapter
H	302027	Removing adapter
I	302026	Installing adapter



1748

**End Bushing
Adapter Puller Set
for Hendrickson Truck Suspensions**

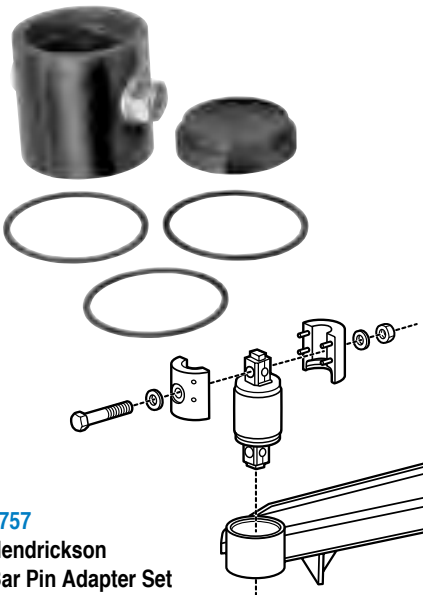
This set contains everything needed to remove end bushing adapter plugs used on 400 series and the larger 460-520 series suspensions. The plugs have to be removed prior to end bushing replacement. The set is complete in a handy plastic case. For use with 1740 series tooling sets (order separately).

For servicing the 400 and larger 460-520 series suspensions.

Item	No	Description
A	207025	Spacers (3)
B	302592	Screw (7/8"-14)
C	302593	Screw (15/16"-12)
D	207027	Screw
E	207026	Plug gauge
F	207030	Hand tap (7/8"-14)
G	207031	Hand tap (15/16"-12)
H	207039	Nut assembly
I	302595	Receiving cup
J	*221378	Hand tap (M30 x 2)
K	*313342	Screw (M30 x 2)

* For use on 460-520 series adapter plugs (can be purchased separately and used with set No. 1745).





1757 Hendrickson Bar Pin Adapter Set

Servicing bar pin end bushings used on Hendrickson equalizing beam tandem truck suspensions requires the use of special tooling. OTC's No. 1757 adapter set is used with the beam removed from the truck, and in conjunction with OTC No. 51100 press plate and a 100-ton hydraulic shop press.

The 1757 set, which replaces the No. 1747 set, includes an adapter for installing bushings in older forged beams as well as the fabricated beams introduced in 1999.

To remove bushings, use OTC's previously introduced No. 302030 removing adapter and No. 206457 press adapter, both of which may be ordered separately. Reinstall bushings following procedures recommended by the suspension manufacturer.

1767 Hendrickson Primaax Quick Alignment Socket

- Hendrickson – Approved tool.
- Used to adjust axle alignment on the Primaax air suspension.
- Works on Primaax models 230, 460, and 690 rear suspensions.



1768 Hendrickson PRIMAAX® Quick Wrench

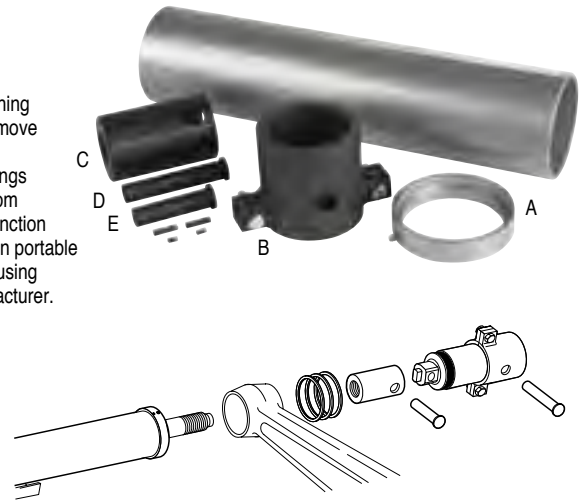
- Hendrickson - Approved tool.
- Used to torque cross tube end cap bolts and longitudinal torque rod top pad bolts.
- Reduces maintenance time by eliminating the need to remove the tires to gain access to the end cap bolt.
- Use with the following Hendrickson PRIM AAX suspensions:
 - Type A - PAX 230/460/690 and FMX 240/480 with 8-1/2" Ride Height
 - Type B - PAX 230/460/690 with 10" Ride Height.



1749 Hendrickson Suspension Bar Pin End Bushing Adapter Set

Extend your No. 1741 and No. 1742 bushing service equipment sets. You can now remove and install worn end bushings on the Hendrickson new style bar pin end bushings without removing the equalizing beam from the vehicle. The No. 1749 works in conjunction with OTC's No. 1741 and No. 1742 80-ton portable service equipment to do the job quickly, using procedures recommended by the manufacturer.

Item	No	Description
A	314557	Receiving tube
B	49050	Installer
C	314556	Receiving adapter
D	314558	Pin
E	314559	Pin



Freightliner Rear Suspension Tool

- Removes single-wrapped FAS II Airliner Freightliner Rear Suspension bushings in a fraction of the time of traditional methods.
- Also can handle Neway AD Series Truck and Tractor suspension bushings.
- Saves on average 45 minutes per bushing (4 per vehicle) on flat rate of 1.5 hours per bushing.
- 15 ton Capacity cylinder

4244 – Freightliner Rear Suspension Tool.

4245 – Freightliner Rear Suspension Tool – Master Kit includes 2510 Air/Hydraulic Pump.



Hydraulic Flow Testers

50 and 75 GPM hydraulic oil flow testers accurately measure oil flow, temperature, and pressures against manufacturers' specifications. Troubleshoot hydraulic circuits and isolate faulty components on mobile equipment, machine tools, fork lifts, agricultural and industrial tractors, and equipment (open or closed) hydraulic systems with capabilities up to 75 GPM at pressures to 5,000 PSI. Models include features such as an automatic pressure compensating load valve that lets you increase flow without affecting the pressure settings. Temperature flow and RPM readings are displayed in metric or English, and accurate to within plus or minus 2% of full scale. Each tester is protected by a safety disc, which ruptures automatically if pressures exceed the upper limits.

4221 – 75 GPM hydraulic circuit tester.

Comes with two pressure gauges and three 9-volt batteries.

4235 – 50 GPM hydraulic circuit tester with single liquid-filled pressure gauge. Includes two adapter unions for 3/4" NPTF fittings.



5286

Portable Diesel Particulate Filter Cleaner

The Diesel Particulate Filter (DPF) Cleaner was designed with shop service in mind. Its portability allows the unit to be placed as close to the vehicle as possible and to be stored wherever needed in the service facility. The advent of the 2010 Tier 4 cleaning requirements created the need for a lighter, more portable cleaning system which can be taken into the field to clean filters at the point of service.

Diesel Particulate Filter FEATURES

- Lightweight and Highly Portable - ideal cleaning system for use in the shop or on a service truck.
- Flexibility - clean DPF's from 6" to 15.5" in diameter using shop or compressed air of at least 100 PSI and 20 CFM sustained airflow.
- Fully Automated Operation - once started, the cleaning process can be completed with minimal operator oversight, freeing up the technician to simultaneously do other work in the shop.
- Focused Air Jet Technology™ - concentrates a precise high pressure stream of air directly into every cell.
- Easy Maintenance - contains no internal filters that require user maintenance.
- Rugged design provides maximum durability.
- Operates on 12-24 volt DC, or 110-220 Volt AC.

Efficiency by the Numbers*

- Cleans up to 20% more efficiently than traditional pulse based systems.
- Cleans up to 5% more efficiently than other more expensive "air knife" systems.

*Based on third party OE test data using Pin-gauge measurement.

Unique floating puck prevents "splash back"


- Features Focused Air Jet Technology™ with a unique floating puck that prevents splash back.
- Includes three nozzles: two straight (short and long), for standard "open face" DPFs; and one curved for the angled-flange DPFs.
- Ensures quiet operation.

Ash disposal System and Shield

- Innovative ash disposal system enables technician to quickly and easily remove and dispose of particulate matter in accordance with local environmental requirements.



Curved neck nozzle with floating puck for angled-flange DPFs.



Long nozzle with floating puck for standard open face DPFs.



Includes innovative shield to protect cleaning area from moisture.

5286 kit includes:

- Cleaning unit
- Three neoprene rings fit filters from 6 in. (165 mm) to 15.5 in. (400 mm) in diameter
- Wet / dry HEPA vacuum
- Short, long, and curved-flange filter nozzles
- Adjustment feet for standard and flanged filters
- Ash disposal kits
- AC and DC adapter cables

Accessories

563197 (Set of 5) – Ash disposal system enables technician to quickly and easily remove and dispose of particulate matter in accordance with local environmental requirements.



CE

5280

OTC 5280 Diesel Particulate Filter Cleaner

The Diesel Particulate Filter (DPF) Cleaner was designed with shop service in mind. The cleaning process allows the DPF to be cleaned as part of a general maintenance schedule at the service location with minimal time away from the vehicle. It's portability allows the unit to be placed as close to the vehicle as possible and to be stored wherever needed in the service facility.

DPF Cleaner Features

- OE tested and Dealer recommended – By many major diesel engine manufacturers.
- Robust design – For long shop life. Can be used as part of a preventative maintenance program.
- High Pressure cleaning process for thorough cleaning of ash from DPF – produces 10 times the burst energy of competitive low pressure units.
- Initial Burst Quick check – To identify filters too plugged for proper cleaning.
- Movable with locking wheels – For placement throughout the shop.
- Computer Controlled Process Based on OE Requirements – for “Start to End” cleaning without constant technician monitoring.
- Containment of hazardous ash – For easy disposal.
- HEPA Filter Air Exhaust System – To exceed environmental air standards for shop.
- Operates on standard 115V outlet.
- Proven to clean to over 92% efficiency. (3)

(3) Third-party OEM test results using pin gauge measurement with approved OTC adapters and burst cycles. Actual results may vary.

DPF Cleaner Includes:

OTC Diesel Particulate Filter (DPF) Cleaner

- 535936 – Small Cone
- 543887 – Medium Cone
- 543885 – Large Cone
- 553913 – CAT Adapters
- 553915 – Cummins Adapters



Upgrade kits for other OEM's are sold separately:

- 556889 – Detroit Diesel upgrade kit
- 553990 – UD TRUCK (with Hino Engine) upgrade kit
- 553991 – Isuzu upgrade kit
- 553993 – Volvo/Mack upgrade kit
- 558181 – Navistar upgrade kit*
- * Requires use of 5281 DPF Thermal Processing Unit.
- 554654 – Includes all upgrade kit shown above.
- 558569 – 12" HEPA filter


5281

OTC DPF Thermal Processing Unit

The 5281 DPF Thermal Processing Unit is a device which will thermally regenerate a DPF unit at a controlled, pre-programmed rate. Sometimes, the DPF cannot be regenerated on the truck due to a failure with the vehicle's own regeneration system, or in the case of retrofit applications, a lack of an on-vehicle regeneration system. Thermal regeneration of DPFs is used in conjunction with the OTC 5286 DPF Cleaner.

Designed to facilitate the cleaning of dirty filters – especially those with high amounts of wet soot, and unburned hydrocarbons.

- Pre-programmed thermal profile controls temperature 'ramp up' and 'cool down' to protect the DPF from thermal shock, reducing the risk of cracking the DPF.
- Holds temperature constant for two hours to ensure complete regeneration of filter.
- Includes both standard cycle and "pre-treat" cycle for oil-soaked filters.
- Built-in electronic safety lock prevents unauthorized opening of the door when temperatures exceed 200 degrees F.
- Large chamber accommodates various DPF sizes and shapes. Front access door allows for easy access to the thermal chamber.
- 220VAC / 60Hz / Single phase / 50 Amp.
- 1-year warranty.
- CE, UL201, UL499.
- Internal chamber dimension: 24" (L) x 24" (W) x 26" (H).



Electronic safety lock.



J-47399

Horizontal DPF Handler

- The Universal mounting assembly adjusts front to back and side to side for easy DPF handling.
- The height range of 6-1/2" to 29-1/2" is ideal for most of today's trucks.
- Safety strap holds the load securely while moving about the shop.

Specifications:

- Overall Length: 34-1/2"
- Overall Width: 19-3/8"
- Max. Height: 29-3/4"
- Min. Height: 7-1/2"
- Side tilt: 30°, Front tilt: 15°, Back tilt: 15°



See page 184 for more

DEF Refractometer

Engine

Ford Engine Tools	2-4
GM Engine Tools	5-6
Chrysler/Jeep Engine Tools	7
Import Engine Tools	8
Cam Holders / Sets / Flange-Type Puller Sets	9
Harmonic Balancers / Belt tools	10
Serpentine Belts / Pulley Tools	11
Frost Plug Remover/Installer Piston Ring Compressor Sets	12
Glow Plug Tools/Spark Testers	13
Compression Tester Kits	14
Vacuum/Preluber/ Diesel Compression Tester	15
EVAP Leak Detection System	16
Timing Lights/Phototach	17
Hose & PVC Cutters	18

Exhaust

Flexihead O2 Sensor Wrench, Oxygen Sensor Sockets and Sets, Exhaust Back Pressure Gauge	18
---	----

Fuel

Fuel Injections Service Kits and Clean Fluid	20-21
Fuel Pressure Testers, Line Fluid Stopper Kit, Fuel line Fittings	22
Full-Coverage Disconnect Tool Set	23
Fuel Service Disconnect Tools and Noid Lite/IAC Test Kits	24
Ford 6.0L Service Tools	25
Fuel Pump Wrenches, Water Sensor Wrench Gasoline Quality Testing Kit	26
Diesel Fuel Injection Test Kits	27
Hose & PVC Cutters, Tubing Bender and Tubing Cutters	28

Oil

Drain Plug Pro	29
Oil Filter Sockets, Oil line Disconnect Tools & Stoppers	30-32
Oil Light Reset Tool	33
Oil Transfer Tankers, Fluid Evacuation/Brake Bleeding	33
Oil Filter Crushers	34

Coolant

Coolant Exchange Unit	35
Hose Clamps, Cutters, Disconnect Tools	36-37

Lubricant Service

Grease Guns & Accessories	38
---------------------------------	----

Transmission

Transmission Fluid Exchanger	40
Transmission & Transaxle Dip Sticks	40
Disconnect Tools	41-42
Tubing Cutters	42
Pilot Bearing Pullers	43
Gear & Pulley Pullers	43
Mounting Fixtures	43
Drive Axle Axle Nut Sockets	44-45
Rear Axle Bearing	46
Drive Axle Pullers	47
CV Joint Puller & Pliers	47
Differential Housing Spreader	48

Steering

Pitman Arm Pullers	50-51
Separator Tools	51

Inner Tie Rod Tools	52
Power Steering Pumps	53
Steering Wheel Pullers	53
Flange-Type Pullers	54

Suspension

Ball Joint Tools	55-58
Ball Joint Separators	58
Torsion Bars	59
Alignment Tools	59-60
Strut Tools	61

Hub

Hub Grappler™	62
Hub Pullers	63
Hub Resurfacing Kit	64
Slide Hammer Puller Sets	64-65
Locknut Sockets	65-66

Brake

Brake Pad Gauge, Brake Fluid Tester, & Brake Pressure Tests	68
Brake Drum and Rotor Puller, Brake Caliper Tools, Disc Brake Tools, & Brake Spring Tools	69
Brake Caliper Tools, Tube Bending Tools	70
Brake Flaring Tools, Tubing Cutters & Deburring Tools	71
Vacuum Brake Bleeder, Vacuum Pump	72
Ball Hone Set	73

Wheel & Tire

Tire Bead Seater	73
Tire Spoons	74
Hands Free Air Chuck, Tire Bead Breaker	74
Tire Spoon Holding Pliers, Hub Cap Removal Tool	75
Tire Pressure Monitoring System & Wheel Dollies	76

Battery

Battery Terminal Tools	78
Battery Testers	79
Sabre HP & Heavy-Duty Testers	80

Electrical

Crimping Pliers & Wire Strippers	81
Terminal Release Tools, Heat Shrink Tubing a & Heat Gun	82
Wire Holders, Anti-static Wrist Strap & Radio Tool Sets	83
Air Bag Release Tools, Ford 6.0L Diesel IPR Controller	84
Circuit Testers	85
Terminal Test Kits, HD Remote Stater Switch	86

A/C

A/C Clutch Sets	86
Disconnect Tools, Fin Straightener & Line Fluid Stopper	87
Tubing Benders, Deburring Tools, Inspection Light	88

Body Mechanical

Trim, Upholstery, Door Panels, Mirror Removal Tools	90
Lockout Tools, Air bag	91
Wiper Arm Puller, Hole Punch Kit, Dent Puller	92
Collision Repair Sets	93

Fastener

Torx® Socket Sets	94-95
Hex Key Wrenches	96

Stud Remover Sets	96
Spot Weld Cutter	96
Impact Drivers, Thread Chaser, Battery Terminal Wrenches, Spanner Wrenches	97
Torque Wrenches / Multipliers, Torque Angle Gauges and Meter	98
Giant Adjustable Wrenches, Strap Wrenches, Chain Wrenches SmartTech™ Technician Gloves	99

Pliers & Cutters

Retaining Ring Pliers	101
Hose & PVC Cutters, Hose Pinch Off Pliers, Angled Crimping Pliers	102
Pry Bars	103
Hose Removal Set, Pick & Hook Set, O-ring Picks	104

Strike / Struck

Sledge Hammers, Bass Hammer & Punch Sets	105
Punch & Chisel Set, Bushing Driver Sets	106-107

Inspection

Work Lights, Video Scope	108-109
--------------------------------	---------

Multi System Testing

EVAP Leak Detection System	110
----------------------------------	-----

General Purpose

Magnetic Pick Up Tool, Clutch Holder, Pulley Holder, Ball Hone Set, Multipurpose Cleaning Gun	112
---	-----

Pullers

Protective Blankets	115
Mechanical "Grip-O-Matic" Pullers	116
Mechanical Push-Pullers and Pulling Adapters	117
Hydraulic Push-Pullers	118
Hydraulic "Grip-O-Matic" Pullers	118
Bearing Splitters and Pulling Attachment	119
Slide Hammer Pullers	120-121
Differential Bearing Pullers	122
Blind Hole Pullers and A/C Clutch Pulley	123-124
Flange-Type Pullers	125
17-1/2 - 50-Ton Puller Sets	126-128

Motorcycle Tools**Engine / Fuel / Oil**

Oil Filter Wrenches	130
Hose Pliers	130
Piston and Valve Tools	131
Engine Testing Tools	132

Driveline / Transmission

Chain / Belt Tools	133
Clutch / Flywheel / Wheel / Brake	134-135
Tire / Brake / Spoke Tools	136-137

Chassis / Body

Bearing / Body Tools	138
----------------------------	-----

Electrical

Battery / Wire / Testing Tools	139-140
Fasteners Torx® Bits	141
Allen Wrenches	141

General

Bushing / Hose / Press / Lift	142-143
Stud Removal / Torque Wrenches	144
Hammers / Punches / Chisels	144-145
Works Lights / Holding Fixture	146

Heavy-Duty

Diesel Compression Testers	148-149
Glow Plug Testers	148-149
Injector Remover / Installers	149
HD Drain Plug Pro™	150
HD Oil Filter Wrenches	150
HD Snap Ring Pliers	150
Sleeve Puller / Plates	151-152
Clutch Tools	152-153
Locknut Sockets	154-155
Kingpin & Brake Anchor Pin Push	156
Slack Adjuster Pullers	157
Brake Spring Pliers	158
Transmission Puller Sets	158
Fuel Injectors	159
Nozzle Testers	160-161
Oil Filter Crushers / Receivers	162
Hendrickson Service Sets	163-165
Freightliner Rear Suspension	165
Power Train Lifts	166
Transmissions Jacks	166
Air Lifts / Driveline Lifts	166-167
Clutch Lifts	167
Under Axle Jacks	168
Service Jack	168-169
Engine & Jack Stands	170-171
Bottle Jacks	172
Wheel Dollies & Track Ramps	173
Torque Wrenches	174
Tire Bead Seater / Tire Spoons	174
Hands Free Air Chuck, Tire Bead Breaker	175
Tire Spoon Holding Pliers	175
Floor Cranes	176-177
Presses	178-180
Collision Repair Sets	181
DPF Equipment	182-183
Genisys® HD Standard	184
Ez-Tap HD Diagnostics	185-187
HD Scan	187
Pro-Link iQ	188
Leak Detector System	189
Diesel Emission Tester	190
Heavy Duty Battery Tester	191
Recovery / Recycling Units	191-192

Shop Equipment

Power Train Lifts	194
Transmissions Jacks	195-196
Air Lifts / Driveline Lifts	196
Clutch Lifts	197
Truck Ramps	197
Under Axle / Service Jacks	198-201
Fork lifts	202
Stands	202-203
Car Dollies	203
Brake Drum Dolly	204
Wheel dollies	204
Engine Stands	205-206
Engine support Bars	206
Floor Cranes	207-208
Lifting Chains	208
Filter / Fluid / Oil Service	209
Presses & Accessories	210-213
Bottle Jacks	214
Collision Repair Sets	215
Hydraulic Spreaders	215
Hydraulic Pumps & Rams	216-225
Hydraulic Accessories	226-227
Bushing Service	228-230
DPF Equipment	231-232



464.....	122, 134	1111.....	117, 118	1500A.....	200	1769A.....	173, 204	1916.....	154
465.....	122, 135	1112.....	118	1503A.....	199	1770A.....	76, 173, 204	1917.....	154, 155
518.....	125, 126, 135	1113.....	118	1504A.....	199	1772D.....	171, 202	1918.....	154
522.....	43, 47, 124	1120.....	101	1505B.....	169, 201	1773D.....	171, 202	1919.....	154, 155
525.....	10, 125, 134	1121.....	119, 124, 126	1507B.....	169, 200	1774B.....	171, 202	1920.....	154
679.....	119, 124	1122.....	64, 119, 122, 124, 126	1510B.....	169, 201	1778B.....	171, 202	1921.....	154, 155
680.....	119	1123.....	119, 124, 126, 180, 213	1511B.....	169, 200	1779B.....	171, 202	1922.....	154, 155
714.....	101, 133	1124.....	119, 180, 213	1512.....	169, 201	1780.....	171, 202	1923.....	154, 155
885.....	43, 97	1125.....	101	1513B.....	93, 215	1781B.....	202	1924.....	154, 155
898A.....	92	1126.....	119, 180, 213	1515B.....	93, 181, 215	1783.....	171, 202	1925.....	154, 155
927.....	117, 124, 126	1127.....	119	1517A.....	93, 215	1784C.....	171	1926.....	154
938.....	117, 126	1128.....	119	1519A.....	93, 215	1788A.....	168, 198	1927.....	154, 155
939.....	117	1130.....	119, 124, 126	1520.....	167, 196	1793A.....	196	1928.....	44, 65, 154, 155
981.....	123, 134	1131.....	101	1521A.....	195	1794A.....	196	1929.....	155
0100.....	101	1150.....	119	1522A.....	166, 194	1805.....	208	1930.....	155
0200.....	101	1151.....	119	1525.....	199	1806.....	177, 208	1931.....	155
0300.....	101	1152.....	119, 126	1526.....	200	1812.....	177, 206	1932.....	154, 155
0400.....	101	1153.....	119	1532.....	199	1813.....	176, 207	1933.....	154, 155
0500.....	101	1154.....	119	1533.....	199	1814.....	176, 207	1934.....	154
0600.....	101	1155.....	120, 121	1534A.....	203	1819.....	176, 207	1935.....	154, 155
1020.....	116	1156.....	120	1540.....	167, 202	1820.....	176, 207	1936.....	44, 65, 154
1021.....	116	1157.....	120	1543.....	173, 204	1821.....	34, 162, 209	1937.....	154, 155
1022.....	116, 126	1158.....	120	1545.....	143, 203	1822.....	177, 206	1938.....	154, 155
1023.....	64, 116, 122	1165.....	119	1560.....	101	1823A.....	210	1939.....	154
1024.....	116, 126	1166.....	119	1565.....	101	1824A.....	210	1940.....	154
1025.....	116	1170.....	120, 126	1569.....	101	1825.....	178, 210	1941.....	154
1026.....	116, 126	1171.....	120	1572.....	203	1826.....	178, 211	1944.....	155
1027.....	64, 116, 122	1172.....	120	1577.....	33, 162, 209	1826A.....	178, 211	1945A.....	155
1028.....	46, 122	1173.....	120	1580.....	203	1833.....	179, 211	1946A.....	155
1031.....	46, 122	1174.....	120	1581.....	203	1834.....	179, 211	1947A.....	155
1035.....	116, 126	1176.....	120, 121, 126	1582.....	199	1845.....	179, 211	1948A.....	155
1036.....	116, 126	1177.....	64, 120, 122, 126	1585A.....	194	1846A.....	179, 211	1949A.....	155
1037.....	116, 126, 134	1178.....	121	1590.....	167, 196	1847.....	179, 211	1950M.....	154
1038.....	116	1179.....	121	1591A.....	167, 196	1850.....	179, 211	1951M.....	154
1039.....	116, 126	1180.....	124	1595.....	166, 194	1851.....	179, 211	1952M.....	154
1040.....	116	1181.....	64, 122	1620.....	126	1854.....	179, 212	1953M.....	154
1041.....	116	1182.....	124	1675.....	126	1857.....	180, 212	1954M.....	154
1042.....	116	1183.....	124	1676.....	126	1858.....	180, 212	1955M.....	154
1043.....	116	1184.....	122	1677.....	126	1858-1P.....	180, 212	1956M.....	154
1044.....	116	1200.....	151	1679.....	128	1865.....	212	1957M.....	154
1045.....	116	1201.....	151	1680.....	128	1865P.....	212	1958M.....	154
1046.....	116	1202.....	151	1681.....	128	1866.....	212	1959M.....	154
1047.....	116	1203.....	151	1682.....	128	1868.....	180, 212	1960M.....	154
1048.....	116	1205.....	151	1683.....	128	1872.....	179, 211	1961M.....	154
1049.....	116	1219.....	151	1688.....	127	1877.....	34, 162, 209	1962M.....	154
1050.....	116	1221.....	151	1689.....	127	1879.....	213	1975.....	155
1060.....	118	1222.....	151	1690.....	127	1880.....	180, 213	1976.....	155
1062.....	118	1223.....	151	1723.....	206	1881.....	180, 213	1977.....	155
1063.....	118	1225.....	151	1725.....	206	1882.....	180, 213	1978.....	155
1064.....	118	1227.....	151	1726A.....	206	1888.....	213	1979.....	155
1065.....	118	1230.....	151	1728.....	195	1889.....	213	1980.....	155
1066.....	118	1230PB.....	115	1733A.....	171, 202	1890.....	180, 213	1981.....	155
1067.....	118	1232.....	151	1734A.....	172, 203	1891.....	180, 213	1982M.....	159
1070.....	118	1233.....	151	1735B.....	171, 206	1892.....	180, 213	2002.....	177, 208
1071.....	118	1240.....	151	1736A.....	171, 202	1893.....	180, 213	2004.....	177, 208
1072.....	118	1242.....	151	1740.....	163, 228	1896.....	34, 162, 209	2015A.....	203
1073.....	118	1243.....	151	1741.....	163, 228	1899.....	213	2016A.....	203
1074.....	118	1245.....	151	1742.....	163, 228	1901.....	154	2018A.....	203
1075.....	118	1246.....	151	1743.....	164, 229	1902.....	44, 65, 154	2036PB.....	115
1076.....	118	1250.....	151	1744.....	164, 229	1903.....	154, 155	2300.....	38
1080.....	118	1252.....	152	1745.....	163, 228	1904.....	154, 155	2302.....	38
1100.....	117	1253.....	152	1746.....	163, 228	1905.....	154, 155	2304.....	38
1101.....	117, 126	1254.....	152	1748.....	164, 229	1906.....	154	2310.....	38
1102.....	117	1255.....	152	1749.....	165, 230	1907.....	154, 155	2320.....	38
1103.....	117	1256.....	152	1750.....	170, 205	1908.....	154, 155	2322.....	38
1104.....	117, 118, 126	1266.....	150	1750A.....	170, 205	1909.....	154, 155	2325.....	38
1105.....	117, 118	1320.....	101	1757.....	165, 230	1910.....	154, 155	2326.....	38
1106.....	117, 118	1325.....	101	1758.....	195	1911.....	154, 155	2327.....	38
1107.....	117, 118	1329.....	101	1763.....	164, 229	1912.....	154	2328.....	38
1108.....	117, 118	1340.....	101	1764.....	164	1913.....	154, 155	2330.....	38
1109.....	117, 118	1345.....	101	1767.....	165, 230	1914.....	154, 155	2332.....	38
1110.....	117, 118	1349.....	101	1768.....	165, 230	1915.....	154, 155	2334.....	38



2340.....	38	3220CD.....	81	4025.....	222	4420.....	43, 119	4520-3.....	47, 122
2350.....	38	3363.....	17	4026.....	217	4421.....	43, 119	4520-4.....	47, 122
2352.....	38	3365.....	17	4031.....	225	4422.....	43, 119	4521.....	37, 130
2355.....	38	3367.....	17, 132	4031-220V.....	225	4437.....	18, 32, 131	4522.....	17, 28, 37, 130
2357.....	38	3385.....	84	4033.....	225	4437-8.....	18, 32, 131	4523.....	36
2359.....	38	3386.....	78	4033-220V.....	225	4440.....	31	4524.....	36
2510A.....	222	3398.....	27	4036.....	225	4441.....	31	4525.....	36
2860PB.....	115	3417.....	187	4036-220V.....	225	4448.....	83, 91	4526.....	124
3050E.....	24	3418.....	187	4042.....	216	4449.....	91	4527.....	124, 134
3052S.....	24	3421-79.....	184	4044.....	224	4450.....	91	4528.....	41
3053S.....	24	3490.....	27, 68	4046.....	224	4452.....	91	4529.....	53
3054E.....	24	3491-01.....	27, 68, 148	4057.....	224	4460.....	83	4530.....	53
3070.....	185	3491-02.....	68, 148	4062.....	223	4461.....	83, 140	4531.....	10
3075.....	186	3491-03.....	148	4064.....	223	4467.....	81, 140	4532.....	123, 134
3075-01.....	187	3491-11.....	27, 68, 148	4082A.....	216	4468.....	81	4533.....	60
3075-02.....	187	3491-12.....	27, 68	4083B.....	216	4470.....	82	4534.....	123
3075-03.....	187	3491-13.....	27, 68	4085.....	181, 215	4472.....	82	4535.....	86
3075-04.....	187	3492.....	148	4100.....	217	4472-1.....	82	4536.....	86, 123
3075-05.....	187	3569.....	86	4101.....	217	4475.....	11	4537.....	86
3075-06.....	187	3579.....	13	4103.....	217	4476.....	78, 102	4542.....	44, 65
3075-08.....	187	3587.....	86	4104.....	217	4477.....	78, 102	4543A.....	44
3076.....	185	3589.....	13	4105.....	217	4480.....	20, 131	4543A-1.....	44
3085.....	186	3590.....	109	4106.....	217	4485.....	96	4543A-2.....	44
3085-01.....	187	3596J.....	33	4107.....	217	4489.....	90	4543A-3.....	44
3085-02.....	187	3596J-1.....	33	4108.....	217	4490.....	111, 143	4543A-4.....	44
3085-03.....	187	3596J-2.....	33	4110.....	217	4491.....	15, 109	4543A-5.....	44
3085-05.....	187	3596J-3.....	33	4111.....	217, 218	4492.....	90	4543A-6.....	44
3086.....	185	3596J-4.....	33	4115.....	217	4493.....	82, 102	4546.....	72
3110.....	188	3596J-5.....	33	4116.....	217, 218	4494.....	24, 87	4546-1.....	72
3110-01.....	188	3596J-6.....	33	4120.....	219	4495.....	24, 87	4546-2.....	72
3110-02.....	188	3596J-7.....	33	4121.....	219	4496.....	36, 130	4547A.....	44
3110-04.....	188	3596J-8.....	33	4122.....	219	4497A.....	81, 143	4547A-29.....	44
3110-05.....	188	3596J-9.....	33	4130.....	219	4498.....	81, 143	4547A-30.....	44
3110-07.....	188	3598.....	109	4131.....	218	4502.....	36	4547A-32.....	44
3110-08.....	188	3630.....	85	4132.....	218	4503.....	71	4547A-34.....	44
3110-09.....	188	3631.....	85	4139.....	218	4504.....	71	4547A-35.....	44
3110-10.....	188	3633.....	85, 139	4140.....	218	4505.....	106	4547A-36.....	44
3110-11.....	188	3634.....	85	4141.....	220	4506.....	24	4547A-38.....	44
3110-12.....	188	3636.....	85	4142.....	220	4507.....	65, 106, 138	4549.....	90
3110-13.....	188	3639.....	85	4143.....	220	4508.....	41, 47, 65, 104	4549-1.....	90
3110-14.....	188	3642.....	85, 148	4144.....	220	4508-1.....	41, 47, 65, 104	4549-2.....	90
3110-15.....	188	3650.....	86, 139	4145.....	220	4509.....	18, 28, 37, 102, 143	4549-3.....	90
3110-16.....	188	3660.....	17	4169.....	221	4509-1.....	18, 28, 37, 102, 143	4550.....	18, 90, 145
3110-17.....	188	3665.....	17	4170.....	221	4510.....	17, 28, 36, 102, 130	4551.....	90
3110-18.....	188	3673.....	13, 148	4175.....	220	4510-8.....	17, 28, 36, 102, 130	4552.....	90
3110-19.....	188	3674.....	27, 148	4180.....	151, 181, 220	4510-10.....	17, 28, 36, 102, 130	4552-1.....	90
3110-20.....	188	3833-15.....	76, 136	4185.....	220	4510-12.....	17, 28, 36, 102, 130	4552-2.....	90
3110-21.....	188	3833-17.....	76, 136	4186.....	220	4512.....	101, 143	4552-3.....	90
3110-22.....	188	3833-25.....	76	4200.....	161	4512-1.....	101, 143	4554.....	98
3110-23.....	188	3835.....	76	4201.....	160	4512-2.....	101, 143	4555.....	31, 150
3110-24.....	188	3836.....	76	4202.....	161	4512-3.....	101, 143	4556.....	31, 150
3110-25.....	188	3874HD.....	184	4203.....	161	4512-4.....	101, 143	4557.....	31, 150
3110-26.....	188	3880X.....	108	4221.....	165, 230	4512-5.....	101, 143	4559.....	51
3110-27.....	188	3890.....	68	4235.....	165, 230	4512-6.....	101, 143	4559-1.....	51
3167.....	80	3902.....	85	4240.....	156	4512-7.....	101, 143	4559-2.....	51
3167-01.....	80	3903.....	85, 148	4241.....	156	4512-8.....	101, 143	4560.....	31, 150
3167-HD.....	80, 191	3904.....	85	4244.....	165, 230	4512-9.....	101, 143	4561.....	31, 150
3168.....	80	3905.....	85	4245.....	165, 230	4512-10.....	101, 143	4562.....	31, 150
3168-HD.....	80, 191	3906.....	85	4295.....	156	4513.....	101, 150	4565.....	31, 130
3169.....	80, 191	3907.....	139	4305.....	177, 208	4513-1.....	101, 150	4566.....	31
3172.....	80	3908.....	139	4313C.....	172, 214	4513-2.....	101, 150	4567.....	31
3172-15.....	80, 191	3910.....	139	4321C.....	172, 214	4513-3.....	101, 150	4568.....	31, 130
3173.....	191	4002.....	216	4324.....	206	4513-4.....	101, 150	4572.....	12, 131
3174.....	191	4004.....	216	4383.....	92	4513-5.....	101, 150	4573.....	13
3176.....	79, 138	4008.....	222	4401.....	70	4513-6.....	101, 150	4576.....	97, 145
3180.....	79	4009.....	222	4403.....	28, 70	4514.....	101, 145	4579.....	64, 121
3181.....	79, 191	4012.....	221	4404.....	28, 70	4515.....	104, 143	4581.....	123, 138
3182.....	79	4016.....	221	4407.....	106	4517.....	123, 138	4582.....	31
3183.....	79	4017.....	221	4408.....	106	4518.....	123, 135	4584.....	31
3184.....	79	4020.....	181, 222	4410.....	107, 142	4520.....	47, 122	4589.....	69
3185.....	79	4021.....	222	4411.....	18, 28, 37, 102, 111, 143	4520-1.....	47, 122	4590.....	69
3220.....	81	4022.....	222	4412.....	18, 28, 37, 102, 111, 143	4520-2.....	47, 122	4591.....	69



4592.....	158	4673-6.....	18, 32, 131	4840.....	12, 131	5191.....	153	5801SGLV-XL.....	99, 103, 109
4592-1.....	158	4673-7.....	18, 32, 131	4842.....	12, 131	5192.....	153	5900A.....	94, 141
4598.....	68, 136	4676.....	92	4844.....	131	5200.....	198	5905.....	95
4599.....	72, 137	4681.....	53	4848.....	32, 42, 130	5202.....	199	5905-8.....	95
4600.....	106, 145	4705.....	92	4850.....	134	5203.....	199	5905-10.....	95
4600-1.....	106, 145	4706.....	92	4852.....	135	5206.....	169, 200	5905-15.....	95
4600-2.....	106, 145	4711.....	83	5007.....	201	5210.....	169, 200	5905-20.....	95
4600-3.....	106, 145	4712.....	83	5008.....	169, 201	5213.....	172, 214	5905-25.....	95
4600-4.....	106, 145	4715.....	83	5009.....	169, 201	5213T.....	172, 214	5905-27.....	95
4600-5.....	106, 145	4715-1.....	83	5015A.....	167, 197	5214.....	167, 202	5905-30.....	95
4600-6.....	106, 145	4715-2.....	83	5017A.....	173, 204	5221.....	172, 214	5905-40.....	95
4600-7.....	106, 145	4715-3.....	83	5018A.....	167, 197	5230.....	178, 210	5905-45.....	95
4600-8.....	106, 145	4715-4.....	83	5019A.....	166, 194	5237.....	195	5905-50.....	95
4600-9.....	106, 145	4715-5.....	83	5020.....	15, 148	5268.....	173, 197	5905-55.....	95
4600-10.....	106, 145	4715-6.....	83	5021.....	15, 148	5269.....	173, 197	5906.....	94
4600-11.....	106, 145	4715-7.....	83	5022.....	152	5280.....	183, 232	5908.....	94
4600-12.....	106, 145	4715-8.....	83	5024.....	159	5281.....	183, 232	5911.....	29, 130
4600-13.....	106, 145	4715-9.....	83	5025.....	27, 184, 232	5285.....	166, 194	5912.....	81
4600-14.....	106, 145	4720.....	48	5028.....	120, 150	5286.....	182, 231	5918.....	94
4600-15.....	106, 145	4721.....	28, 37, 47, 133	5029.....	153	5550.....	108, 146	5919.....	94
4600-16.....	106, 145	4722.....	48	5030.....	153	5551.....	108, 146	5920.....	94
4602.....	105, 144	4723.....	28, 36, 47, 130	5035.....	153	5552.....	108, 146	5921.....	94
4603.....	12	4724.....	48	5038.....	157	5603.....	13	5922.....	94
4603-1.....	12	4731A.....	8	5039.....	152	5604.....	132	5923.....	94
4603-2.....	12	4732.....	8	5040.....	159	5605.....	14	5924.....	94
4603-3.....	12	4739.....	133	5042.....	159	5606.....	14	5925.....	94
4604.....	12	4740.....	137	5043.....	153	5607.....	3	5926.....	94
4604-1.....	12	4741.....	136	5044.....	152	5608.....	3	5927.....	94
4604-2.....	12	4742.....	134	5047.....	154	5609.....	14, 132	5928.....	94
4605.....	106, 145	4743.....	69, 137	5048.....	152	5610.....	14, 40	5929.....	94
4605-1.....	145	4744.....	133	5049.....	134, 152	5613.....	15, 22, 132	5930.....	94
4605-2.....	145	4745.....	133	5051.....	158	5630.....	22	5934.....	94
4605-3.....	145	4746.....	133	5052.....	156	5700.....	73	5935.....	94
4605-4.....	145	4747.....	137	5053.....	156	5702.....	73	5936.....	94
4605-5.....	145	4748.....	133	5054.....	157	5713.....	73, 174	5937.....	94
4605-6.....	145	4749.....	133	5055.....	157	5716.....	74, 174	5938.....	94
4605-7.....	145	4750.....	75, 136	5056.....	157	5720.....	74, 174	5939.....	94
4605-8.....	145	4751.....	76, 136	5057.....	60, 157	5724.....	74, 174	5940.....	8, 96
4605-9.....	145	4754.....	11, 135	5059.....	154	5728.....	74, 175	5945.....	84, 91
4605-10.....	145	4758.....	133	5060.....	27, 149	5731.....	75, 175	5950A.....	81, 140
4605-11.....	145	4769.....	75, 136	5062.....	159	5732.....	75, 175	5950S.....	81, 140
4605-12.....	145	4770.....	75, 136	5063.....	158	5733.....	75, 175	5953.....	82, 140
4605-13.....	145	4771.....	75, 136	5064.....	158	5735-35.....	74, 174	5955.....	82, 140
4606.....	105, 144	4775.....	75, 136	5065.....	158	5736-24.....	74, 174	5961.....	29
4607.....	97, 106, 143	4777.....	75, 136	5066.....	158	5736-30.....	74, 174	5961HD.....	29, 150
4608.....	97, 106, 143	4779.....	111, 138	5068.....	156	5737-30.....	74, 174	6005A.....	13, 149
4611.....	78	4780.....	111, 141	5070.....	153	5739-24.....	74, 174	6006.....	44, 66
4612.....	78	4781.....	111, 142	5071.....	152	5739-30.....	74, 174	6007.....	59
4613.....	78, 102	4782.....	82, 139	5072.....	158	5744.....	75	6009.....	2
4614.....	78, 97, 139	4783.....	111, 140	5073.....	98	5745.....	74, 175	6010.....	45, 66
4615.....	78, 97	4784.....	92, 138	5074.....	98	5758.....	75	6020.....	2
4616.....	78, 97, 139	4786.....	111, 142	5077.....	33, 162, 209	5789ID-520.....	74, 105, 175	6022.....	8, 96
4617.....	78, 139	4790.....	138	5079.....	156	5789ID-1032.....	74, 105, 175	6023.....	24
4618.....	78	4791.....	97, 138	5078.....	166, 195	5790ID-624.....	105	6024.....	3
4619.....	78	4792.....	97, 138	5080.....	157	5790ID-630.....	105	6043.....	35, 112
4620.....	78	4794.....	111, 137	5081.....	157	5790ID-824.....	105	6046.....	37
4621.....	78	4795.....	111, 137	5082.....	76, 175, 204	5790ID-830.....	105	6060A.....	6
4622.....	78	4796.....	137	5085.....	157	5790ID-1030.....	105	6065.....	52, 156
4623.....	47, 133	4797.....	138	5086.....	93, 181, 215	5790ID-1230.....	105	6067.....	25, 149
4629.....	105, 144	4799.....	70, 137	5090.....	173, 203	5790ID-1430.....	105	6068.....	4
4631.....	78	4800.....	134	5092.....	168, 198	5791ID-312.....	105	6069.....	27, 149
4645.....	11	4801.....	111, 135	5093B.....	168, 198	5791ID-412.....	105	6073.....	87
4650.....	109, 146	4802.....	102, 112, 135	5095A.....	76, 173, 204	5791ID-416.....	105	6075.....	7
4651.....	96, 145	4803.....	112, 135	5096A.....	76, 173, 204	5792ID-216.....	105	6076.....	4, 149
4652.....	11	4804.....	99, 112, 135	5097.....	33, 162, 209	5792ID-316.....	105	6084.....	52
4658.....	91, 104	4809.....	72	5100.....	76, 204	5793ID-2414.....	105	6087.....	27, 149
4673.....	18, 32, 131	4813.....	82, 139	5105B.....	76, 204	5793ID-3214.....	105	6088.....	4, 83, 149
4673-1.....	18, 32, 131	4814.....	82, 139	5106.....	168, 201	5800TGLV-M.....	99, 103, 109	6093.....	69
4673-2.....	18, 32, 131	4818.....	102, 140	5110.....	168, 201	5800TGLV-L.....	99, 103, 109	6100.....	94, 141
4673-3.....	18, 32, 131	4822.....	82, 139	5130.....	166, 196	5800TGLV-XL.....	99, 103, 109	6101.....	94, 141
4673-4.....	18, 32, 131	4838.....	12, 131	5180.....	142, 178, 210	5801SGLV-M.....	99, 103, 109	6102.....	94, 141
4673-5.....	18, 32, 131	4839.....	12, 130	5190.....	153	5801SGLV-L.....	99, 103, 109	6103.....	94, 141



6104.....	94, 141	6476.....	2	6541.....	46, 64, 120	6765.....	25	6956-10.....	95, 141
6105.....	94, 141	6477.....	2	6542.....	65, 120	6766.....	25, 84	6958.....	95
6106.....	94, 141	6478.....	2	6550.....	20	6768.....	4, 25, 84	6958-1.....	95
6107.....	73, 94, 141	6479.....	2	6550MAN-08.....	20	6784.....	30	6958-2.....	95
6108.....	73, 94, 141	6480.....	2	6550PRO.....	20	6785.....	90	6958-3.....	95
6109.....	94, 141	6481.....	2	6550UPD.....	20	6786.....	30	6958-4.....	95
6110.....	73, 94, 141	6482.....	2	6559.....	55	6795.....	45, 66	6958-5.....	95
6111.....	94, 141	6483.....	2	6574.....	63	6796.....	45, 66	6958-6.....	95
6112.....	73, 94, 141	6484.....	2	6574-1.....	63	6900.....	3	6958-7.....	95
6135.....	73, 94	6485.....	2	6575.....	62	6901.....	30, 130	6958-8.....	95
6145.....	94	6486.....	3	6575-1.....	62	6902.....	45, 66	6958-9.....	95
6150.....	95, 141	6487.....	3	6575-2.....	62	6903.....	30	6958-10.....	95
6151.....	94, 95, 141	6488.....	3	6575-2C.....	62	6904.....	30	6968.....	99
6152.....	94, 95, 141	6489.....	2	6575-3.....	62	6905.....	30, 130	6969.....	99
6153.....	94, 95, 141	6492.....	15, 181	6575-4.....	62	6906.....	30	6974.....	4
6154.....	94, 95, 141	6494.....	61	6575H.....	62	6908.....	30	6980.....	69
6155.....	94, 95, 141	6495.....	7	6575MAN-09.....	63	6909.....	30	6985.....	8
6156.....	94, 95, 141	6496.....	50	6578.....	60, 64	6910.....	30	6986.....	12, 96, 144
6157.....	94, 95, 141	6497.....	50	6582.....	61	6914.....	26, 32, 161	6986-1.....	12, 96, 144
6160.....	95	6498.....	3	6583.....	61	6915.....	26, 32, 161	6986-2.....	12, 96, 144
6161.....	95	6500.....	18	6587.....	60, 61	6916.....	26, 161	6986-3.....	12, 96, 144
6162.....	95	6501.....	120	6589.....	13, 131	6918.....	3	6986-4.....	12, 96, 144
6163.....	95	6502.....	71	6591.....	61	6921.....	45, 66	6987.....	12, 96, 144
6164.....	95	6503.....	71	6591-1.....	61	6928.....	45, 66	6987-6.....	12, 96, 144
6165.....	73, 94, 95	6504.....	71	6592.....	61	6930.....	10, 54, 125, 135	6987-8.....	12, 96, 144
6166.....	95	6505.....	10	6593.....	42	6931.....	18	6987-10.....	12, 96, 144
6167.....	73, 94, 95	6506.....	71	6594.....	4, 25, 32	6935.....	46, 150	6987-12.....	12, 96, 144
6170.....	95, 141	6508.....	23, 42, 87	6595.....	4, 32, 149	6936.....	45, 66	7000A.....	20
6171.....	95, 141	6511.....	24, 41	6596.....	68	6939.....	60, 107	7000A-1.....	20
6172.....	95, 141	6512.....	28, 42, 71, 88	6599.....	26	6939-1.....	60, 95, 107, 141	7005.....	53
6173.....	95, 141	6514.....	28, 42, 71, 88	6601.....	44, 66	6950.....	95, 141	7011.....	48, 73, 112, 142
6174.....	95, 141	6515.....	28, 70, 88	6602.....	46	6950-2.....	95, 141	7011-1.....	48, 73, 112, 142
6175.....	73, 94, 95, 141	6516.....	70	6603.....	24	6950-3.....	95, 141	7011-2.....	48, 73, 112, 142
6176.....	73, 94, 95, 141	6517.....	24, 42, 87	6604.....	40	6950-4.....	95, 141	7011-3.....	48, 73, 112, 142
6177.....	73, 94, 95, 141	6522.....	16, 29, 110, 189	6611.....	41	6950-5.....	95, 141	7011-4.....	48, 73, 112, 142
6180.....	95, 141	6522-1.....	16, 110, 189	6612.....	45, 66	6950-6.....	95, 141	7011-5.....	48, 73, 112, 142
6181.....	94, 95, 141	6522-2.....	16, 110, 189	6613.....	8, 145	6950-7.....	95, 141	7011-6.....	48, 73, 112, 142
6182.....	94, 95, 141	6522-3.....	16, 110, 189	6616.....	6	6950-8.....	95, 141	7011-8.....	48, 73, 112, 142
6183.....	94, 95, 141	6522-4.....	16, 110, 189	6617.....	11	6950-9.....	95, 141	7011-10.....	48, 73, 112, 142
6184.....	94, 95, 141	6522-5.....	16, 110, 189	6627.....	92, 121	6950-10.....	95, 141	7011-12.....	48, 73, 112, 142
6185.....	94, 95, 141	6522-6.....	16, 110, 189	6642.....	90, 138	6952.....	95, 141	7011-14.....	48, 73, 112, 142
6186.....	94, 95, 141	6522-7.....	16, 110, 189	6660.....	4, 149	6952-1.....	95, 141	7020.....	43, 48, 146, 197
6187.....	94, 95, 141	6522-8.....	16, 110, 189	6667.....	7	6952-2.....	95, 141	7023.....	52
6188.....	94, 95, 141	6522-9.....	16, 110, 189	6673.....	11, 133	6952-3.....	95, 141	7024.....	41
6191.....	94, 95, 141	6522-10.....	16, 110, 189	6676.....	92	6952-4.....	95, 141	7028.....	152
6192.....	94	6522-11.....	16, 110, 189	6678.....	9	6952-5.....	95, 141	7034.....	69
6193.....	94	6522-12.....	16, 110, 189	6679.....	9	6952-6.....	95, 141	7038A.....	43
6198.....	94	6522-13.....	16, 110, 189	6685.....	5	6952-7.....	95, 141	7038B.....	43
6260.....	24	6522-14.....	16, 110, 189	6686.....	6	6952-8.....	95, 141	7038C.....	43
6266.....	24	6522-15.....	16, 110, 189	6687.....	6	6952-9.....	95, 141	7045B.....	60
6272.....	51	6529.....	55	6688.....	6	6952-10.....	95, 141	7053K.....	100
6274.....	52	6529-1.....	56	6689.....	7	6954.....	95, 141	7057.....	153
6275.....	52	6529-2.....	56	6695.....	52, 64	6954-1.....	95, 141	7062A.....	32, 150
6284.....	7	6529-3.....	56	6697.....	52, 64	6954-2.....	95, 141	7068.....	58
6290A.....	63	6529-4.....	56	6698.....	52, 64	6954-3.....	95, 141	7069A.....	158
6293.....	7	6529-5.....	56	6703.....	22, 32, 42, 70, 87, 137	6954-4.....	95, 141	7070A.....	158
6294.....	9, 54, 125	6529-6.....	56	6703-1.....	22, 32, 42, 70, 87, 137	6954-5.....	95, 141	7071.....	48, 156
6295.....	50	6529-10.....	56	6703-2.....	22, 32, 42, 70, 87, 137	6954-6.....	95, 141	7072A.....	153
6296.....	50	6529MAN-08.....	58	6703-3.....	22, 32, 42, 70, 87, 137	6954-7.....	95, 141	7073A.....	153
6297.....	50, 28	6530.....	55	6711.....	84	6954-8.....	95, 141	7074A.....	153
6298.....	63	6531.....	51	6730.....	57	6954-9.....	95, 141	7075.....	158
6299.....	51	6532.....	51	6731.....	57	6954-10.....	95, 141	7077.....	157
6466.....	2	6533.....	51	6732.....	57	6956.....	95, 141	7080.....	58
6467.....	2	6534.....	51	6733.....	57	6956-1.....	95, 141	7085.....	48
6468.....	2	6535.....	51, 58	6734.....	56	6956-2.....	95, 141	7090A.....	45, 66
6469.....	2	6539.....	55	6735.....	57	6956-3.....	95, 141	7095.....	52
6470.....	2	6539-1.....	56	6736.....	57	6956-4.....	95, 141	7096.....	52
6471.....	2	6539-2.....	57	6752.....	25, 149	6956-5.....	95, 141	7097.....	52
6472.....	2	6539-3.....	57	6753.....	25, 149	6956-6.....	95, 141	7100.....	177, 208
6473.....	2	6539-4.....	57	6760.....	25	6956-7.....	95, 141	7103.....	104
6474.....	2	6539-10.....	57	6763.....	25	6956-8.....	95, 141	7106.....	152
6475.....	2	6540.....	46	6764.....	25, 84	6956-9.....	95, 141	7108.....	158



7109.....	158	7326.....	96	7488A.....	68	7826.....	59	8030.....	117
7117.....	159	7327.....	96	7490.....	153	7827.....	91	8031.....	55
7118.....	43, 197	7328.....	96	7491C.....	60	7828.....	24	8032A.....	56
7119.....	152	7329.....	96	7494A.....	46	7829.....	59	8033.....	56
7120.....	152	7330.....	96	7495A.....	46, 121	7830A.....	53	8034.....	57
7120A.....	152	7331.....	96	7496A.....	46, 121	7834.....	3	8035.....	117, 126
7120B.....	152	7332.....	96	7497A.....	46, 121	7835.....	3, 149	8036.....	117
7121.....	159	7333.....	96	7499.....	70	7840.....	59	8037.....	117, 126
7122R.....	53	7334.....	96	7500.....	52	7853.....	72	8038.....	117, 126
7123K.....	100	7337.....	24	7501.....	52	7885.....	11	8039.....	117, 126
7125K.....	100	7342.....	22	7502.....	47	7889.....	53	8040.....	117, 126
7135A.....	63	7345.....	96	7503.....	50	7891.....	51	8041.....	117, 126
7136.....	65, 122	7346.....	96	7507.....	47	7894.....	57	8042.....	117
7140.....	47	7347.....	96	7508.....	47	7901.....	63	8043.....	117, 126
7148.....	26	7348.....	96	7509.....	47	7910.....	41	8044.....	117, 126
7157.....	45, 66	7349.....	96	7534.....	59	7911.....	6	8050.....	117
7158.....	45, 66	7350.....	96, 107	7536.....	59	7912.....	6	8051.....	117
7161.....	10, 152	7351.....	96	7537.....	59	7913.....	45, 66	8052.....	117
7162.....	103	7352.....	96	7539.....	59	7917.....	46, 59	8053.....	117
7163.....	103, 144	7353.....	96	7544.....	60	7918.....	56	8054.....	117
7164.....	103	7354.....	96	7559A.....	15, 72, 109, 137	7919.....	57	8055.....	117
7165.....	103, 144	7355.....	96	7575.....	84	7920.....	57	8056.....	117
7166.....	103, 155	7356.....	96	7587.....	41	7924A.....	63	8057.....	117
7167.....	103, 155	7357.....	96	7588A.....	59	7927A.....	54	8058.....	117
7168.....	103, 155	7358.....	96	7595A.....	52	7928.....	13	8059.....	117
7171.....	103	7359.....	96	7601.....	24	7929A.....	54	8060.....	117
7172.....	103	7360.....	96	7602.....	24	7932.....	64	8061.....	117
7173.....	103	7361.....	24	7608.....	24	7937.....	41	8062.....	117
7174.....	103	7362.....	53	7612.....	45, 66	7941.....	45, 66	8063.....	117
7175.....	103	7363.....	24	7628.....	22	7947.....	121	8064.....	117
7180.....	157	7365.....	96	7629.....	22	7948.....	65, 121	8065.....	117
7185.....	53	7367.....	98, 175	7631.....	22	7955.....	84, 91	8066.....	117
7187.....	24	7368.....	98, 175	7635A.....	22	7956.....	84, 91	8067.....	117
7188.....	24	7372.....	46, 65, 121, 126	7639.....	72	7984.....	54	8068.....	117
7189.....	18	7374.....	46, 65, 121	7640.....	99, 150	7991.....	35, 131	8069.....	117
7196.....	9	7375.....	98, 144	7641.....	99, 150	7991-2.....	35	8070.....	117
7206.....	99, 136	7377.....	98, 144	7645.....	78	7991-3.....	35	8071.....	117
7207.....	158	7378.....	98, 174	7646A.....	41	7991-4.....	35	8072.....	117
7208A.....	63, 64, 112	7379.....	98, 174	7649.....	20	7991-7.....	35	8073.....	117
7209.....	52	7380.....	97	7654A.....	11	7996.....	56	8074.....	117
7211.....	22	7392.....	43, 47, 124, 126	7661.....	70	7997.....	7	8075.....	117, 126, 213
7215.....	18	7393.....	43, 47, 64, 122, 124	7666.....	20, 21	7998.....	26	8076.....	117, 213
7238.....	87	7394.....	63	7667.....	26	7999.....	7	8100.....	33, 42, 48, 72
7239.....	87	7400.....	99	7670.....	26	8000.....	117	8101.....	33, 42, 48, 72
7242.....	87	7401.....	99	7676.....	52	8001.....	117	8104.....	72, 136
7245.....	53	7402.....	97, 146, 181	7677.....	18	8002.....	117	8111.....	117
7248.....	46, 55, 75, 107, 150	7403.....	11, 54, 124, 126, 135	7687A.....	103	8003.....	117	8112.....	117
7249.....	55	7410.....	101	7698.....	45, 66	8004.....	117	8113.....	117
7269.....	45, 66	7412K.....	101	7703.....	120	8005.....	117	8114.....	117
7270A.....	45, 66	7414.....	59	7704.....	58	8006.....	117	8115.....	117
7294.....	60	7415.....	98	7707.....	60	8007.....	117	8116.....	117
7295.....	101	7419.....	11, 131	7737.....	83, 140	8008.....	117	8117.....	117
7299.....	70	7420.....	103, 155	7738.....	83, 140	8009.....	117	8121.....	117
7300.....	100	7421.....	103, 155	7739.....	84	8010.....	117	8122.....	117
7301.....	100	7424.....	10	7740.....	83, 140	8011.....	117	8123.....	117
7307.....	97	7425.....	10	7741.....	83, 140	8012.....	117	8124.....	117
7308.....	97	7433.....	22	7742.....	83, 140	8013.....	117	8125.....	117
7309.....	97	7448.....	20	7743.....	83, 140	8014.....	117	8126.....	117
7310A.....	50, 126	7453A.....	159	7744.....	83	8015.....	117	8131.....	117
7311A.....	50, 126	7454.....	26	7771A.....	4, 52	8016.....	117	8132.....	117
7312.....	104, 226	7455.....	159	7786.....	3	8017.....	117	8133.....	117
7313.....	101, 133	7456.....	70	7790.....	9, 54, 125, 134	8018.....	117	8134.....	117
7314A.....	50	7458.....	159	7792.....	46, 121	8019.....	117	8135.....	117
7315A.....	50	7460.....	26, 159	7793.....	9, 125	8020.....	117	8136.....	117
7317A.....	69	7461.....	4, 26, 159	7795.....	45, 66, 154	8021.....	117	8137.....	117
7318.....	43, 122	7462.....	158	7796.....	45, 66, 154	8022.....	117	8141.....	117
7319.....	43, 122	7463.....	150	7797.....	22	8023.....	117	8142.....	117
7321.....	96	7470.....	152	7807.....	18	8024.....	117	8143.....	117
7322.....	96	7471A.....	10, 149	7815.....	53	8025.....	117	8144.....	117
7323.....	96	7480.....	153	7816.....	59	8027.....	117	8145.....	117
7324.....	96	7484.....	52	7822A.....	59	8028.....	117	8146.....	117
7325.....	96	7486.....	68	7825.....	57	8029.....	117	8147.....	117




8148.....	117	9866.....	226	27198.....	118, 219	27793.....	107	38904.....	218
8149.....	51	10012.....	107	27241.....	121	27794.....	107	38909.....	218
8150.....	51	10020.....	107	27315.....	46, 64, 120, 121	27795.....	107	38953.....	180, 213
8200A.....	90	10088.....	151	27487.....	107	27796.....	107	38954.....	180, 213
8203.....	103, 142, 181	10221.....	151	27488.....	107	27797.....	107	39448.....	118
8206.....	103, 181	10461.....	226	27489.....	107	27810.....	107	39610.....	176, 207
8208.....	103, 181	10469.....	226	27490.....	107	27908.....	151	39611.....	176, 207
8212.....	103, 181	10474.....	226	27491.....	107	28228.....	219	40063BL2.....	223
8218.....	103, 181	10586.....	151	27492.....	107	28229.....	180, 213, 219	41067.....	86
8224.....	103, 181	10645.....	226	27493.....	107	28230.....	180, 213, 219	41291.....	151
8232.....	103, 181	10647.....	226	27494.....	107	28250.....	123	41331.....	123
8236.....	103, 181	10673.....	226	27495.....	107	28253.....	123	42040.....	71, 88
8260.....	29, 37, 104, 130	10682.....	226	27496.....	107	28256.....	123	42052.....	163, 164, 228, 229
8260M.....	104	10854.....	107	27497.....	107	28323.....	123	43468.....	160
8262.....	104, 142	10855.....	107	27498.....	107	28536.....	164, 229	43562.....	180, 213
8263.....	104, 142	10861.....	86	27499.....	107	28538.....	164, 229	43563.....	180, 213
8342.....	64	10986.....	88	27500.....	107	28541.....	164, 229	43888.....	126
8348.....	59	11009.....	86	27501.....	107	28612.....	218	43892.....	126
9101B.....	215	11466.....	151	27502.....	107	28632.....	218	44026.....	160
9102.....	215	11565.....	161	27503.....	107	29424.....	156	44119.....	163, 228
9104B.....	216	12001.....	107	27504.....	107	29595.....	118, 219	44148.....	121
9106B.....	216	13162.....	71, 88	27505.....	107	31609.....	208	44195.....	121
9107B.....	181, 216	13828.....	226	27506.....	107	31772.....	218	44457.....	213
9110B.....	181, 216	13888.....	226	27507.....	107	31776.....	218	44458.....	213
9195.....	217	14450.....	82, 88, 92	27508.....	107	31800.....	208	44997.....	82, 88, 92
9196.....	217	15702.....	100	27509.....	107	32325.....	218	45355.....	88, 109
9302.....	172, 214	17169.....	161	27510.....	107	32054.....	121	47484.....	15, 148
9303.....	172, 214	17490.....	35, 192	27511.....	107	32118.....	118, 219	47955.....	20
9305.....	172, 214	17506.....	192	27512.....	107	32698.....	118, 219	48625.....	167, 197
9308.....	172, 214	17800B.....	192	27513.....	107	32699.....	219	49050.....	165, 230
9312.....	172, 214	17801B.....	192	27514.....	107	32937.....	63	49611.....	166, 194
9314.....	172, 214	18403.....	37, 42, 87	27515.....	107	32976.....	151	50392.....	180, 213
9320.....	172, 214	18548.....	70, 88	27516.....	107	33439.....	219	51100.....	164, 229
9322.....	172, 214	18886.....	126, 126	27517.....	107	33769.....	151	51678.....	163, 228
9330.....	172, 214	19088.....	22	27518.....	107	33853.....	222	51695.....	163, 228
9350.....	172, 214	19776.....	192	27519.....	107	33856.....	123	52038.....	157
9500.....	224	21332.....	180, 213	27520.....	107	33857.....	123	52871.....	170, 205
9575.....	226	21669.....	219	27521.....	107	33858.....	123	60796.....	206
9582.....	224	21714.....	151, 219	27522.....	107	33859.....	123	61243.....	222
9596.....	226	21872.....	219	27523.....	107	33860.....	123	61373.....	170, 205
9617.....	226	21873.....	219	27524.....	107	33861.....	123	61405.....	170, 205
9623.....	226	22185.....	120, 123	27525.....	107	33862.....	123	61681.....	170, 205
9625.....	226	22205.....	151	27526.....	107	33863.....	123	62885.....	124
9636.....	227	22274.....	219	27527.....	107	33864.....	123	62908.....	154
9637.....	227	22275.....	219	27528.....	107	33865.....	123	62909.....	155
9650.....	226	23617.....	160, 161	27529.....	107	34136.....	219	62910.....	155
9651.....	226	23621.....	160, 161	27530.....	107	34251.....	218	62911.....	155
9652.....	226	23622.....	160, 161	27531.....	107	34288.....	191	63106.....	121
9653.....	226	23623.....	160	27532.....	107	34331.....	120	75134.....	34
9654.....	226	23624.....	160	27533.....	107	34510.....	180, 213, 219	75234.....	34
9655.....	226	23626.....	160	27534.....	107	34511.....	180, 213, 219	75240.....	34, 79
9658.....	226	23692.....	160	27535.....	107	34607.....	43, 48, 146, 197	75260.....	34
9659.....	226	23693.....	160, 161	27536.....	107	34698.....	121	75360.....	35, 192
9691.....	226	24016.....	218	27537.....	107	34750.....	192	75369.....	35, 192
9765.....	227	24196.....	219	27538.....	107	34755.....	180, 213, 219	75370.....	35, 192
9766.....	227	24197.....	219	27539.....	107	34756.....	180, 213, 219	75700.....	35, 192
9767.....	227	24544.....	121	27540.....	107	34758.....	118, 219	92000.....	40
9768.....	227	24545.....	121	27541.....	107	34788.....	191	92001.....	40
9769.....	227	24813.....	219	27542.....	107	34806.....	180, 213	92500.....	40
9770.....	227	24814.....	118, 219	27543.....	107	34807.....	180, 213	104427-PK5.....	92
9780.....	163, 227, 228	24815.....	226	27544.....	107	34808.....	180, 213	201454.....	180, 213, 219
9781.....	227	24824.....	151	27545.....	107	36352.....	160, 161	201912.....	160
9782.....	227	24832.....	119	27546.....	107	36469.....	180, 213	201913.....	160
9795.....	226	24833.....	119	27547.....	107	36578.....	121	201916.....	160
9796.....	226	24835.....	123	27548.....	107	37368.....	180, 213	201917.....	160, 161
9797.....	226	24836.....	123	27549.....	107	37592.....	151	201920.....	160
9798.....	226	25017.....	226	27550.....	107	37907.....	53	201923.....	180, 213, 219
9799.....	226	25417.....	164, 229	27551.....	107	38279.....	160	202621.....	158
9814.....	155	25653.....	218	27552.....	107	38597.....	213	202817.....	97, 146, 181
9850.....	154	25664.....	218	27553.....	107	38839.....	208	204141.....	158
9851.....	155	25919.....	226	27554.....	107	38840.....	208	204928.....	150
9852.....	155	25931.....	219	27555.....	107	38841.....	177, 208	205049.....	177, 208



205050.....	177, 208	302026.....	163, 164, 228, 229	518484.....	21	526908-3.....	8, 145	536613.....	6
205058.....	170, 205	302027.....	163, 164, 228, 229	518485.....	21	526908-4.....	8, 145	538592.....	222
205059.....	170, 205	302028.....	163, 228	518486.....	21	526908-5.....	8, 145	539254.....	91
205060.....	170, 205	302029.....	163, 228	518487.....	21, 22	526908-6.....	8, 145	539255.....	91
205061.....	170, 205	302030.....	163, 164, 228, 229	518488.....	21	526908-7.....	8, 145	539256.....	91
205101.....	170, 205	302031.....	163, 164, 228, 229	518489.....	21	526908-8.....	8, 145	540231.....	194
205377.....	121	302032.....	163, 164, 228, 229	518490.....	21	527045.....	5	540232.....	194
205378.....	92, 121	302119.....	164, 229	518491.....	21	527046.....	5	543284.....	166, 194
205776.....	158	302249.....	177	518492.....	21	527048.....	6	543751.....	171, 202
206386.....	170, 205	302340.....	151	518493.....	21	527049.....	5	543752.....	171, 202
206391.....	171, 206	302401.....	163, 228	518494.....	21	527050.....	6	543885.....	183
206437.....	117	302482.....	151, 219	518495.....	20, 21, 22	527051.....	6	543887.....	183, 232
206455.....	164, 229	302483.....	219	518496.....	21	527052.....	6	549578.....	20, 21, 22
206457.....	163, 164, 228, 229	302592.....	163, 164, 228, 229	518497.....	21	527055.....	6	549579.....	21
206459.....	163, 164, 228, 229	302593.....	163, 164, 228, 229	518498.....	21	527056.....	5	549596.....	21
206629.....	170, 205	302595.....	163, 164, 228, 229	518499.....	20, 21	527057.....	6	549597.....	21
206803.....	97, 146, 181	302941.....	177, 208	518501.....	21	527058.....	6	549598.....	21
206878.....	20, 22	303785.....	219	518527.....	21	527061.....	6	552650.....	199
207025.....	163, 164, 228, 229	304802.....	15, 148	518530.....	21	527061-1.....	5	552948.....	64
207026.....	163, 164, 228, 229	305085.....	99, 136	518534.....	21	527061-2.....	5	553516.....	48, 166, 194
207027.....	163, 164, 228, 229	306905.....	20, 22	518535.....	21	528150.....	166, 194	553913.....	183, 232
207030.....	163, 164, 228, 229	308472.....	15, 148	518536.....	21	528766.....	20, 21	553915.....	183, 232
207031.....	163, 164, 228, 229	309119.....	213	518542.....	21	528767.....	21	553990.....	183, 232
207039.....	163, 164, 228, 229	309120.....	213	518582.....	23	528768.....	21	553991.....	183, 232
207436.....	223	310810.....	15, 148	518583.....	23	528769.....	20, 21	553993.....	183, 232
207561.....	157	310832.....	15, 148	518584.....	23	528770.....	21	554654.....	183, 232
208160.....	170, 205	310840.....	15, 148	518896.....	23	528771.....	21	556889.....	183, 232
208349.....	164, 229	313342.....	164, 229	518897.....	23, 87	528772.....	21	557479.....	92, 121
208350.....	164, 229	313575.....	20	518898.....	23, 87	528773.....	22	557480.....	92, 121
208369.....	160	314386.....	167, 197	518899.....	23	528774.....	22	537757-4.....	7
208370.....	160	314548.....	157	518900.....	23, 87	528776.....	22	537757-5.....	7
208406.....	218	314556.....	165, 230	518901.....	23, 87	528853.....	170, 205	537757-6.....	7
208627.....	123	314557.....	165, 230	518902.....	23	528856.....	170, 205	537757-7.....	7
208629.....	161	314558.....	165, 230	519067.....	23	528858.....	170, 205	558181.....	183, 232
208675.....	151	314559.....	165, 230	519068.....	23	528859.....	170, 205	558382.....	166, 196
209199.....	99	314651.....	20	519097-1.....	44, 65	528861.....	170, 205	558569.....	183, 232
209200.....	99	314729.....	166, 194	519097-2.....	44, 65	528863.....	170, 205	561949.....	166, 196
209201.....	100	440384.....	23	519097-3.....	44, 65	528868.....	170, 205	563197.....	182, 231
209633.....	15, 148	440486.....	23	519097-4.....	44, 65	529219.....	199	567840.....	21
211051.....	101	440533.....	167, 197	519097-5.....	44, 65	529636.....	6	J-47399.....	183, 232
211398.....	22	501153.....	23	519097-6.....	44, 65	529637.....	6	MLR-8863B.....	40
211407.....	178, 210	504888.....	93, 215	519097-7.....	44, 65	529638.....	6	MLR-9336A.....	40
213209-PK10.....	20	504889.....	93, 215	519151.....	23, 41	529734.....	40	OTC3020CPCL.....	190
213299.....	20	511410.....	23	519152.....	23, 41	532174.....	5	OTCSH.....	190
213896.....	222	511413.....	23	519153.....	23, 41	532195.....	5	PA7.....	125
214903.....	101	513925.....	173, 203	519154.....	23, 24	535936.....	183, 232	RM1020CPCL.....	190
215009.....	168, 198	513926.....	173, 203	519155.....	23	536172.....	5, 6		
215128.....	150	513927.....	173, 203	519156.....	23, 37	536173.....	5		
215703.....	213	513990.....	7	519157.....	23, 37	536174.....	5		
215844.....	159	514644.....	173, 203	519158.....	23	536176.....	5		
216884.....	97, 146, 181	514645.....	173, 203	519159.....	23, 41	536178.....	5		
217687.....	170, 205	514646.....	173, 203	519378.....	41	536181.....	5		
217791.....	15, 148	514647.....	173, 203	522888.....	7	536186.....	5, 6		
217793.....	159	514648.....	173, 203	522889.....	7	536187.....	5, 6		
218098.....	170, 205	515686.....	167, 197	522890.....	7	536254.....	5		
218099.....	170, 205	516159.....	167, 197	522891.....	7	536255.....	5		
218163.....	159	516160.....	167, 197	522892.....	7	536265.....	5		
218174.....	167, 197	516508.....	78	522893.....	7	536582.....	6		
218504.....	170, 205	516941.....	99	522894.....	7	536583.....	6		
221378.....	164, 229	516942.....	99	522896.....	7	536584.....	6		
221476.....	59	518356.....	21	522897.....	7	536585.....	6		
222029.....	100	518450.....	60	522898.....	7	536586.....	6		
222030.....	100	518472.....	21	522899.....	7	536587.....	6		
223196.....	195	518473.....	21	522900A.....	7	536588.....	6		
300871.....	222	518474.....	21	522901.....	7	536589.....	6		
302015.....	164, 229	518476.....	21	522902.....	7	536590.....	6		
302018.....	163, 228	518477.....	21	525216.....	3	536594.....	6		
302019.....	163, 228	518478.....	21	525217.....	3	536595.....	6		
302021.....	163, 228	518480.....	20, 21	525218.....	3	536596.....	6		
302023.....	163, 164, 228, 229	518481.....	21	525219.....	3	536608.....	6		
302024.....	164, 229	518482.....	21	526908-1.....	8, 145	536611.....	6		
302025.....	164, 229	518483.....	21	526908-2.....	8, 145	536612.....	6		



Best-in-Class Service & Support



At OTC, we recognize that your purchase of OTC tools and equipment is an important investment in your business. The service information provided below demonstrates our commitment to you with on-line support and easy access to repair parts.

Warranty Registration

Warranty registration is the most important step in providing exceptional customer service. Registration is available on-line at www.otctools.com or call us at 1-800-533-6127 and follow the prompt for OTC technical assistance.

RepairTRACK

RepairTrack offers you the ability to manage your repair experience with the OTC products by providing you with an easy way to send your product in for repair and track it.

- From the moment it leaves your facility to the moment it returns, you will have the latest information.
- Generate a Repair Return Authorization by printing out a UPS tracking number directly from this site.
- Review and approve Repair Estimates online.
- Make Credit Card payments for your Repairs online.
- Up to date warranty and service information include any special programs that exist with your product.
- Find out the latest repair policies and procedures, and where to go for additional information.
- Don't miss this valuable service.

For technical support or repair service on your OTC tools or equipment, log on to RepairTrack at www.repairtrack.spx.com or call us at 1-800-533-6127 and follow the prompt for OTC technical assistance.

OTCParts.com

Get the right part, at the right time, online.

- Locate and order all of your replacement parts for OTC Tools & Equipment.
- FAST. Save time & get your parts fast with direct shipping.
- EASY. Easy-to-use website allows for intuitive & quick searching options.
- CONVENIENT. Track your orders and view all order history online.



655 EISENHOWER DRIVE
OWATONNA, MN 55060-0995 USA

TECH SERVICES 800 . 533 . 6127
FAX 800 . 955 . 8329
CUSTOMER SERVICE 800 . 533 . 6127
FAX 800 . 283 . 8665

www.otctools.com

