

Release Notes

Version 2.13.1.3

Release Notes Contents

- [Overview](#)
- [New Vehicle Coverage - Summary](#)
- [New Vehicle Coverage – Special Test Highlights](#)
- [New Vehicle Coverage - Detail](#)

Overview:

The new version 2.13.1.3 contains major coverage additions and improvements. Also provided are selected highlights of new special tests, fixed issues reported by technicians, and other improvements. You may notice many more in the software that are just too numerous to identify individually. Many thanks for the useful feedback we are receiving. More coverage and enhancements on the way!

New Vehicle Coverage - Summary:

- **GM** – New coverage for 2016-2017MY vehicles and systems
- **Honda/Acura** – New coverage for 2017MY vehicles and systems
- **Hyundai** – Expanded coverage for 2011-2014 for systems such as Doors, Cluster, Immobilizer, Seats, Cruise Control and other Body/Convenience systems
- **Kia** – Expanded coverage for 2011-2014 for systems such as Doors, Cluster, Immobilizer, Seats, Cruise Control and other Body/Convenience systems
- **Mazda** – New coverage for 2016MY vehicles and systems
- **Mazda** – Expanded coverage for 2009-2014 for Body/Convenience type systems
- **Subaru** – New coverage for 2017MY vehicles and systems
- **Subaru** – Expanded coverage for 2012-2016 for Body/Convenience type systems
- **Toyota** – New coverage for 2017MY vehicles and systems
- **Toyota** – Expanded coverage for 2009-2014 for DRIVER DOOR and MASTER SWITCH systems
- **Volvo** – New coverage for 2013-2015MY vehicles and systems
- **New Systems** – 4,126
- **New Vehicle-ECU Combinations** – 7,151
- **New Adjustment type tests** – 901
- **New Actuation type tests** – 1,430
- **Updated Diagnostic Information for the following:**
 - DTC Circuit Description for 2016MY Chrysler/Jeep and GM
 - DTC Possible Causes for 2016MY Chrysler/Jeep and GM

New Vehicle Coverage - Special Test Highlights

GM

Liftgate Maximum Open Position Learn - This test opens and closes the lift gate so the module can learn the maximum open/close positions

SPECIAL TESTS

2016 Cadillac Escalade Luxury 6.2L | LIFTGATE MODULE

Liftgate Maximum Open Position Learn

The vehicle must not be moving during the test.
Park the vehicle on a flat level surface.
Unlock all doors.
Close liftgate.
Ensure there is sufficient space behind and above the vehicle to open the liftgate.
The liftgate mode switch must be in the MAX position.

Continue Abort

Glow Plugs - Allows user to turn on and off glow plugs to determine if circuit or glow plugs are working

SPECIAL TESTS Capture Sort Custom Menu

2016 Cadillac Escalade Luxury 6.2L | ENGINE

Glow Plugs

Command State: On

<input type="checkbox"/> APP Sensor 1 Learned Applied Position	<input type="checkbox"/> APP Sensor 2 Learned Applied Position	<input type="checkbox"/> BPP Sensor Fully Released Learn Status	<input type="checkbox"/> Baro
0 %	0 %	Incomplete	2.0 kPa
0 Low 0 Avg 0 High	0 Low 0 Avg 0 High		2.0 Low 2.0 Avg 2.0 High

Page 1 of 9

On Off Release Control Exit

Fuel Injector Balance - This test allows each injector to be disabled and the drop in fuel pressure each injector causes to be measured and displayed.

SPECIAL TESTS Capture Menu

2016 Cadillac Escalade Luxury 6.2L | ENGINE

Fuel Injector Balance

Place Transmission in Park/Neutral. Turn off AC and other accessories that cause engine load. Set parking brake. Block drive wheels.

Start and idle engine.

Continue Abort

Adaptive Pressure Control Learn - This test is similar to transmission Quick Learn. It initiates an internal procedure that sets the base pressure values for a new or rebuilt transmission.

SPECIAL TESTS Capture Menu

2016 Cadillac Escalade Luxury 6.2L | ENGINE

Adaptive Pressure Control Learn

Adaptive Pressure Control Learn procedure instructions:

Place the vehicle on a flat level surface.
Connect battery charger to 12V battery.
Shift the transmission into the Park or Neutral position.

Continue Abort

Buckle Up Reminder – This test sets enables /disables the passenger Buckle up Reminder

SPECIAL TESTS Capture Menu

2007 GMC Sierra Denali Classic 6.0L | BODY CONTROL MODULE

Buckle Up Reminder

When disabled buckle up light will not illuminate when passenger is unbuckled.

When enabled buckle up light will stay illuminated until passenger is buckled up.

Continue Abort

Reductant System Test – Allows the Reductant system to be reset, necessary after parts in the system are replaced

SPECIAL TESTS Capture Sort Custom Menu

2016 Cadillac Escalade Luxury 6.2L | ENGINE

Reductant System Reset

Command State:

<input type="checkbox"/> A/C Compressor Clutch Relay Command Off	<input type="checkbox"/> Accelerator Pedal Position 0 % 0 Low 0 Avg 0 High	<input type="checkbox"/> Air/Fuel Equivalence Ratio Command 0.0 0.0 Low 0.0 Avg 0.0 High	<input type="checkbox"/> Ambient Air Temperature -40 °C -40 Low -40 Avg -40 High
--	--	--	--

Page 1 of 20

Reset Exit

Turbo Charger Vane Position – Allows user to vary turbocharger vane position to verify proper operation

SPECIAL TESTS Capture Sort Custom Menu

2016 Cadillac Escalade Luxury 6.2L | ENGINE

Turbocharger Vane Position

Command State: 30.0 %

<input type="checkbox"/> 5V Reference 1 3.1 v 3.1 Low 3.1 Avg 3.1 High	<input type="checkbox"/> 5V Reference 1 Circuit Status Malfunction	<input type="checkbox"/> 5V Reference 2 0.0 v 0.0 Low 0.0 Avg 0.0 High	<input type="checkbox"/> 5V Reference 2 Circuit Status Ok
--	--	--	---

Page 1 of 11

Decrease Increase Release Control Exit

Intake Air Flow Valve Position - Allows user to vary Intake Airflow valve position to verify proper operation

SPECIAL TESTS Capture Menu

2016 Cadillac Escalade Luxury 6.2L | ENGINE

Intake Air Flow Valve Position

Command State: None

Engine RPM	9188
STR_MSG_INTAKE_AIR_FLOW_MOTOR_COMMAND	0 %
STR_MSG_DESIRED_AIR_FLOW_VALVE_POSITION	1 %
Intake Air Flow Valve Position	0 %

Decrease Increase Release Control Exit

Toyota

Headlight Type Setting -

Current Capture Menu

SPECIAL TESTS

Headlight Type Setting

Select the High Beam Light Source

Abort

Halogen

LED

2016 Toyota Prius C Three 1.5 PCS/LDA/RS4/LVN

History Clear –

Current

2016
Toyota
Prius C
Three 1.5

PCS/LDA/RSA/LVN

SPECIAL TESTS

Capture Menu

History Clear

This function is used to clear the history data of ECU.

Confirm the following conditions:

- Turn the engine/power switch ON (Engine OFF/Ready OFF).
- The vehicle is stopped.

Continue Abort

All Readiness –

Current

2012
Toyota
Sienna
XLE 3.5

ENGINE

SPECIAL TESTS

Capture Menu

All Readiness

The Monitor related to the input DTC is complete.

STATUS: Normal

Check result was OK.


Continue Abort

Setting Customizations

Current

2017
Toyota
Prius C
Three 1.5

Current

 **SPECIAL TESTS**

Capture Menu

All Unlock/Open-Close

Function to unlock all the other doors rather than driver's door when the driver's door is opened within 10 seconds after the ignition was switched off.


Continue Abort

BODY CONTROL MODULE

Current

2017
Toyota
Prius C
Three 1.5

Current

 **SPECIAL TESTS**

Capture Menu

Unlock Key Twice

Function to unlock only the driver's door by doing the key operation once and to unlock all the doors by doing it twice. In the OFF setting, operating the key "UNLOCK" once makes all the doors unlocked.

Continue Abort


BODY CONTROL MODULE

Current

2017
Toyota

Prius Prime
Advanced 1.8

SMART KEY

 **SPECIAL TESTS**

Capture Menu

Key Low Battery Warning

Function to Set a Warning Function for the Time When a Key Battery becomes Weak.


Continue Abort

Current

2017
Lexus

NX200t
F Sport 2.0

BODY CONTROL
MODULE

 **SPECIAL TESTS**

Capture Menu

Inside Foot Light

Function of lighting Foot light. Foot light is turned on when the driver or the passenger's door is opened. It is also on when the vehicle is driven but it is less bright.

Continue Abort

Subaru

F&R Clutch Solenoid – This test turns Front/Rear Clutch Solenoid on and off to check circuit and solenoid operation

SPECIAL TESTS Capture Menu

2017 Subaru Forester 2.5i 2.5L | TRANSMISSION

F&R Clutch Solenoid

Confirm the following conditions:

- Parking brake is applied
- Shift lever is in P
- IG is ON, engine is OFF.

Continue Abort

Secondary Clutch Solenoid – This test turns Secondary Clutch Solenoid on and off to check circuit and solenoid operation

SPECIAL TESTS Capture Menu

2017 Subaru Forester 2.5i 2.5L | TRANSMISSION

Secondary Solenoid Current

Confirm the following conditions:

- Parking brake is applied
- Shift lever is in P
- IG is ON, engine is OFF.

Continue Abort

Primary Down Solenoid – This test turns Primary Down Shift Clutch Solenoid on and off to check circuit and solenoid operation

SPECIAL TESTS Capture Menu

2017 Subaru Forester 2.5i 2.5L | TRANSMISSION

Primary Down Solenoid

Confirm the following conditions:

- Parking brake is applied
- Shift lever is in P
- IG is ON, engine is OFF.

Continue Abort

Primary Up Solenoid – This test turns Primary Up Shift Clutch Solenoid on and off to check circuit and solenoid operation

SPECIAL TESTS Capture Menu

2017 Subaru Forester 2.5i 2.5L | TRANSMISSION

Primary Up Solenoid

Confirm the following conditions:

- Parking brake is applied
- Shift lever is in P
- IG is ON, engine is OFF.

Continue Abort

AWD Solenoid – This test turns AWD Clutch Solenoid on and off to check circuit and solenoid operation

The screenshot shows a software interface for a diagnostic test. At the top, there is a header bar with the text "SPECIAL TESTS" on the left and two icons on the right: a camera icon labeled "Capture" and a vertical ellipsis icon labeled "Menu". Below the header, a grey bar contains a green location pin icon followed by the text "2017 Subaru Forester 2.5i 2.5L | TRANSMISSION". The main content area has the title "AWD Solenoid" in blue. Below the title, the text "Confirm the following conditions:" is followed by a list of three items: "- Parking brake is applied", "- Shift lever is in P", and "- IG is ON, engine is OFF.". At the bottom of the screen, there are two buttons: "Continue" and "Abort".

Steering Lock Power Supply – This test turns power to the steering lock on and off

The screenshot shows a software interface for a diagnostic test. At the top, there is a header bar with the text "SPECIAL TESTS" on the left and two icons on the right: a camera icon labeled "Capture" and a vertical ellipsis icon labeled "Menu". Below the header, a grey bar contains a green location pin icon followed by the text "2017 Subaru Forester 2.5i 2.5L | KEYLESS ACCESS WITH PUSH START". The main content area has the title "Steering Lock Power Supply" in blue. Below the title, the text "Command State:" is displayed. At the bottom of the screen, there are three buttons: "On", "Off", and "Exit".

Left Steering Responsive Headlight – Tests headlight Response to Left Steering inputs

SPECIAL TESTS

2017 Subaru Forester 2.5i 2.5L | HEADLIGHT FOGLIGHT

Left Steering Responsive Headlight

The engine must be at idle. Please start the engine.

Continue Abort

Right Steering Responsive Headlight – Tests headlight Response to Right Steering inputs

SPECIAL TESTS

2017 Subaru Forester 2.5i 2.5L | HEADLIGHT FOGLIGHT

Right Steering Responsive Headlight

The engine must be at idle. Please start the engine.

Continue Abort

Mazda

Calibration For Passenger Seat Sensor –

SPECIAL TESTS Capture Menu

2016 Mazda Mazda6 Touring 2.5L | RESTRAINT CONTROL MODULE

Calibration For Passenger Seat Sensor

This test performs the following functions:

- 1) Calibration
- 2) Functional Test

Continue Abort

Desired RPM –

SPECIAL TESTS Capture Sort Custom Menu

2016 Mazda Mazda6 Touring 2.5L | PCM

Desired RPM

Command State: Increase
1200.0 RPM

Engine Coolant Temperature 2

183.20
183.20
degF
167.00

Page 1 of 1

Decrease Increase Restore Exit

Shift Solenoid 2 Current – Commanded –

SPECIAL TESTS Capture Sort Custom Menu

2016 Mazda Mazda6 Touring 2.5L | TRANSMISSION

Shift Solenoid 2 Current - Commanded

Command State: Increase
800.8 mA

Shift Solenoid 2 Current - Commanded

0.80
0.80
Amp
0.75

Shift Solenoid 2 Current - Measured

0.80
0.80
Amp
0.75

Page 1 of 1

Decrease Increase Restore Exit

Volvo

Rear Right Window Lifter Initialization –

Current

SPECIAL TESTS Capture Menu

2014
Volvo

Rear Right Window Lifter Initialization

Command State:

XC90
3.2 R-Design 3.2

REAR CENTRAL ELECTRONICS

Start Exit

New Coverage – USA Domestic

Chrysler/Jeep Coverage

Special test fixes/improvements:

- 2006 300 5.7L - fixed Throttle Relearn test not working properly
- 2000 Van 1500 3.9L - fixed Sync test does not show actual sync degree

Updated Diagnostic Information for the following:

- DTC Circuit Description for 2016MY
- DTC Possible Causes for 2016MY
- Code Info (setting conditions) for 2016MY
- Symptoms/Possible Causes for 2016MY
- Drive Cycle for 2016MY
- Technical Service Bulletins
- ABS Brake Bleed Procedures
- Oil Light Reset Procedures

Ford Coverage

14 new Actuation type special tests including:

- **Engine/PCM** – Injector Disable tests
- **Instrument Cluster** - Lamp tests
- **Body Control** – Turn Signal/Trailer Relay Status tests
- **Others** - Tests for TRAILER MODULE

Special test fixes/improvements:

- 2015-2016 F-150 5.0L - fixed Power Balance test not working properly
- 2009 Escape - fixed Steering Angle Sensor Calibration test not working properly
- 2008-2009 F-550 6.4L – fixed DPF Regen test instructions unclear

Updated Diagnostic Information for the following:

- Data Item Operating Ranges for 2016MY
- Symptoms/Possible Causes for 2016MY
- Drive Cycle for 2016MY
- Technical Service Bulletins
- ABS Brake Bleed Procedures
- Oil Light Reset Procedures

General Motors / Saturn Coverage

- New coverage for 2016-2017MY vehicles and systems
- Added coverage for 2,860 new systems
- Added coverage for 3,368 new vehicle-ecu combinations

144 new Adjustment type special tests including:

- **Engine/PCM** - BARO Sensor Reset, Brake Pedal Position Sensor Learn, Catalyst 1 Reset, CKP Reluctor Wheel Learn, Clutch Pedal Position Learn, Crankshaft Pos. Variation Learn, DPF Pressure Sensor Reset, DPF Service Regeneration, DPF/Catalyst 2 Reset, Excessive Clutch Slip Data Reset, Exhaust After treatment Fuel Injector Reset, Exhaust Gas Temperature Sensor Reset, Fuel Composition Reset, Fuel Filter Life Reset, Fuel Rail Pressure Relief Valve Learned Values Reset, Fuel Trim Reset, Gear Selector -N- Position Learn, HO2S Heater Learn, Idle Learn Reset, Idle Speed Adjustment, Intake System Learned Values Reset, Learned Airflow Adapts Reset, Learned Values Reset, NOx Absorber Catalyst Reset, NOx Catalyst Reset, NOx Sensor Reset tests, Oil Life Reset, Particulate Matter Sensor Service Regeneration, Pilot Injection Balance Procedure, Reductant Fluid Tank Level Reset, Reductant Injector Reset, Reductant System Reset, Reprogram Injector Flow Rates, Reset Injection Value tests
- **Transmission** - Transmission Adaptive Pressure Reset, Transmission Adaptive Values Learn, Transmission Service Fast Learn
- **Brakes/ABS** - Adaptive Pressure Control Learn, Automated Brake Bleed, Brake Pressure Sensor Calibration, Park Brake Cable Replacement Procedure, Park Brake Calibration, Steering Wheel Angle Sensor Learn, Yaw Rate Sensor Learn, Yaw Rate Sensor Recalibration
- **Safety/Airbag** - Reset High Voltage Disable Request After Crash Event Detected, Setup SDM Primary Key in BCM, Yaw Rate Sensor Learn
- **Climate/HVAC** - HVAC Actuators Learn, HVAC Afterblow Configuration
- **Instrument Cluster** - Driver Information Center Options, CAN Bus Configuration Learn
- **Steering** - Clear Active Pull Compensation Learned Limits, Clear Softstops, Control Module Reset, Learned Values Reset, Power Steering Pressure Sensor Learn, Power Steering Softstops Reset, Steering Angle Sensor Learn, Steering Gear Replacement Procedure, Steering Wheel Angle Sensor Reset
- **Body Control** - Brake Pedal Position Sensor Learn, Clear Window Learned Values Setup SDM Primary Key in BCM, Tire Pressure Sensor Registration, Tire Type/Pressure Selection
- **Others** – Program Key FOB tests

579 new Actuation type special tests including:

- **Engine/PCM** – A/C Relay, Active Grill Shutter tests, Alternative Fuel Cylinder Power Balance, Alternative Fuel Injector Balance, Alternative Fuel Pressure Regulator Solenoid Valve, Autostart/Autostop, Camshaft Actuator tests, Catalyst Test, Compression Test, Cooling Fan Motor, Cylinder Deactivation System, Cylinder Power Balance, Depressurize Fuel System, EGR Cooler tests, EGR Valve, Engine Speed Control, EVAP tests, Exh. Aftertreatment Fuel Injector, Fan tests, Fuel Pump tests, Fuel Injector Balance, Glow Plug Self-Test, Oxygen Sensor tests, Reductant Heater tests, Reductant Fluid Quality Test, Reductant Injection Quantity Test, Reductant Injector, Reductant Pump, Reductant System Leak Test, Secondary Air Injection tests, TC Vane Pos. Ctrl. Solenoid, TC Wastegate Solenoid, Throttle Position, Throttle Sweep, Turbocharger Bypass Solenoid Valve, Turbocharger Vane Position, Wastegate Solenoid Duty Cycle
- **Hybrid** - Autostart/Autostop, Drive Motor Coolant Pump Relay, Drive Motor Speed, Transmission Accumulator Solenoid Valve, Hybrid/EV Battery Pack Cooling Fan, Hybrid/EV Battery Pack Isolation Test
- **Transmission** - High Side Driver tests, PC Solenoid tests, Shift Solenoid tests, TCC Pressure Control Solenoid Valve, Transmission Control Solenoid Valve tests
- **ABS/Parking Brake** - ABS Pump Motor, Solenoid tests, Park Brake Actuator tests, Steering Assist Solenoid Valve, Park Brake Cable Service Apply, Park Brake Cable Service Release
- **Safety/Airbag** – Indicator and Alert tests

- **Transfer Case** – Indicator and Lamp tests, ATC Range, Range Actuator, Transfer Case Clutch Engagement, Transfer Case Range
- **Suspension** - All Shock Absorber Actuators, Depressurize System, Pressurize System, Shock Absorber tests, Suspension Position Sensor Trim Height
- **Instrument Cluster** - Display Test, Dimming tests, Instrument Cluster Gauge Sweep, Lamp tests
- **Climate/HVAC** - A/C Compressor, AC Relay, A/C Request, Air Inlet Door, Air Recirculation Door Motor Direction, Blower Motor, Mode Door tests
- **Body Control** - Lamp and Buzzer/Warning tests, Door Lock tests
- **Seat** – Lumbar tests, Horizontal Movement tests, Vertical Movement tests
- **Doors** - Door Deadbolt Lock/Unlock, Door Lock/Unlock, All Door Lock Unlock, Driver Mirror Fold, Exterior Lighting, Heated Seat Mode, Mirror Fold, Passenger Mirror Fold

Special test fixes/improvements:

- 2013 Suburban TRANSMISSION – fixed Transmission Relearn test not available
- 2013 Silverado 6.6L – fixed DEF Pump test not working properly
- 2009 Sierra 6.6L – fixed DPF tests instructions unclear
- 2009 Silverado 6.6L – fixed DPF Regen Enable test instructions unclear
- 2007 Grand Prix ABS - fixed Brake Bleed test not working properly
- 2002 Park Avenue - fixed Key Programming tests not available
- 2000 Impala 3.8L - fixed Fan High test not working properly

Updated Diagnostic Information for the following:

- DTC Circuit Description for 2016MY
- DTC Possible Causes for 2016MY
- Code Info (setting conditions) for 2016MY
- Data Item Circuit Description for 2016MY
- Data Item Operating Ranges for 2016MY
- PCM Connector Pin Information (B.O.B) for 2016MY
- Symptoms/Possible Causes for 2016MY
- Drive Cycle for 2016MY
- Technical Service Bulletins
- ABS Brake Bleed Procedures
- Oil Light Reset Procedures

New Coverage – USA Asian

Honda/Acura Coverage

- New coverage for 2017MY vehicles and systems
- Added coverage for 70 new systems
- Added coverage for 530 new vehicle-ecu combinations

4 new Adjustment type special tests including:

- **Others** – Tests for HIGH BEAM SUPPORT SYSTEM

8 new Actuation type special tests including:

- **Engine/PCM** - Air Bypass Valve Control Solenoid (ABV)
- **ABS** - Left And Right Parking Actuator Control
- **Body Control** - Detect Equipped Honda Body Systems, Keyless Buzzer, LIN Wiper Assembled Position Operation
- **Others** - Tests for HIGH BEAM SUPPORT SYSTEM

Hyundai Coverage

- Expanded coverage for 2011-2014 for systems such as Doors, Cluster, Immobilizer, Seats, Cruise Control and other Body/Convenience systems
- Added coverage for 132 new systems
- Added coverage for 155 new vehicle-ecu combinations

24 new Actuation type special tests including:

- **Engine/PCM** - Canister Shut Off Valve Clocked, Cruise Control Main Lamp(Optional), Cruise Control SET Lamp(Optional), Engine Check Lamp [MIL], Fuel Pump Relay
- **Body Control** - Door Lock Output, Door Unlock Output
- **Others** - tests for POWER SEAT MODULE, DRIVER DOOR MODULE

Other fixes/improvements:

- 2006 Accent POWER STEERING – fixed unable to clear DTCs

Kia Coverage

- Expanded coverage for 2011-2014 for systems such as Doors, Cluster, Immobilizer, Seats, Cruise Control and other Body/Convenience systems
- Added coverage for 71 new systems
- Added coverage for 96 new vehicle-ecu combinations

6 new Actuation type special tests including:

- **Engine/PCM** - Canister Shut Off Valve Clocked, Cruise Control Main Lamp(Optional), Cruise Control SET Lamp(Optional), Engine Check Lamp [MIL], Fuel Pump Relay

Mazda Coverage

- New coverage for 2016MY vehicles and systems
- Expanded coverage for 2009-2014 for Body/Convenience type systems
- Added coverage for 231 new systems
- Added coverage for 239 new vehicle-ecu combinations

7 new Adjustment type special tests including:

- **Engine/PCM** - Reset KAM

- **Safety/Airbag** - Calibration For Passenger Seat Sensor, Passenger Seat Weight Sensor ReZero, Seat Weight Sensor Calibration

66 new Actuation type special tests including:

- **Engine/PCM** - Air Conditioning Compressor Command State, Desired Generator Voltage, Desired RPM, EVAP system tests, Fuel Injector tests, Fuel Pump, Intake Manifold Runner Control, Variable Fan Duty Cycle
- **Transmission** - Line Pressure Solenoid, Pressure Control Solenoid Current – Commanded, Shift Solenoid tests, Torque Converter Clutch Control Solenoid, Torque Converter Clutch Solenoid Current
- **Climate/HVAC** - Airflow Mode Actuator, Airflow Mode Actuator, Information Display, REC/FRESH Switch

Nissan/Infiniti Coverage

4 new Actuation type special tests including:

- **ABS/Brakes** - ECB Solenoid tests

Other fixes/improvements:

- 1999 Frontier ENGINE - fixed communication issues

Subaru Coverage

- New coverage for 2017MY vehicles and systems
- Expanded coverage for 2012-2016 for Body/Convenience type systems
- Added coverage for 116 new systems
- Added coverage for 301 new vehicle-ecu combinations

109 new Adjustment type special tests including:

- **Transmission** - AWD ON/OFF switching mode
- **ABS** - VSC(VDC) Centering Mode
- **Cluster** – Reminder settings tests, Volume settings tests
- **Climate (HVAC)** - Mode tests, Auto Mode Start Function, Compressor Mode, Fan speed increment control, Filter Sensor, Seat A/C and Heater Sensitivity Adjust tests, Seat Heater Auto Function tests, Noise and Vibration Reduction, Remote Air Conditioner Start & Stop Setting tests, Steering Heater tests
- **Others** – Tests for SMART Key

28 new Actuation type special tests including:

- **Engine/PCM** - Control Injection Volume for A/F, EGR Valve Control, Engine Speed, Fixed Idle Ignition Timing, Idle Speed Control
- **Transmission** - AWD Solenoid, Check Mode, F&R Clutch Solenoid, Lock-Up Duty Solenoid, Primary Down Solenoid, Primary Up Solenoid, Secondary Solenoid Current
- **ABS** - ABS Sequence Control Mode, Mode Switch, VDC Function Check Mode
- **Climate (HVAC)** - Blower Motor

Toyota/Lexus Coverage

- New coverage for 2017MY vehicles and systems
- Expanded coverage for 2009-2014 for DRIVER DOOR and MASTER SWITCH systems
- Added coverage for 162 new systems
- Added coverage for 1,684 new vehicle-ecu combinations

469 new Adjustment type special tests including:

- **Engine/PCM** - All Readiness, Body Ctrl with Torque Demand, Deceleration Sensor Zero Point Calibration
- **Hybrid** - Normal Battery Stack Average Voltage Calculation
- **Transmission** - ATF Thermal Degradation Estimate Reset, Valve Body Reset
- **Cluster** – Reminder settings tests, Volume settings tests, Tacho Meter Mode
- **Climate (HVAC)** – Mode tests, Auto Mode Start Function, Compressor Mode, Fan speed increment control, Filter Sensor, Seat A/C and Heater Sensitivity Adjust tests, Seat Heater Auto Function tests, Noise and Vibration Reduction, Remote Air Conditioner Start & Stop Setting tests, Steering Heater tests
- **Body Control** - Air Conditioner Mode, Auto Lock tests, Mirror tests, Automatic High Beam, Light tests, Intrusion Sensor Sensitivity Level, Window tests, Wiper/Washer tests
- **Others** – Tests for Drivers Seat, Passenger Seat, Rear Seats, SMART Key, Doors, Park Assist, Blind Spot, Adaptive Front Lighting

252 new Actuation type special tests including:

- **Engine/PCM** – Activate SL Solenoid tests, Activate The Electric Water Pump, Activate the EVAP Purge VSV, Activate the Fuel Filler Opener, Activate the Fuel Pressure Discharge, Activate the Fuel Vapor-Containment Valve, Activate the Vacuum Pump, Activate the VSV for Intake Control, Activate the VSV for Vent Valve, Air Bypass Valve Solenoid, Air Conditioning Compressor Cycling Switch, Control Injection Volume for A/F, Engine Speed, FAN Control Signal tests, Fuel Pump, Injector tests, Oil Pressure Solenoid Valve
- **Hybrid** - Battery Cooling Fan Control, Check Mode, Hybrid Battery Heater Relay
- **Transmission** - Activate SL Solenoid tests
- **ABS** - ECB Solenoid Valve tests
- **Steering** - Check Mode
- **Instrument Cluster** - Lamp tests, Buzzer tests, Oil Pressure Meter Operation, Power Meter Operation, Speed Meter Operation, Tachometer Operation, Water Temperature Meter Operation
- **Climate (HVAC)** - A/O Servo Pulse(F&R P), Blower Motor
- **Suspension** - Accumulator Valve (Downside), Accumulator Valve (Upside)
- **Body Control** - Lamp and Buzzer/Warning tests
- **Others** - Automatic High Beam Operation

Other fixes/improvements:

- 2008 Highlander SLIDE ROOF - fixed communication issues

New Coverage – USA European

BMW/Mini Coverage

2 new Adjustment type special tests including:

- **Engine/PCM** - Valvetronic Running-in Phase
- **ABS/Brakes** - Lateral Acceleration Sensor

Volvo

- New coverage for 2013-2015MY vehicles and systems
- Added coverage for 484 new systems
- Added coverage for 778 new vehicle-ecu combinations

158 new Adjustment type special tests including:

- **Engine/PCM** – EVAP tests, Reset Adaptation Parameters, Tank Leak Test
- **Transmission** - Reset Adaptation Parameters, Start Gear Indicator Mode, Start Test Mode, Transmission Adaption, Transmission Oil Change Interval Reset, Transmission Position Sensor Calibration
- **ABS/Brakes** - ASR Test, Bleed, Brake Pressure Sensor Zero Pos. Compensation, ESP Test, Lat. Accel. Sensor Zero Pos. Calibration, Longit. Accel. Sensor Zero Pos. Calibration, Steering Wheel Angle Sensor
- **Safety** – AIRBAG Calibrate Acceleration Sensor
- **Transfer Case/Differential** - Drain Pressure Accumulator
- **Cluster** - Resetting Of Service-Interval Display, Activate/Deactivate Warning tests
- **HVAC/Climate Control** - Adapting Of Control Motors, Adjustment Range - Basic Setting, Air Conditioner Actuator Learning Mode, Air Conditioner Control Unit Programming, Air Distribution Footwell/Defrost, Air Flap Range/Tolerance Limits, Basic Setting, Blower Motor Run-On, Component Status Display, Evaporator Output Programming, Programmed Configuration, Recirculated-Air Flap Cleaning Mode, Seat Heating Min & Max Temperature Setting, Write Configuration
- **Battery** - Battery Replacement, Reset Battery Sensor Adaptation, Reset No-Load Current Information
- **Others** – CENTRAL ELECTRONIC MODULE Settings tests, DOOR modules Window Initialization tests, Sun Roof Initialization, Reversing Camera Setting

446 new Actuation type special tests including:

- **Engine/PCM** - A/C Relay, Boost Pressure Solenoid Valve, Charge Air Cooler Bypass Sol.Val., Cooler Fan tests, Electric Fuel Pump, EVAP system tests, Fuel Pump Relay, Injector tests, Throttle Valve Actuation tests, Throttle Valve Actuator, Turbo Control Valve
- **Transmission** - Gearshift Solenoid Valve tests, Modulating Pressure Control tests, Pressure Control Solenoid Valve tests, S1 Control, S2 Control, S3 Control, S4 Control, S5 Control, Shift Solenoid tests, SLS Control, SLT Control, SLU Control, Solenoid Valve: Converter Lockup
- **ABS/Brakes** - ABS Test
- **Cluster** – Lamp and Indicator tests
- **HVAC/Climate Control** – Button tests, Mode tests, Seat Heating tests

- **Others** – SEAT tests, DOOR tests, CENTRAL ELECTRONICS tests, AUDIO tests, REVERSING CAMERA Test Image

Other fixes/improvements:

- 2003 S60 ABS & AIRBAG - fixed communication issues
 - 2004 S60 - fixed communication issues
 - 2004 XC70 - fixed communication issues
-