

Release Notes

Version 2.11.0.10

Release Notes Contents

- [Overview](#)
- [New Software Improvements - Summary](#)
- [New Vehicle Coverage - Summary](#)
- [Software Improvements - Detail](#)
- [New Vehicle Coverage – Special Test Highlights](#)
- [New Vehicle Coverage - Detail](#)

Overview:

The new version 2.11.0.10 contains major software improvements and coverage additions. Also provided are selected highlights of new features, fixed issues reported by technicians, and other improvements. You may notice many more in the software that are just too numerous to identify individually. Many thanks for the useful feedback we are receiving. More coverage and enhancements on the way!

New Software Improvements - Summary:

- *Report Options*
- *Maintenance Test Improvements*
- *ASDTC Scan Speed Improvements*

New Vehicle Coverage - Summary:

- **Ford** – New coverage for 2016MY vehicles and systems
- **Chrysler/Jeep** – New coverage for 2016MY vehicles and systems
- **Chrysler/Jeep** – New Coverage for 2015-2016MY Jeep Renegade
- **Honda** – New coverage for 2016MY vehicles and systems
- **Honda** – New coverage for Seat Weight Sensor Initialization
- **Mazda** – Expanded coverage for 4X4 Control, Audio Control, Front Controls and Parking Aid systems
- **Subaru** – New coverage for 2014-2016MY vehicles and systems
- **Alfa Romeo** – New coverage for 2016MY vehicles and systems
- **BMW/Mini** – New coverage for 2015MY vehicles and systems, including i3 and Active Hybrid models
- **BMW/Mini** – Expanded coverage for many pre-2015MY Body and Chassis Systems
- **BMW/Mini** – Expanded systems coverage for 2001-2006 Mini Cooper
- **BMW/Mini** – High-value adjustment tests that include VANOS Adaptation, Steering Angle Sensor Adjustment, Oil Maintenance Reset, Sunroof Initialization and Rain/Light Sensor Initialization
- **Fiat** – New coverage for 2016MY vehicles and systems

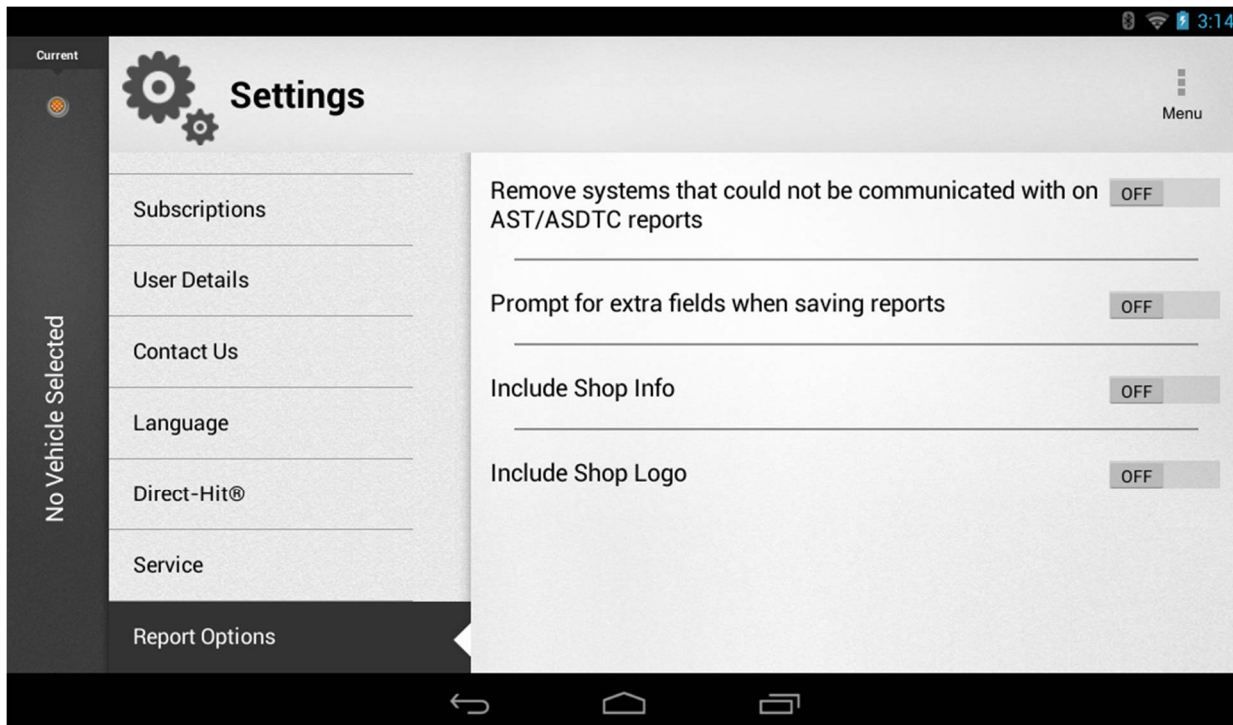
- **New Systems** -2,542
- **New Vehicle-ECU Combinations** – 10,169
- **New Adjustment type tests** – 298
- **New Actuation type tests** – 2,741
- **Updated Diagnostic Information for the following:**
 - PCM Connector Pin Information (B.O.B) for 2013-2016MY Chrysler/Jeep and 2015MY Ford
 - Battery Disconnect procedures and reference information
 - Key Programming procedures and reference information
 - Key Programming procedures and reference information

New Software Improvements Detail

Report Options

Report Options feature will be available from the “Settings” screen:

By default, all options are disabled:

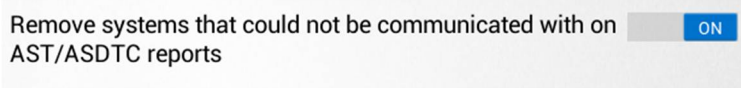


This new feature gives users the ability to select whether or not their Printed / Saved reports includes the following information:

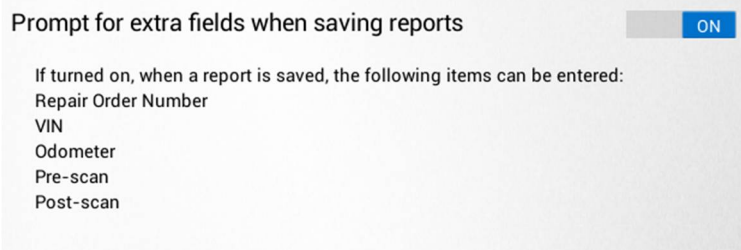
- Controllers that could not be communicated with (not scanned / communication error)
- Extra fields on report (VIN, odometer, Repair Order Number, Pre or Post Scan)
- Shop Information (Shop Address / Shop Logo)

Enabling the Report Options features:

- To remove systems that could not be scanned during an AST/ASDTC, tap switch on:



- To enable a prompt for extra fields when saving your report, tap switch on:



- To enable inclusion of Shop Information on the top of reports, tap switch on and input your Shop Name, Address and Phone number as shown below:

Include Shop Info ON

Shop Name


Address 1

City, State (Province), Zip (Postal Code)

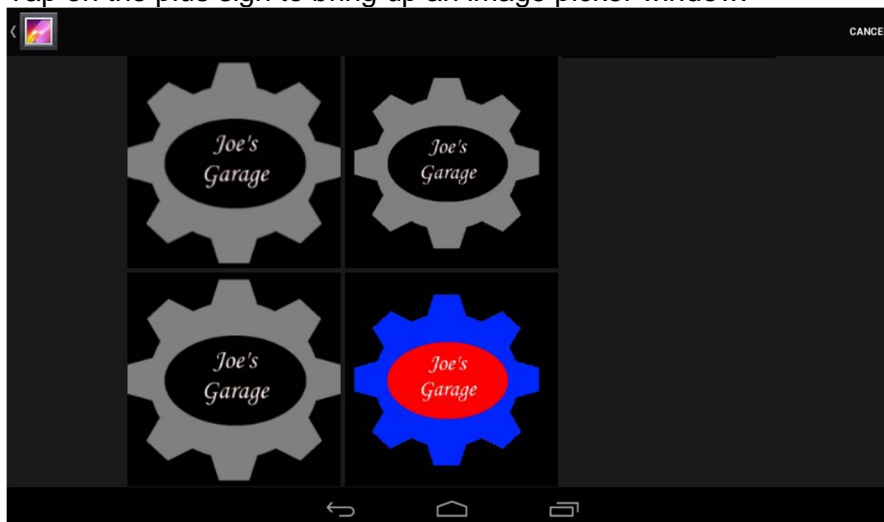
Phone

- To enable inclusion of a Shop Logo on the top of the reports, insert a USB stick that contains a compressed image file of your Shop Logo in (*.jpg, *.png) then tap switch on:


Include Shop Logo ON



Tap on the plus sign to bring up an image picker window:

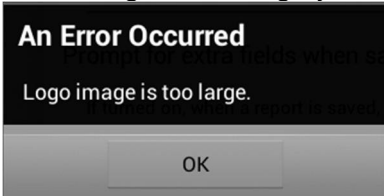


Tap on an image of your choice.



NOTE: You may need to resize large shop logo images to get your report formatted correctly. The above image is 225x208.

If the image is too large you will receive:




Inputting Report Options:


- If you enabled prompt for extra fields, the following dialog will appear during your scan. As the dialog states, if you leave any of these inputs empty, they will not appear on the report:

Saving and Retrieving Report Reminder:

Saving: After completion of the All System DTC Scan or Automated System Test, be sure to tap the “Save” button:



Retrieving: The reports can be retrieved the “View Saved Tests” option on the Home Screen:



Here is the top of a sample report with all of the Report Options enabled:

ALL SYSTEM DTC SCAN

Pre-scan Report



Joe's Garage
12345 Shop Lane
Your City, Your State, 12345
(800)-555-5555

Generated: 07/17/2017 08:31 AM
Repair Order Number: 12345

VEHICLE INFORMATION

2006 Ford Explorer Limited 4.6

| | |
|--------------------|-------------------|
| VIN | 1FMEU75886UA99999 |
| Primary Controller | ENGINE |
| Odometer | 125000 |

reminder : only controllers with the same diagnostic connection type as the primary controller selected will be evaluated in this report. be aware that if vehicle has multiple diagnostic connections that then a different cable connection may be required to read certain controllers.

DTCS

Primary Controller ENGINE

Maintenance Test Improvements

Maintenance Tests feature will now be able to auto-navigate to the specific Maintenance Special test after performing a scan of the applicable controllers.

Prompt for Maintenance Tests Category:

| Select a Maintenance Tests Category |
|-------------------------------------|
| Brake Service |
| Service Light Reset |
| Steering Service |
| TPMS Registration |
| Cancel |

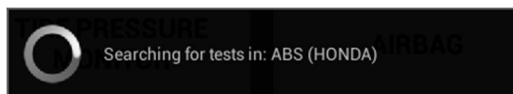
After selecting a category, the list of all possible tests will be retrieved:



At this point, the list of Maintenance Tests will either be displayed (see below), or the vehicle may need to be scanned for applicable tests. Select OK to proceed with vehicle scan:

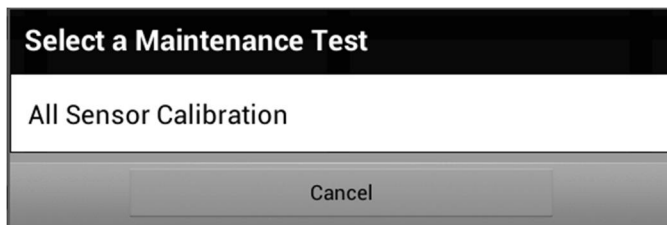
| Maintenance Tests | |
|--|--------|
| A scan of the vehicle will now occur to confirm available maintenance tests. This could take a short while. Proceed? | |
| OK | Cancel |

During the scan for tests, a progress message will be displayed:

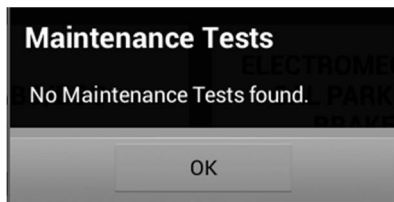


When the scan is finished, the user will see either:

The list of Maintenance Tests available:

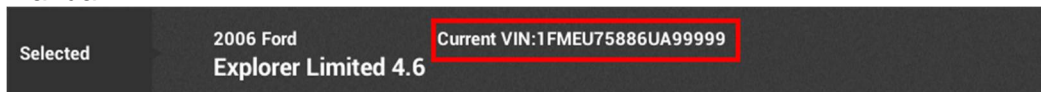


Or, if no Maintenance Tests are found for the selected category:



Other System Improvements

- The VIN will now be displayed on the "Controller" selection screen if it has been entered via Auto ID or Manual ID:



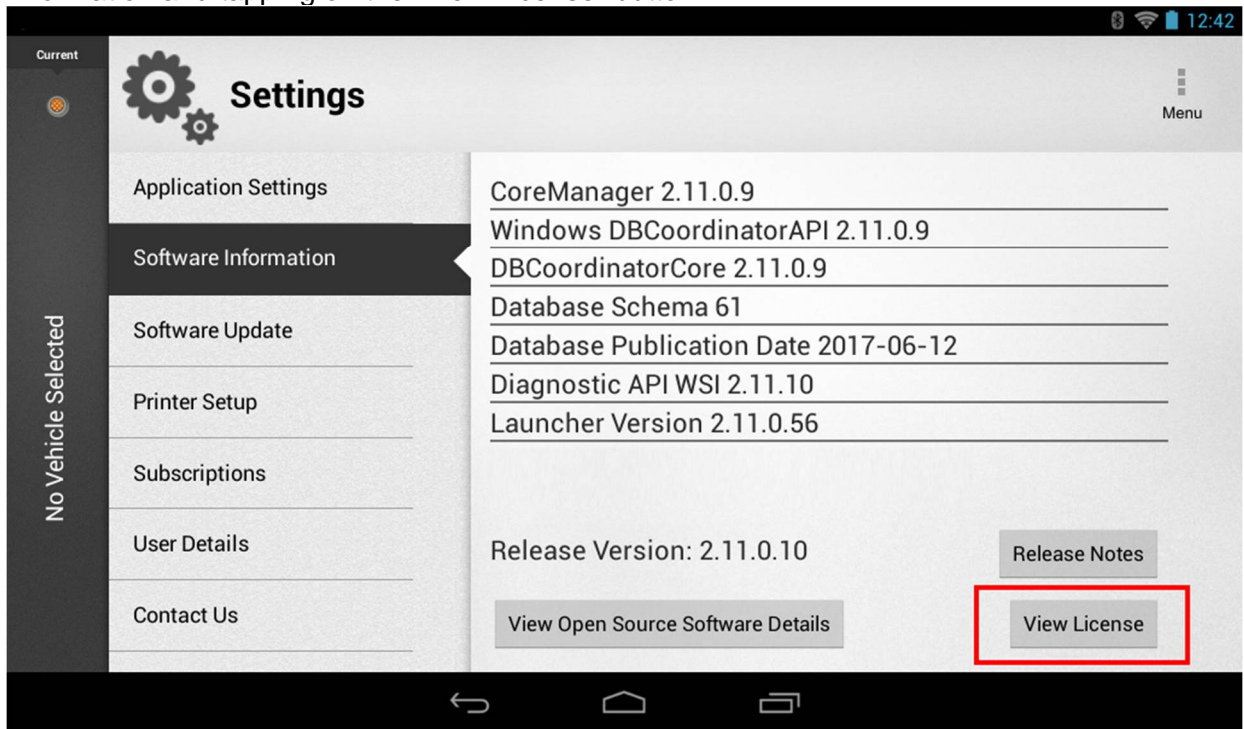
This is persistent throughout the diagnostic session and gives the user a visible mechanism to see what VIN they are connected to.

If VIN was not read, or if the user changes their vehicle system using manual vehicle selection, they will see:



- A fix to speed up the All System DTC scan for some vehicles between 10% - 60% faster.

- The user will now be able to view the EULA for their reference by going to Settings > Software Information and tapping on the “View License” button:



New Vehicle Coverage - Special Test Highlights

- Honda - Equipped Body Systems, Crank Pattern Learn, OPDS Initialization, SWS Initialization, After a Vehicle Collision
- Mercedes-Benz – Selector Sensor Learn, Ignition Timing Correction, Coding Reset
- BMW – VANOS Adaptation
- VW/Audi – Write Configuration, Transfer Configuration, Steering Angle Sensor Calibration
- Chrysler – Clear Steering Pull Compensation, Steering Angle Calibration
- Ford – Misfire Monitor Neutral Profile Correction, Electronic Integrated Park Brake
- GM – Radio Setup

Honda

Equipped Honda Body Systems – Allows user to properly determine which ECU's are equipped on vehicle for more accurate diagnostics

Current

2016
Honda
HR-V
LX 1.8

MULTIPLIED ICU

SPECIAL TESTS

Capture Menu

Equipped Honda Body Systems

Select Equipped or Not Equipped


- Equipped: Show controllers available on this vehicle
- Not Equipped: Show optional controllers not available on this vehicle

Equipped Not Equipped Exit

Current

2016
Honda
Pilot
EX-L 3.5

MULTIPLEXED ICU

 **SPECIAL TESTS**

Capture Menu

Honda Body Electrical ECUs

Systems Equipped on this Vehicle:


- Power Window Module
- Power Tail Gate
- HVAC
- Auto Light ECU
- Smart Entry ECU
- Gauge/Inst Cluster

Return Exit

Current

2016
Honda
HR-V
LX 1.8

MULTIPLEXED ICU

 **SPECIAL TESTS**

Capture Menu

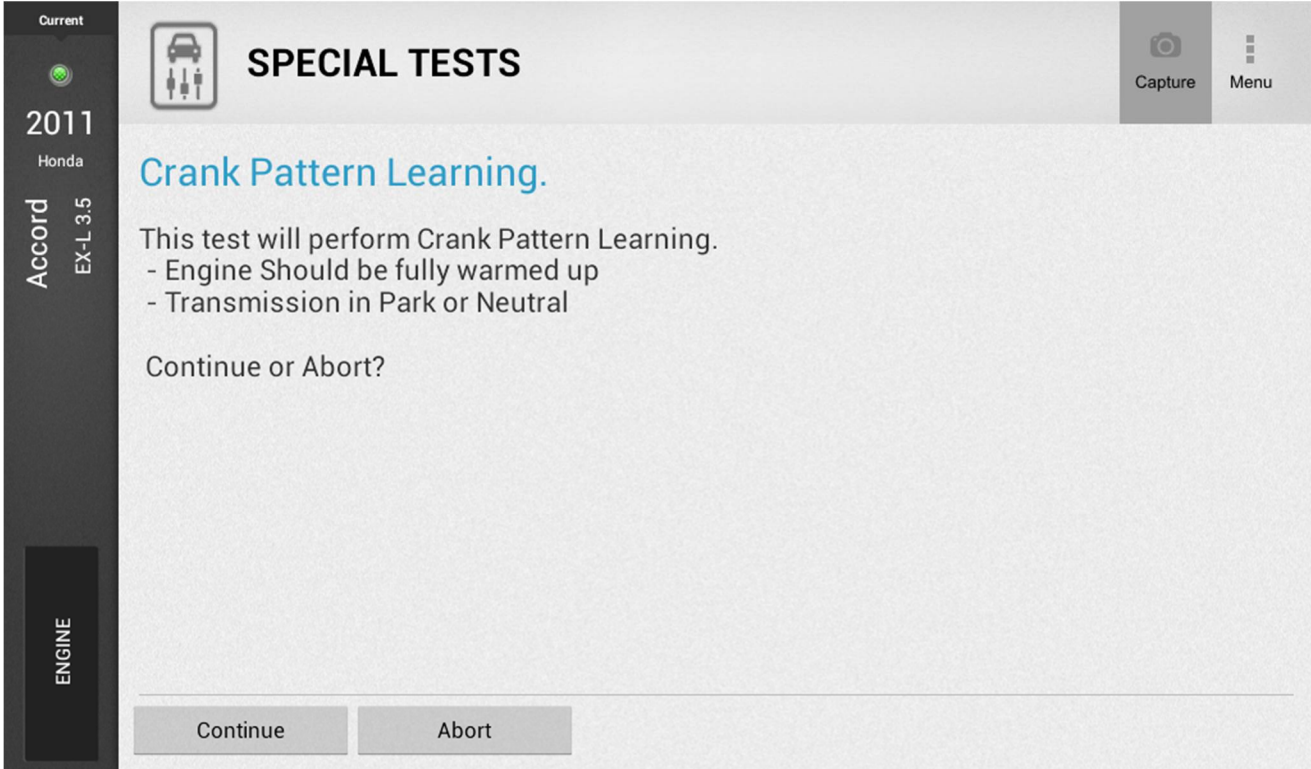
Honda Body Electrical ECUs

Systems NOT Equipped on Vehicle:

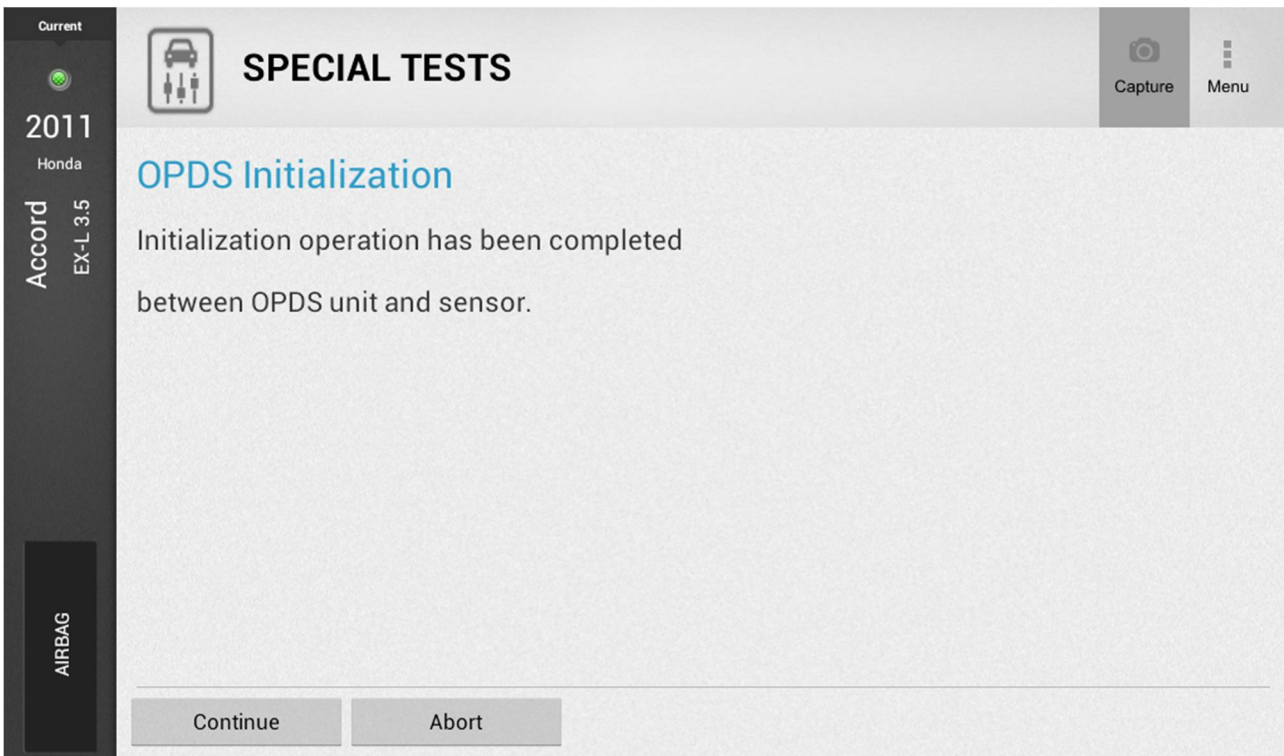
- Relay Module
- Rear Junction Unit
- Multiplex ICU AS (PSG)
- Power Window Module
- Power Tail Gate
- Left Power Slide Door
- Right Power Slide Door
- Driver Door ECU
- HVAC
- Center Panel Module
- Multi Information Display Module
- Combination Switch Module

Return Exit

Crank Pattern Learn – Must be used for proper misfire detection after engine, ecu, crank sensor, and timing belt replacement




OPDS Initialization, SWS Initialization, After a Vehicle Collision – Ensure passenger airbag deploys properly based on passenger weight after module or seat weight sensor replacement



Current

2016
Honda
Accord
EX 2.4

ANTILOCK BRAKES

 **SPECIAL TESTS**

Capture Menu

SWS Initialization

SWS Initialization:

This function is used for initialization of seat weight sensor.
Please refer to service manual for detailed conditions.

Test Conditions:


- Battery Voltage 10 - 15V
- Vehicle on Level Flat Ground
- Passenger Seat is Dry
- Passenger Seatbelt unbuckled
- Only operator in vehicle
- Nothing placed on passenger seat
- DTC NOT PRESENT (B00Cx-16, 4A, 87, 96 or U3000-49 or B0052-11, 13)

Continue Abort

Current

2016
Honda
Accord
EX 2.4

AIRBAG

 **SPECIAL TESTS**

Capture Menu

After a Vehicle Collision

Pre-Operation Check Set-up:

8.Part of the procedure is test driving the vehicle.
If done in the service bay, elevate the wheels
and turn off the VSA system.

9.Make sure the vehicle is on level ground.

Continue Abort

Mercedes-Benz

Selector Sensor Learn – if Shifter, gear selection sensor, or module is replaced – must be calibrated before trans will shift properly

The screenshot shows a diagnostic tool interface for a Mercedes-Benz vehicle. The top bar is grey and contains a car icon, the text 'SPECIAL TESTS', and two buttons: 'Capture' and 'Menu'. Below this, the vehicle information is displayed: '2011 Mercedes-Benz S550 (221) 4Matic 5.5'. The main content area is titled 'Selector Sensor Learning' in blue. It contains the following text: 'This Procedure teaches the VGS Selector Range Sensor.' followed by a list of instructions: '- Follow guided steps and place gear in proper position when instructed', '- Improper gear selection will result in failure of learning operation', and '- Repeat procedure if fail'. Below the instructions is the text 'Continue or Abort'. At the bottom, there are two buttons: 'Continue' and 'Abort'. On the left side, there is a vertical bar with the text 'TRANSMISSION'.

Ignition Timing Correction – This allows user to adjust BASE timing to adjust for fuel (octane) or altitude – which can prevent spark knock

The screenshot shows a diagnostic tool interface for a Mercedes-Benz vehicle. The top bar is grey and contains a car icon, the text 'SPECIAL TESTS', and two buttons: 'Capture' and 'Menu'. Below this, the vehicle information is displayed: '2011 Mercedes-Benz S550 (221) 4Matic 5.5'. The main content area is titled 'Ignition Timing Correction' in blue. It contains the following text: 'Note: This function will adjust ignition timing values based on available fuel octane. Adjust values to compensate for ignition ping, altitude, and performance.' followed by a list of instructions: '- Make selection using 'Next' Button', '- Program desired value using 'Program' button', and '- Select Exit to End correction test'. Below the instructions is the text 'Continue or Abort'. At the bottom, there are two buttons: 'Continue' and 'Abort'. On the left side, there is a vertical bar with the text 'ENGINE'.

Coding Reset – If module is replaced, reset must be performed for stability control

The screenshot shows a diagnostic tool interface for a Mercedes-Benz vehicle. The top bar includes 'Current', a car icon, 'SPECIAL TESTS', 'Capture', and 'Menu'. The left sidebar displays '2015 Mercedes-Benz Sprinter 3500 (906/447) Base 2.1' and an 'ENGINE' indicator. The main area is titled 'Coding Reset' and shows a successful control unit coding reset. It lists required actions: 'Conduct Test Drive', 'After Test Drive, Read DTC's', and 'Erase DTC's of Electronic Ignition Lock Control Unit'. At the bottom, there are 'Continue' and 'Abort' buttons.

Current

2015
Mercedes-Benz
Sprinter 3500 (906/447)
Base 2.1

ENGINE

SPECIAL TESTS

Capture Menu

Coding Reset

Control Unit Coding Reset Success:

Required Actions:

- Conduct Test Drive
- After Test Drive, Read DTC's
- Erase DTC's of Electronic Ignition Lock Control Unit

Press Continue to Exit Test

Continue Abort

BMW

VANOS Adaptation – Re-Adapt VANOS (BMW's variable valve timing system) settings to ECM

The screenshot shows a diagnostic tool interface for a BMW vehicle. The top bar includes 'Current', a car icon, 'SPECIAL TESTS', 'Capture', and 'Menu'. The left sidebar displays '2015 BMW 428i (F32/F33) xDrive 2.0' and an 'ENGINE' indicator. The main area is titled 'VANOS Adaptation' and instructs the user to 'Turn Ignition Key ON and Engine OFF'. At the bottom, there are 'Continue' and 'Abort' buttons.

Current

2015
BMW
428i (F32/F33)
xDrive 2.0

ENGINE

SPECIAL TESTS

Capture Menu

VANOS Adaptation

Turn Ignition Key ON and Engine OFF

Continue Abort


Volkswagen/Audi

Write Configuration, Transfer Configuration – Write/Transfer configuration is used when replacing a module/swapping to a different configuration (i.e. standard steering to sport steering)

Current

2015
Volkswagen
Golf
TDI SEL 2.0

STEERING WHEEL (16)

 **SPECIAL TESTS**

Capture Menu

Write Configuration


The Configuration Function Is Designed To Adjust The Control Unit Parameters To The Specific Vehicle. Depending On The Type Of Vehicle, Both Automatic And Manual Configuration May Be Available. Safety Precautions For Manual Configuration:
Take Care When Selecting Parameters, As Incorrect Entries Cannot Always Be Recognized By The Control Unit.

Continue Abort

Current

2015
Volkswagen
Golf
TDI SEL 2.0

STEERING WHEEL (16)

 **SPECIAL TESTS**

Capture Menu

Transfer Configuration

Note:
The Parameters Are Read Out Of The Old Control Unit Here And Transferred To And Stored In The New One Following Replacement.
The System Is Then Activated.

Continue Abort

Steering Angle Sensor Calibration – Basic settings relearn for the steering angle sensor (potentially after replacing ECU or sensor)

Current

2015
Volkswagen

Golf
TDI SEL 2.0

STEERING WHEEL (16)

SPECIAL TESTS

Steering Angle Sensor

Preconditions and set up:
Start engine.
Turn the steering one rotation to the right,
and then one rotation to the left.
Drive in a straight line on a level surface
no faster than 20km/h. Stop the vehicle with
the steering wheel straight and hold it steady.
Do not switch off the ignition.
Enable the basic setting.

Continue Abort

Capture Menu

Chrysler

Clear Steering Pull Compensation – Resets Learned Tire pull compensation in Steering module so new compensation can be learned

Current

2016
Dodge

Challenger
R/T 5.7

ELECTRIC POWER STEERING

SPECIAL TESTS

Clear Steering Pull Compensation

This procedure is used to clear the steering
pull compensation upon EPS replacement or
whenever a vehicle alignment is performed.

Continue Abort

Capture Menu

Steering Angle Calibration – Resets zero point for steering angle in ABS brake module

Current

2016
Dodge
Challenger
R/T 5.7

ANTI LOCK BRAKES

SPECIAL TESTS

Capture Menu

Steering Angle Calibration

Please verify the following conditions and then press continue:

1. The vehicle is stationary and on a flat surface.
2. The steering wheel is centered and the wheels are straight.
3. No torque is applied on the steering wheel.

Continue Abort

Ford

Misfire Monitor Neutral Profile Correction – This procedure enables the PCM to learn the Misfire Profile Correction (same as a crank learn). This function should be performed after replacing the PCM, internal engine repairs, CKP sensor replacement, or when directed to do so by a TSB or the workshop manual.

Current

2015
Lincoln
MKZ
Black Label 3.7

PCM

SPECIAL TESTS

Capture Menu

Misfire Monitor Neutral Profile Correction

This procedure enables the PCM to learn the Misfire Profile Correction in the service bay.

This procedure should be performed following:

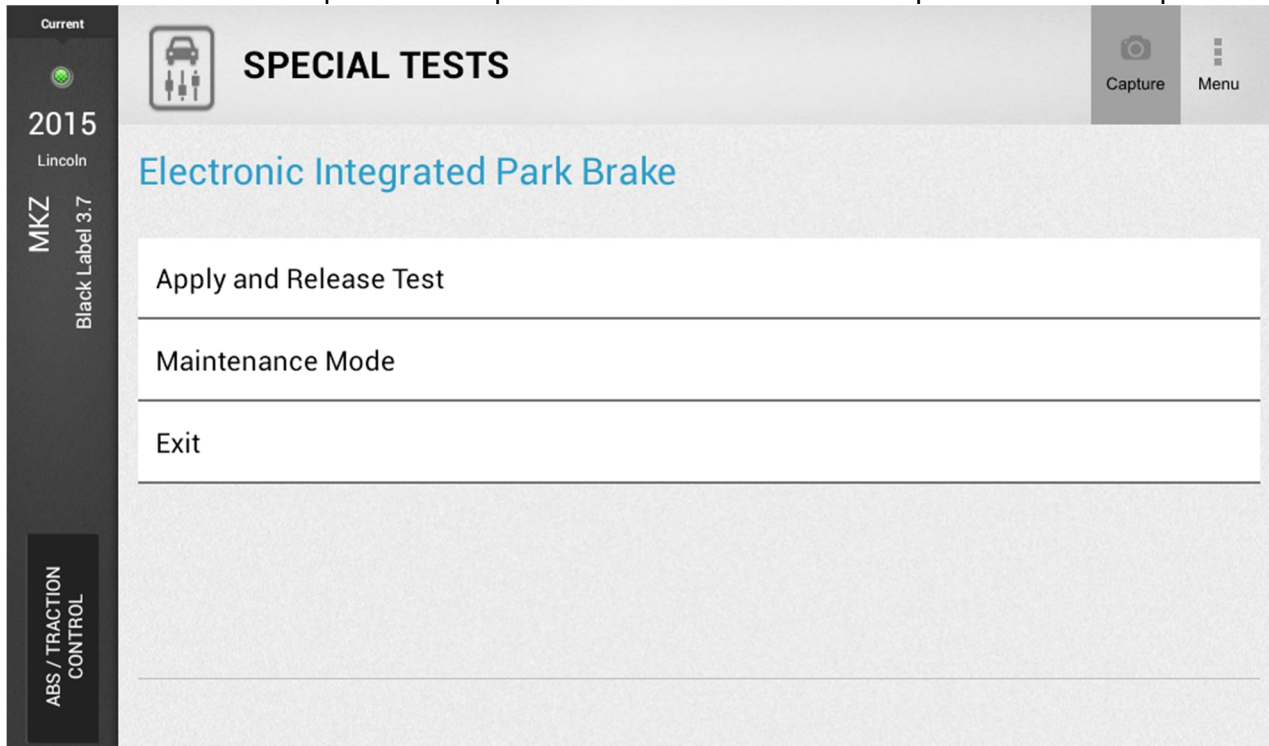
- PCM Replacement
- Internal engine repairs
- CKP sensor or trigger replacement
- When directed by a TSB or the Workshop Manual

Note: The Misfire Monitor is not enabled unless a valid Misfire Profile Correction has been learned.

Continue Abort

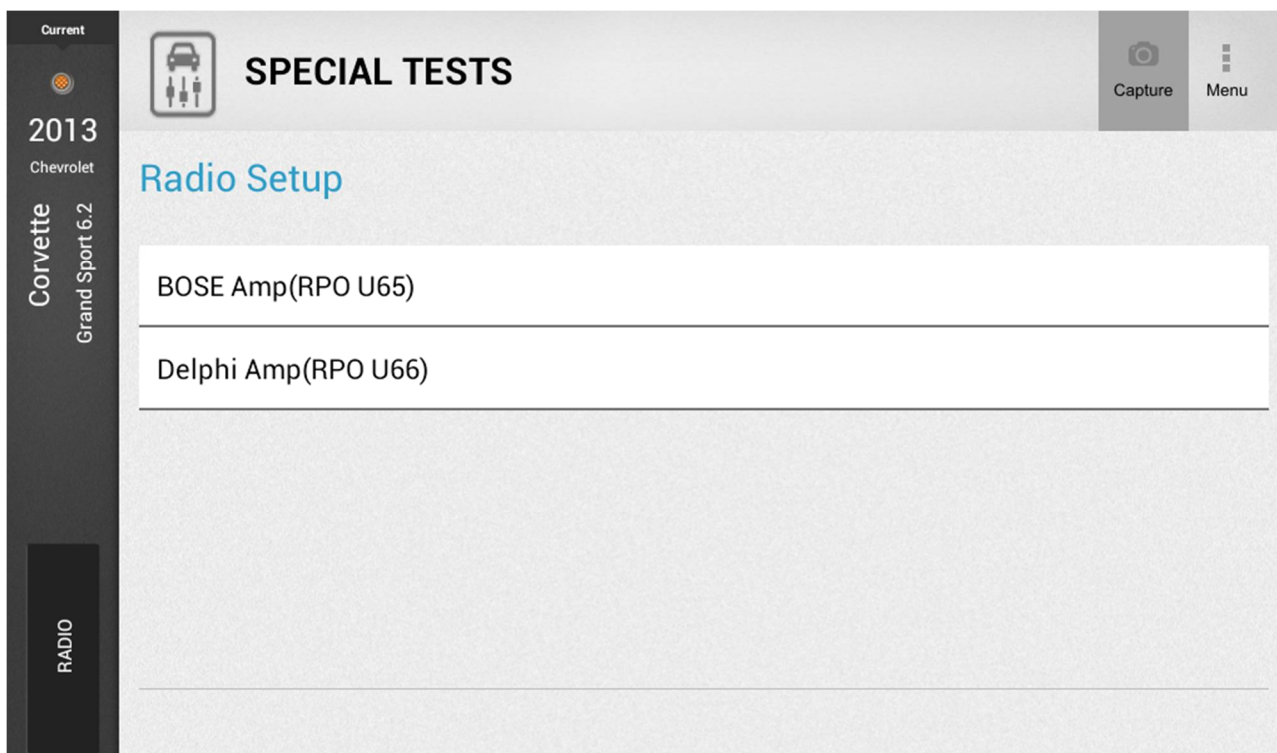
Electronic Integrated Park Brake – this procedure has two different functions:

- 1) Apply and Release Test – This test performs a calibration run to the initial touch point of the brake pad, this procedure must be performed on new modules.
- 2) Maintenance Mode – This function puts the module into the service position for changing brake pads and/or brake calipers. The calipers are retracted and locked in place so the brake pads can be replaced.



GM

Radio Setup - Sets up radio for use with the installed Bose or Delphi Amplifier



New Coverage Details – USA Domestic

Chrysler/Jeep Coverage

- New coverage for 2016MY vehicles and systems
- New Coverage for 2015-2016MY Jeep Renegade
- Added coverage for 262 new systems
- Added coverage for 614 new vehicle-ecu combinations

66 new Adjustment type special tests including:

- **Engine/PCM** - Clear Misfire TLC, Oil Change Monitor Type, PTO RPM Adjustment, Reset Adaptive After Oil Change, Reset Adaptive After Memory, Reset Adaptive After Block Change, Reset Air-Fuel Adaptives, Reset Camshaft Adaptives, Reset VVA Freeze Incorrect, Set Max Cruise Speed, Set Max Vehicle Speed
- **Transmission/Electronic Shifter** - Clear Self-Learning Data
- **ABS** - Longitudinal And Lateral Sensor Calibration, Pressure Sensor Calibration
- **Tire Pressure Monitor/WCM** - Tire Pressure Sensor Registration
- **Climate (HVAC)** - HVAC FGA Self Learning Motors Test
- **Instrument Cluster** - Oil Service Reset, Reset Service Information, Seat Belts Alarm Enable, Seat Belts Alarm Exclusion, TPM Pressure Update to Placard Value
- **Steering** - Clear Steering Pull Compensation, Steering Angle Calibration
- **Others** - Actuate Seat Recall, Clear All Learned Seat Parameters, Heated Seat NTC Validation, AUDIO Input Test, AUDIO Software Test

534 new Actuation type special tests including:

- **Engine/PCM** - Boost Pressure Actuator, Check PCM VIN, Coolant Three Way Valve Test, Engine After Run Coolant Pump, Fuel Injector tests, Fuel Pump tests, Ignition Coil tests, Metering Unit Actuator, O2 Heater Duty-Cycle tests, Overdrive Switch Test, Pressure Regulator Valve, Purge Valve Duty-Cycle, Radiator Fan 1 Duty Cycle, Surge Valve Solenoid, Throttle Valve Actuator, Variable Swirl Actuator, VVA Cylinder tests
- **Transmission/Electronic Shifter** - Command Shift Lock, Line Pressure Output Current Value, Linear Solenoid tests, Pump Management, Shift Solenoid tests, ShiftLock, Torque Converter Clutch tests
- **ABS** – Lamp and Indicator tests, Inlet and Outlet Valve tests, Pilot Valve Activation tests, Priming Valve Activation tests, Recirculation Pump, Wheel Speed Sensor Functional Test
- **AWD/Transfer Case** - Rollbench Mode
- **Instrument Cluster** – Lamp and Indicator tests, IPC Self Test, Seat Belt Warning Chime
- **Climate (HVAC)** - Front Blower Motor, HVAC Cool Down Test, Left Air Distribution Motor, Left Air Mix Servo Motor Target Position, Recirculation Motor Position, Right Air Mixing Motor
- **Body Control** - Lamp and Buzzer/Warning tests, Door Lock tests, Window tests, Wiper/Washer tests, Headlight tests, Turn Signal tests, Automated Driver Door Open, Driver heated seat relay command
- **Others** - tests for AUDIO and RADIO, COMFORT STEERING WHEEL, RADIO FREQUENCY HUB, TELEMATICS GATE WAY

Special test fixes/improvements:

- 2013 Ram 5.7L ENGINE - fixed EVAP ESIM test not working properly

- 2008 Avenger ENGINE – fixed Intake Manifold Runner Control does not display data items
- 2007 Grand Caravan ENGINE - fixed EGR Test not available
- 2005 300C TRANSMISSION - fixed Reset Adaptive Values test not working properly

Updated Diagnostic Information for the following:

- PCM Connector Pin Information (B.O.B) for 2013-2016MY

Ford Coverage

- New coverage for 2016MY vehicles and systems
- Added coverage for 490 new systems
- Added coverage for 942 new vehicle-ecu combinations

3 new Adjustment type special tests including:

- **Engine/PCM** - Misfire Monitor Neutral Profile Correction, Reset KAM
- **Brakes/ABS** - Electronic Integrated Park Brake

333 new Actuation type special tests including:

- **Engine/PCM** – A/C tests, Camshaft tests, EVAP tests, Fan tests, Fuel Injector tests, Fuel Pressure tests, Low Pressure Fuel Leakdown Test, Power Balance, Relative Compression, Transmission tests, Turbocharger Wastegate Control
- **Transmission** - Gear Command By Output State Control, On Demand Test
- **Brakes/ABS** - ABS Booster Solenoid Current, Hydraulic Pump Motor, Inlet Valve tests, Outlet Valve tests, TCS Priming Valve tests, On Demand Test
- **AWD/Transfer Case** - CCW Relay, CW Relay, On Demand Test, Shift Motor Position Sense Contact Plate Power Circuit Status
- **Instrument Cluster** - Lamp tests, Gauge tests, Segment tests, Button tests, Dimming Control, On Demand Test
- **Climate (HVAC)** - Air Mode Actuator, Front Blower Relay, Left Blend Door Mode, Right Blend Door Mode
- **Body Control** - Lamp and Buzzer/Warning tests, Door Lock tests, On Demand Test, Wiper tests, Turn Signal tests, Headlight tests
- **Seat** – Bladder Inflate tests, Memory tests, Front Motor Up/Down, Horizontal Motor Backward/Forward, Rear Motor Up/Down, Recline Motor Back / Forth, Seat Heat and Cool Command tests, Telescope In/Out, Tilt Up/Down
- **Others** - Tests for AUDIO CONTROL, DRIVER DOOR MODULE, DIGITAL SIGNAL PROCESSING, TRAILER MODULE

Special test fixes/improvements:

- 2008 Super Duty 6.4L ENGINE - fixed DPF Regen test not working properly

Updated Diagnostic Information for the following:

- PCM Connector Pin Information (B.O.B) for 2016MY

General Motors / Saturn Coverage

3 new Adjustment type special tests including:

- **Others** – Radio Setup, Set Language, Ship Mode

15 new Actuation type special tests including:

- **Transmission** - TCC PC Solenoid Electrical
- **Transfer Case** - Clutch Control, Clutch Return
- **Seat** - Front Up/Down, Lumbar Forward/Backward, Lumber Up/Down, Rear Up/Down, Recline Forward/Backward, Recline Forward/Backward

Special test fixes/improvements:

- 2014 Express 4.8L ENGINE – fixed EVAP Purge/Seal does not display data items
- 2011 Sierra 6.6L ENGINE – fixed Reductant Heater tests not working properly
- 2007 Canyon BODY - fixed tests not available
- 2004 Aveo ENGINE - fixed Crankshaft Relearn test not working properly

New Coverage Details – USA Asian

Honda/Acura Coverage

- New coverage for 2016MY vehicles and systems
- New coverage for Seat Weight Sensor Initialization
- Added coverage for 89 new systems
- Added coverage for 498 new vehicle-ecu combinations

29 new Adjustment type special tests including:

- **Engine** - Crank Pattern Learn
- **ABS** - All Sensor Calibration, Sensor Calibration Test
- **Safety/Airbag** - After a Vehicle Collision, ODS Unit Initialization, OPDS Initialization, SWS Initialization
- **Instrument Panel** - ATF Reset, Engine Oil Life Reset, Sub Item 1-6 Resets

3 new Actuation type special tests including:

- **ABS** - ABS Brake Light Relay/TSA Relay Test
- **Instrument Cluster** - Self-Diagnostic Function
- **Body Control** - Detect Equipped Honda Body Systems

Special test fixes/improvements:

- 2006 MDX ABS - fixed All Sensor Calibration test not working properly

Other fixes/improvements:

- 2015 Accord TPMS - fixed communication issues

Hyundai Coverage

1 new Adjustment type special tests including:

- **Other** – Blind Spot Radar Calibration

Mazda Coverage

- Expanded coverage for 4X4 Control, Audio Control, Front Controls and Parking Aid systems
- Added coverage for 28 new systems
- Added coverage for 34 new vehicle-ecu combinations

1 new Adjustment type special tests including:

- **Engine/PCM** - Misfire Monitor Neutral Profile Correction

Mitsubishi Coverage

2 new Actuation type special tests including:

- **Engine/PCM** - Oxygen Sensor 1/1 Heater Duty Cycle, Oxygen Sensor 1/2 Heater Duty Cycle

Special test fixes/improvements:

- 2012 Outlander TPMS - fixed TPMS Registration test not available

Nissan/Infiniti Coverage

1 new Adjustment type special tests including:

- **Others** - Room Lamp Timer Setting

10 new Actuation type special tests including:

- **Body Control** - Lamp and Buzzer/Warning tests, Door Lock tests, Power Window Down, Trunk Open Test

Special test fixes/improvements:

- 2014 Versa Note TPMS – fixed TPMS Registration not available

Subaru Coverage

- New coverage for 2014-2016MY vehicles and systems
- Added coverage for 74 new systems
- Added coverage for 232 new vehicle-ecu combinations

3 new Actuation type special tests including:

- **Body Control** - Lamp tests

New Coverage Details – USA European

Alfa Romeo Coverage

- New coverage for 2016MY vehicles and systems
- Added coverage for 11 new systems

- Added coverage for 11 new vehicle-ecu combinations

9 new Actuation type special tests including:

- **Transmission** - Electric Pump Drive Unit Command
- **Instrument Cluster** - Seat Belt Warning Chime
- **Body Control** - Lateral Anti Tilt Sensor, Longitudinal Anti Tilt Sensor, Modify Volumetric Sensors Sensitivity, LIN Check tests

Audi Coverage

61 new Adjustment type special tests including:

- **Engine/PCM** - Camshaft Timing Control tests, CAT Conversion Rate tests, Drain Fuel Tank, Engine Temperature Management Basic Setting, Evaporative Emission Control Regenerat. Valve, Fuel Pressure Reduction, Fuel Pump Adaptation, Generate Readiness Code, Neutral Position Sensor Adapting, Reset Timing Chain Adaption Values, Throttle Valve Basic Setting
- **ABS/Brakes** - Brake Temperature Monitoring Information, Longitudinal Acceleration Sensor Adjustment, Sensor Unit Zero Position Compensation, Steering Angle Sensor
- **Safety/Airbag** - Reset Seat Occupied Recognition
- **AWD/Transfer Case** – Vacuum Pump Calibration
- **Climate Control/HVAC** - Basic Setting, Compressor Run-In, Compressor Run-In Blower Voltage Adaption, Cooling Output Test, Encoding Of Retrofitted Components, Front And Rear Control Motor Basic Settings, Write Configuration
- **Steering** - Steering Angle Sensor, Transfer Configuration, Write Configuration
- **Others** – Battery Replacement, ADAPTIVE CRUISE CONTROL ACC Sensor Adjustment, Transfer Configuration, Variant Encoding; MEMORY SEAT Actuate Seat Recall, Clear All Learned Seat Parameters

1,027 new Actuation type special tests including:

- **Engine/PCM** - Actuator For Camshaft Adjustment, Automated boost control, Camshaft Pos Actuator tests, Charge Motion Valve tests, Compression Test, Coolant tests, Diesel Particulate Filter Indicator Lamp, EGR tests, EVAP tests, Fan Control tests, Fuel Injector tests, Fuel Pressure Regulator tests, Fuel Pump Relay, Gearbox Coolant Valve, Glow Plug Control Module 1, Idle Speed Adjustment, Injector tests, Intake Manifold Runner Flap, PTC Heating Element tests, Reductant Pump, SCR Heating tests, Secondary Air Injection tests, Test Of Camshaft Synchronization, Throttle Valve 1, Turbo Charger Control Valve, Wastegate Solenoid
- **Hybrid** - Coolant Pump Control HV Battery, Cooling Valve 1 High Voltage Battery, Battery Fan Control tests
- **Transmission** – Gear oil cooling valve tests, Open converter clutch, Shift Lock, Lock Solenoids for selector lever, Parking Lock Solenoid Test, Shift Lock Actuator Transversal Test, Shift Lock Solenoid Test
- **ABS/Brakes** – Lamp tests, Actuatoric Test, Attaching brake pads, Brake Vacuum Pump, Inlet and Outlet Valve tests, Open Brakes tests, Parking Brake Botors, Wheel Speed Sensor Supply, PARKING BRAKE tests
- **Safety/Airbag** - Actuator Crash Severity tests, Actuator Test Crash Intensity tests, Precrash Pretensioner tests
- **AWD/Transfer Case** – Front Axle Torque Request Test

- **Suspension** - Accumulator Pressure Test, Air Spring Additional Volume Valve tests, Compressor Relay, Damper tests, Lower Vehicle tests, Pressure Build-Up, Pressure Reduction, Shock Absorber Valve Current tests, Test Accumulator And Compressor
- **Instrument Cluster** - Lamp tests, Buzzer tests, Segment Test
- **Climate (HVAC)** - Air Condition Compressor Activation, Air Conditioner Performance Test, Flap Door tests, Blower, Dash Panel Vent Positioning Motor Test, Electrical Air Conditioner Compressor Test, EMC Mode Flap Control Motors Test, Fresh Air Blower tests, High Voltage Heater Test, Footwell Flap Motor tests, Seat Heater tests, Positioning Motor tests, Segment test
- **Body** – Lamp/Indicator test, Headlamp/Lighting tests, Window tests, Mirror tests, Door Lock tests, Seat tests, Blower tests, Electrically Adjustable Steering Column Test
- **Seats** - Compressor For Multicontour Seat, Pump and Valve tests, Backrest Inclination tests, Belt Height Adjustment tests, Lumbar Support tests, Position Movement tests, Seat Height tests, System function test, Upper Backrest Adjustment tests
- **Doors** - Door Lock/Unlock tests, Window tests, Mirror tests, Automatic Day Night Exterior Mirror Test, Side Window Blind Test
- **Others** – tests for DRIVER ASSISTANCE, BRAKE BOOSTER, HEADLIGHT REGULATION, ACC/START AUTH (05), AMPLIFIER MODULE, RADIO (56), CAN GATEWAY (19), ELECTRONIC ROOF CONTROL, STEERING WHEEL, TAILGATE MODULE, LED MODULE LEFT, LED MODULE RIGHT, AUXILIARY PARKING HEATER, CENTRAL MODULE COMFORT SYSTEM, SPECIAL FUNCTION (3D), TRAILER (69)

Special test fixes/improvements:

- 2013 A5 PARK BRAKE - fixed Caliper Retract test not available

BMW/Mini Coverage

- New coverage for 2015MY vehicles and systems
- New coverage for i3 and ActiveHybrid models
- Pre-2015MY additions for many Body and Chassis Systems (Data and Special Tests)
- Expanded system coverage for 2001-2006 Mini Cooper
- High-value adjustment tests that include VANOS Adaptation, Steering Angle Sensor Adjustment, Oil Maintenance Reset, Sunroof Initialization and Rain/Light Sensor Initialization
- Added coverage for 1,550 new systems
- Added coverage for 7,788 new vehicle-ecu combinations

24 new Adjustment type special tests including:

- **Engine/PCM** - VANOS Adaptation, Vehicle Periodical Revision
- **ABS/Brakes** - Brake Line Connection, Front Brake Zeroing, Inspection/Service Interval Reset, Level Brake Fluid, Longitudinal Acceleration Sensor Adjustment, Perform Control-module Reset, Rear Brake Zeroing
- **Steering** - Steering Angle Sensor Adjustment
- **Body Control** - Rain Light Sensor Initialization
- **Others** - ICM Sensor Adjustment, Window Regulator Initialization tests, Slide Tilt Sunroof Initialization

98 new Actuation type special tests including:

- **Engine/PCM** - Compressor Bypass, EGR Bypass Flap, Glow Plug Relay, Heating-tank (SCR), Injection Valve Control tests, Motor Fan, OBD Readiness Code, Throttle Control, Waste Gate Solenoid
- **ABS/Brakes** - DSC Pulse Valves tests, Pump Control, Speed Sensor Connection, Temporary Activation and Temporary Deactivation, Wheel Speed Sensor Functional Test
- **Suspension** - Damper Satellites
- **Instrument Cluster** – Lamp/Indicator tests, Gauge tests
- **Climate (HVAC)** – Lamp and Button tests, Flap Motor Opening tests, REAR AIR CONDITIONING tests
- **Body** – Wiper tests
- **Seats** - Read Configuration, Seat Fore-And-Aft Adjustment

Special test fixes/improvements:

- 2011 Z4 PARKING BRAKE – fixed Park Brake Retract tests missing
- 2004 745Li POWER MODULE - fixed Battery Exchange Register test not working properly

Other fixes/improvements:

- 2005 Mini Cooper INSTRUMENT CLUSTER - fixed communication issues
- 2003 Mini Cooper IMMOBILIZER and INSTRUMENT CLUSTER - fixed communication issues

Fiat Coverage

- New coverage for 2016MY vehicles and systems
- Added coverage for 38 new systems
- Added coverage for 50 new vehicle-ecu combinations

29 new Adjustment type special tests including:

- **Engine/PCM** - Clear Misfire TLC, Reset Adaptive After Oil Change, Reset Adaptive After Memory, Reset Adaptive After Block Change, Reset Air-Fuel Adaptives, Reset Camshaft Adaptives, Reset VVA Freeze Incorrect
- **Transmission/Electronic Shifter** - Clear Self-Learning Data
- **ABS** - Longitudinal And Lateral Sensor Calibration, Pressure Sensor Calibration
- **Tire Pressure Monitor/WCM** - Tire Pressure Sensor Registration
- **Climate (HVAC)** - HVAC FGA Self Learning Motors Test
- **Instrument Cluster** - Oil Service Reset, Reset Service Information, Seat Belts Alarm Enable, Seat Belts Alarm Exclusion, TPM Pressure Update to Placard Value
- **Steering** - Steering Angle Calibration
- **Others** - Heated Seat NTC Validation

311 new Actuation type special tests including:

- **Engine/PCM** - Engine After Run Coolant Pump, Fuel Injector tests, Fuel Pump tests, Ignition Coil tests, O2 Heater Duty-Cycle tests, Overdrive Switch Test, Purge Valve Duty-Cycle, Surge Valve Solenoid, VVA Cylinder tests
- **Transmission/Electronic Shifter** - Command Shift Lock, Line Pressure Output Current Value, Linear Solenoid tests, Pump Management, Shift Solenoid tests, ShiftLock, Torque Converter Clutch tests
- **ABS** – Lamp and Indicator tests, Inlet and Outlet Valve tests, Pilot Valve Activation tests, Priming Valve Activation tests, Recirculation Pump, Wheel Speed Sensor Functional Test
- **AWD/Transfer Case** - Rollbench Mode
- **Instrument Cluster** – Lamp and Indicator tests, Seat Belt Warning Chime

- **Climate (HVAC)** - Front Blower Motor, Left Air Distribution Motor, Left Air Mix Servo Motor Target Position, Recirculation Motor Position, Right Air Mixing Motor
- **Body Control** - Lamp and Buzzer/Warning tests, Door Lock tests, Window tests, Wiper/Washer tests, Headlight tests, Turn Signal tests, Automated Driver Door Open, Driver heated seat relay command
- **Others** - tests for AUDIO, COMFORT STEERING WHEEL, RADIO FREQUENCY HUB, TELEMATICS GATEWAY

Jaguar Coverage

9 new Actuation type special tests including:

- **ABS/Brakes** - ABS Valve Relay Output State, Inlet Valve tests, Outlet Valve tests

Land Rover Coverage

9 new Actuation type special tests including:

- **ABS/Brakes** - ABS Valve Relay Output State, Inlet Valve tests, Outlet Valve tests

Mercedes Benz

11 new Adjustment type special tests including:

- **Engine/PCM** - Adjust Idle Speed Gear, Adjust Idle Speed P/N, Ignition Timing Correction, Mixture Adaptation Cancelling
- **Transmission** - Selector Sensor Learning
- **Steering** - Coding Reset
- **Others** – INTELL SERVO MOD Perform Calibration

16 new Actuation type special tests including:

- **Engine/PCM** - Control Heating O2 Sensor Right, Secondary Air Pump, Secondary Air Valve
- **ABS/Brakes** – Activate PRW, Pump Actuator Test, ELECTRONIC PARK BRAKE Mounting test
- **Seats** - Check Seat Ventilation, Denormalize Routine
- **Doors** - Central Locking
- **Others** – tests for AUDIO, CENTRAL DISPLAY

Volkswagen Coverage

55 new Adjustment type special tests including:

- **Engine/PCM** - Camshaft Timing Control tests, CAT Conversion Rate tests, Drain Fuel Tank, Engine Temperature Management Basic Setting, Evaporative Emission Control Regenerat. Valve, Fuel Pressure Reduction, Fuel Pump Adaptation, Generate Readiness Code, Neutral Position Sensor Adapting, Reset Timing Chain Adaption Values, Throttle Valve Basic Setting
- **ABS/Brakes** - Longitudinal Acceleration Sensor Adjustment, Steering Angle Sensor
- **Safety/Airbag** - Reset Seat Occupied Recognition
- **AWD/Transfer Case** – Vacuum Pump Calibration
- **Climate Control/HVAC** - Basic Setting, Compressor Run-In, Cooling Output Test, Encoding Of Retrofitted Components, Write Configuration
- **Steering** - Steering Angle Sensor, Transfer Configuration, Write Configuration

- **Others** – Battery Replacement, ADAPTIVE CRUISE CONTROL ACC Sensor Adjustment, Transfer Configuration, Variant Encoding; MEMORY SEAT Actuate Seat Recall, Clear All Learned Seat Parameters

362 new Actuation type special tests including:

- **Engine/PCM** - Automated boost control, Boost Pressure Actuator, Camshaft Pos Actuator tests, Charge Motion Valve tests, Compression Test, Coolant tests, Diesel Particulate Filter Indicator Lamp, EGR tests, EVAP tests, Fan Control tests, Fuel Injector tests, Fuel Pressure Regulator tests, Fuel Pump Relay, Glow Plug Control Module 1, Injector tests, Intake Manifold Runner Flap, Metering Unit Actuator, Overdrive Switch Test, Oxygen Sensor Heater Duty Cycle tests, Pressure Regulator Valve, PTC Heating Element tests, Reductant Pump, SCR Heating tests, Secondary Air Injection tests, Test Of Camshaft Synchronization, Throttle Valve Actuator, Turbo Charger Control Valve, Variable Swirl Actuator, Wastegate Solenoid
- **Hybrid** - Coolant Pump Control HV Battery, Cooling Valve 1 High Voltage Battery, Battery Fan Control tests
- **ABS/Brakes** –ABS Inlet and Outlet Valve tests, Brake Booster Accumulator Activation tests, PARKING BRAKE tests
- **Suspension** - Damper tests, Pressure Reduction
- **Instrument Cluster** - Lamp/Indicator tests, Powermeter Display Test, Segment Test
- **Climate (HVAC)** - Air Conditioner Performance Test, Air Distribution Front Control Motor, Air Recirculation Flap Positioning Motor, Blower, Cutoff Valve Refrigerant tests, Electrical Air Conditioner Compressor Test, EMC Mode Flap Control Motors Test, High Voltage Heater Test, Seat Heater tests
- **Body** – Lamp/Indicator test, Headlamp/Lighting tests, Window tests, Mirror tests, Door Lock tests, Seat tests, Blower tests
- **Seats** - Backrest Inclination tests, Lumbar Support tests, Seat Height tests
- **Others** – tests for DRIVER ASSISTANCE, CAMERA SYSTEM, BRAKE BOOSTER, ADAPTIVE CRUISE CONTROL , HEADLIGHT REGULATION, ACC/START AUTH (05), AMPLIFIER MODULE, RADIO (56), WHEEL, TRAILER (69)

Other fixes/improvements:

- 2006 Passat IMMOBILIZER - fixed controller missing