

Release Notes

Version 2.12.0.10

Release Notes Contents

- [Overview](#)
- [New Software Improvements - Summary](#)
- [New Vehicle Coverage - Summary](#)
- [Software Improvements - Detail](#)
- [New Vehicle Coverage – Special Test Highlights](#)
- [New Vehicle Coverage - Detail](#)

Overview:

The new version 2.12.0.10 contains major software improvements and coverage additions. Also provided are selected highlights of new features, fixed issues reported by technicians, and other improvements. You will notice many more in the software that are just too numerous to identify individually. Many thanks for the useful feedback we are receiving. More coverage and enhancements on the way!

New Software Improvements - Summary:

- Performance Improvements, Faster Scanning
- Remove Qualifier Questions in All Systems DTC Scan
- Wi-Fi Video Scope Application
- Noise & Vibration Detection Application
- Other System Improvements

New Vehicle Coverage - Summary:

- **Hyundai** – New coverage for 2016MY vehicles and systems
- **Kia** – New coverage for 2016MY vehicles and systems
- **Mitsubishi** – New coverage for 2000 – 2016MY vehicles and systems
- **Nissan/Infiniti** – New coverage for 2016MY vehicles and systems
- **New Systems** -976
- **New Vehicle-ECU Combinations** -1,843
- **New Adjustment type tests** – 194
- **New Actuation type tests** – 1,313
- **Updated Diagnostic Information for the following:**
 - DTC Circuit Description for 2016MY Ford
 - DTC Possible Causes for 2015-2016MY Ford
 - Code Info (setting conditions) for 2013-2016MY Chrysler/Jeep and 2015-2016 Ford

New Software Improvements Detail

Performance Improvements

There are continued performance improvements in the area surrounding DTC reading. Overall, we have reduced complexity in getting the DTC information to the user quicker and more reliably. Some examples include:

- Skipping further DTC reading when the first group on a controller returns an error.
- Reducing the time to DTC read by delaying Diagnostic Information lookup on the DTC code.

Remove Qualifier Questions

Wherever possible, qualifier questions have been eliminated during the All System DTC Scan and Automated System Tests. These questions have been reduced by 40% throughout the vehicle car park.

Other System Improvements

The time zone of the user's device will now appear on the System report "Generated" time stamp:

ALL SYSTEM DTC SCAN

Generated: 08/15/2017 10:25 AM EDT

VEHICLE INFORMATION

2008 Ford F-150 King Ranch 5.4

VIN

Primary Controller

PCM / PATS

reminder : only controllers with the same diagnostic connection type as the primary controller selected will be evaluated in this report. be aware that if vehicle has multiple diagnostic connections that then a different cable connection may be required to read certain controllers.

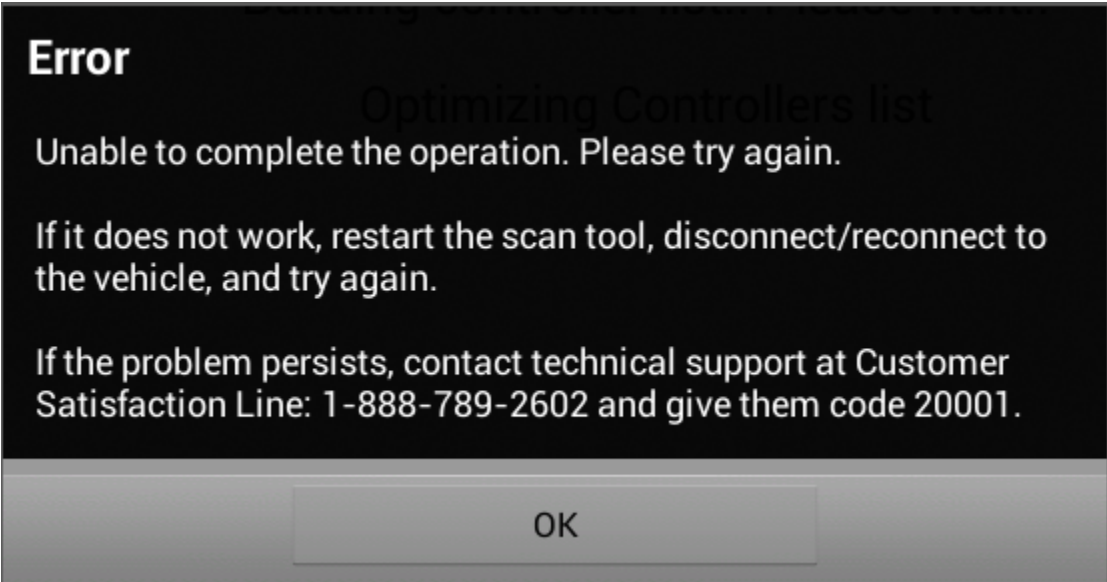
DTCS

Primary Controller PCM / PATS

B10A2	Current Codes	Crash Input
B1213	Current Codes	Less Than Two Keys Programmed To Passive Anti-Theft System
B1219	Current Codes	Fuel Tank Pressure Sensor Circuit

Secondary Controller INSTRUMENT CLUSTER

Error Handling messaging has been changed to be consistent and user friendly. The user will no longer see error messages such as “Could not find the variant for the selected controller in the Database” or “Unknown Error”. Instead a more user friendly error message will be displayed throughout diagnostics:

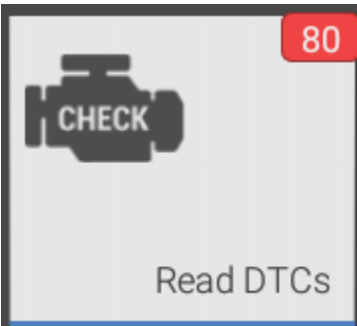


The Errors in AST/ASDTC will be made consistent and simple. The controller can either be read or it cannot. The error message for controllers that could not be scanned will be changed to “This vehicle may be missing optional equipment. This controller may not be available, or there may be a communication problem.”

Shown below the AIRBAG and LEFT SB PRETENSIONER

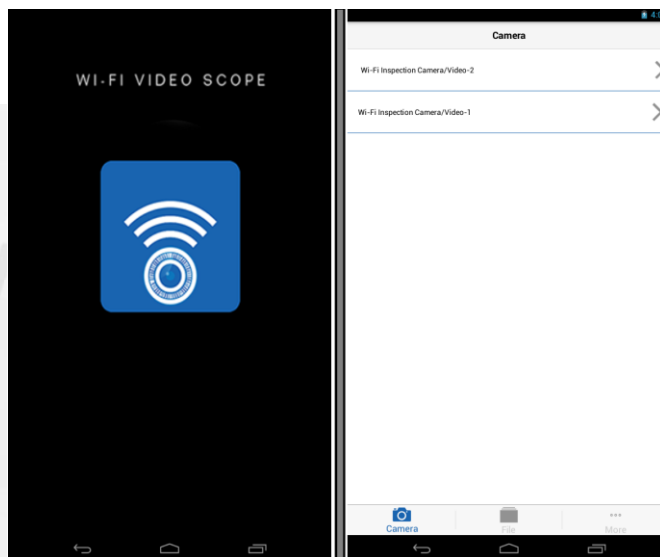
	AIRBAG	
	Not scanned This vehicle may be missing optional equipment. This controller may not be available, or there may be a communication problem.	-
	LEFT SB PRETENSIONER	
	Not scanned This vehicle may be missing optional equipment. This controller may not be available, or there may be a communication problem.	Read Codes

Fixed an issue with the Asset Count bubble on the “Read DTCs” tile was not properly clearing out in between live and demo mode.

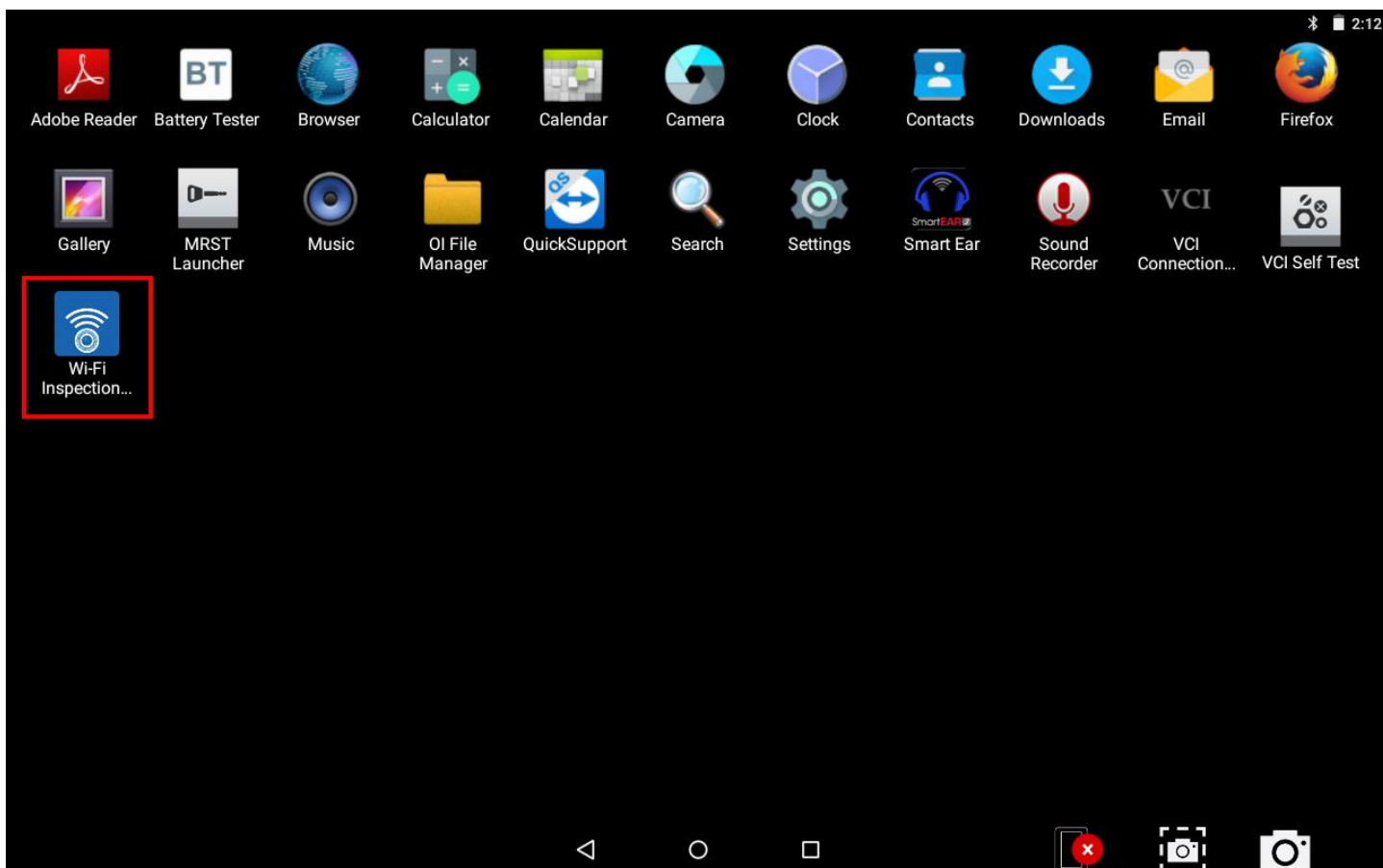


Wi-Fi Video Scope Application

You can now pair your scan tool with the Steelman PRO® Wi-Fi Video Scope (purchased separately). Use this scope to transmit video wirelessly to your smart device, enabling you to inspect visually inaccessible areas.




The Wi-Fi Inspection app is added in the “All Apps” menu as shown below:

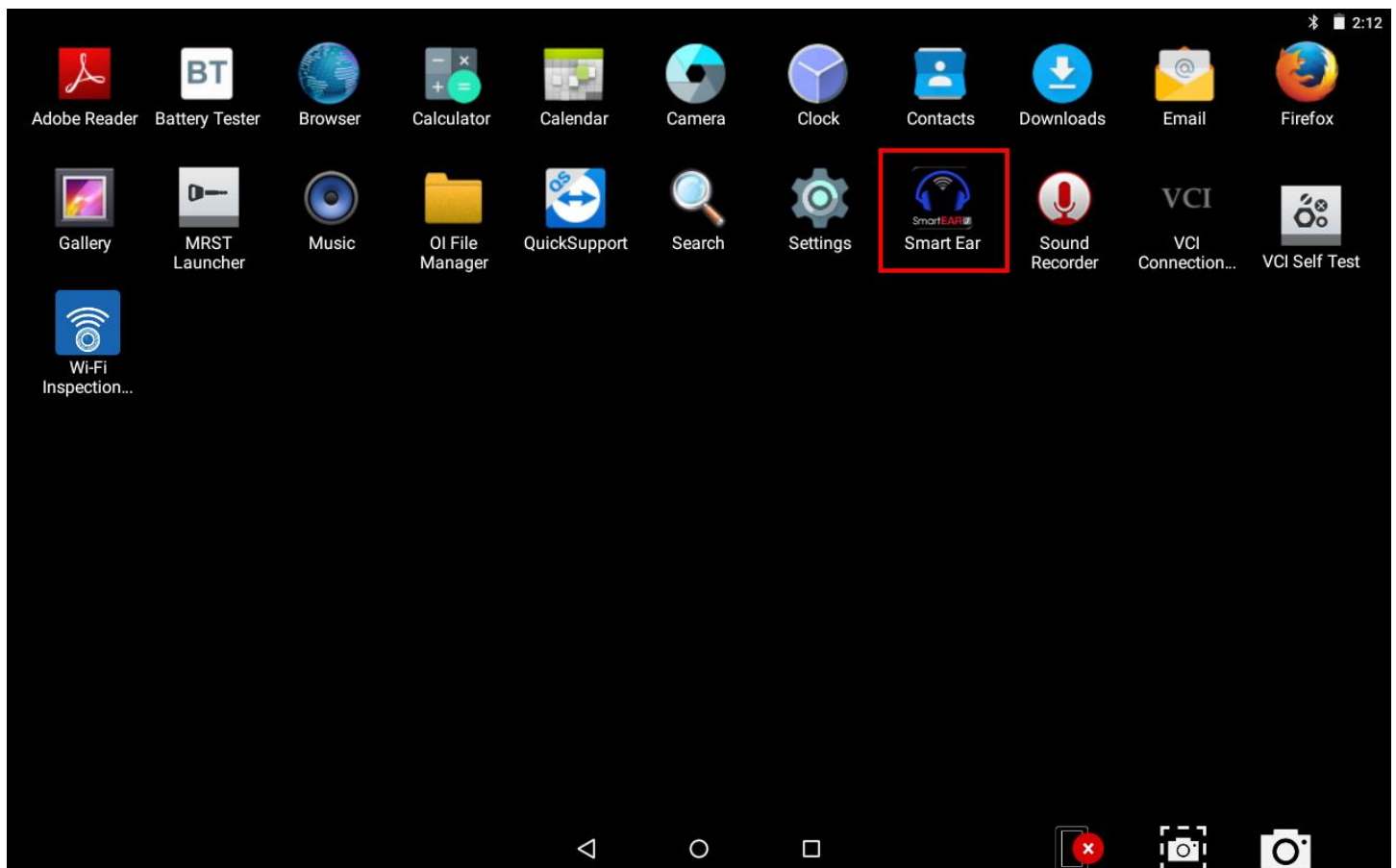


Noise & Vibration Detection Application

You can now pair your scan tool with the Steelman®PRO Bluetooth® CHASSISEAR® (purchased separately). Use this noise, vibration, and harshness detection tool that uses Bluetooth® wireless technology along with your scan tool to help identify and diagnose unidentified noises.



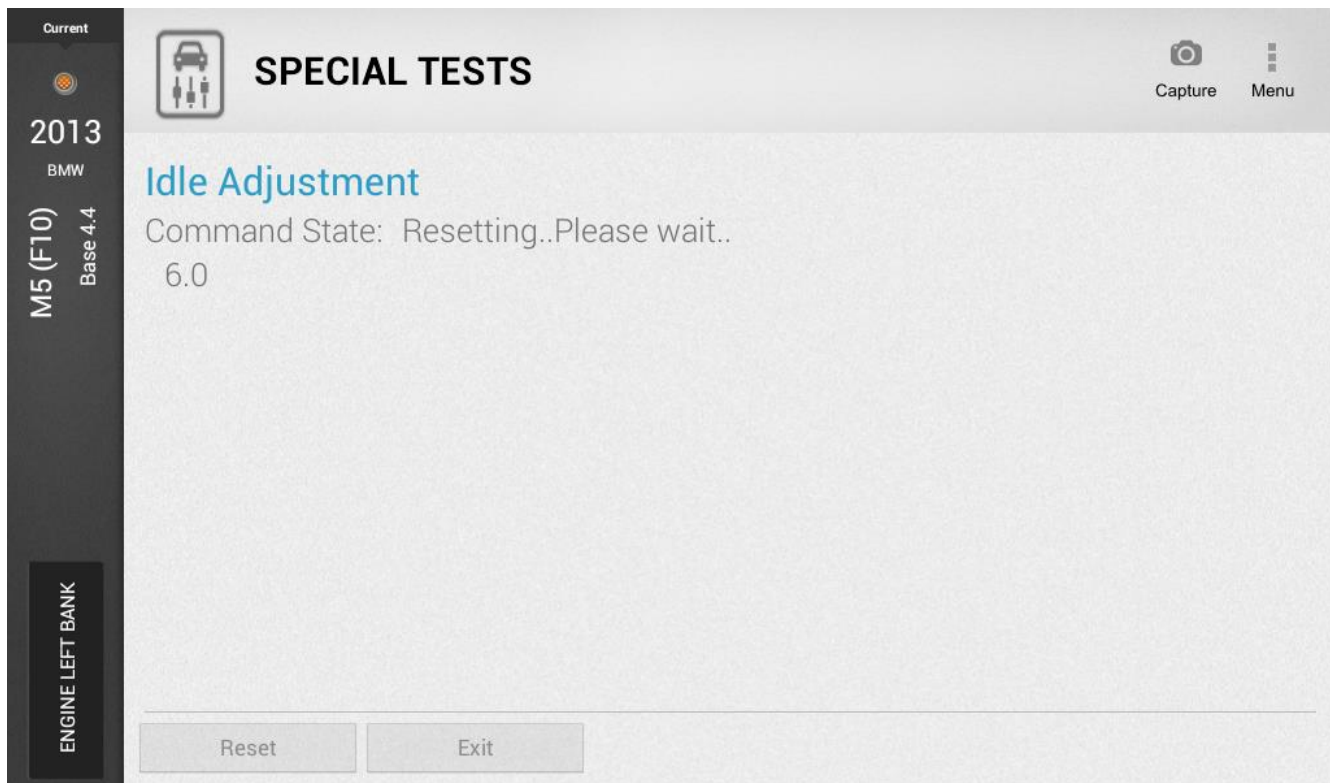
The Smart Ear3 Application is added in the “All Apps” menu as shown below:



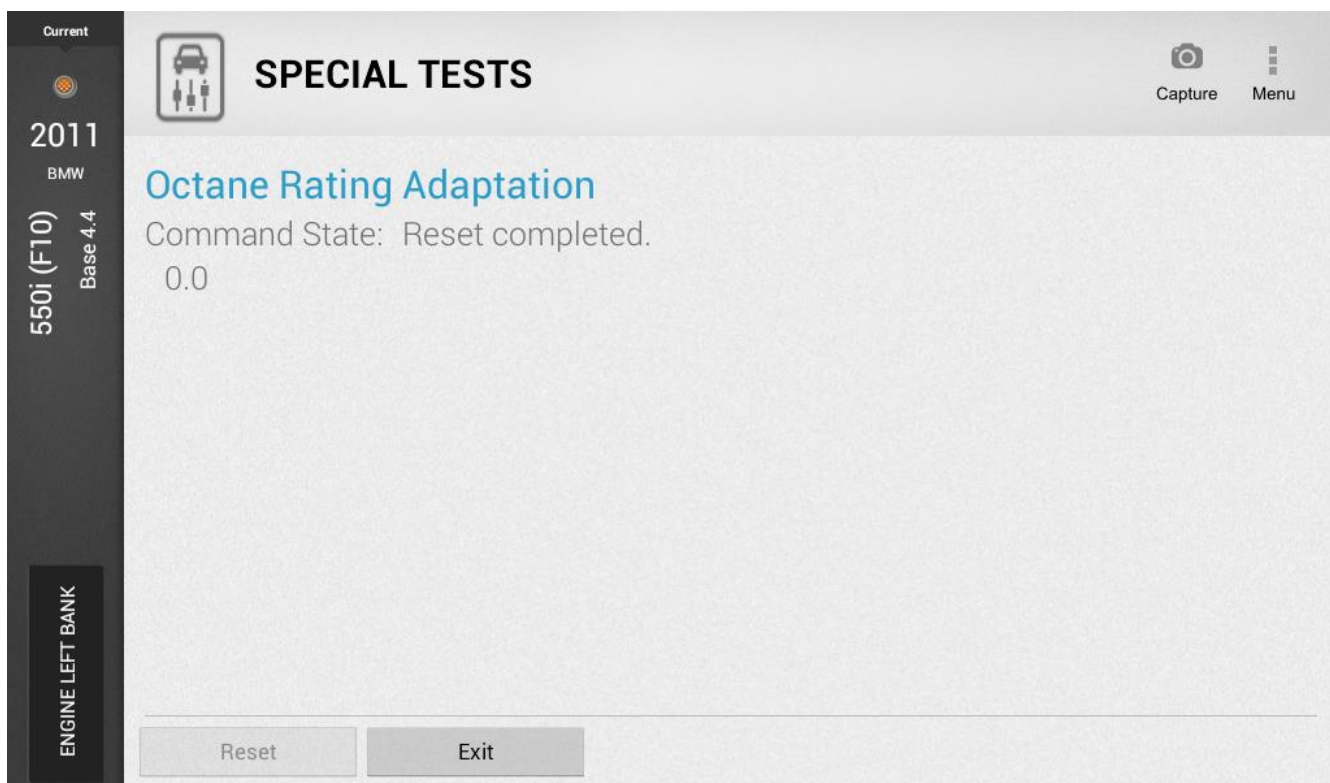
New Vehicle Coverage - Special Test Highlights

BMW

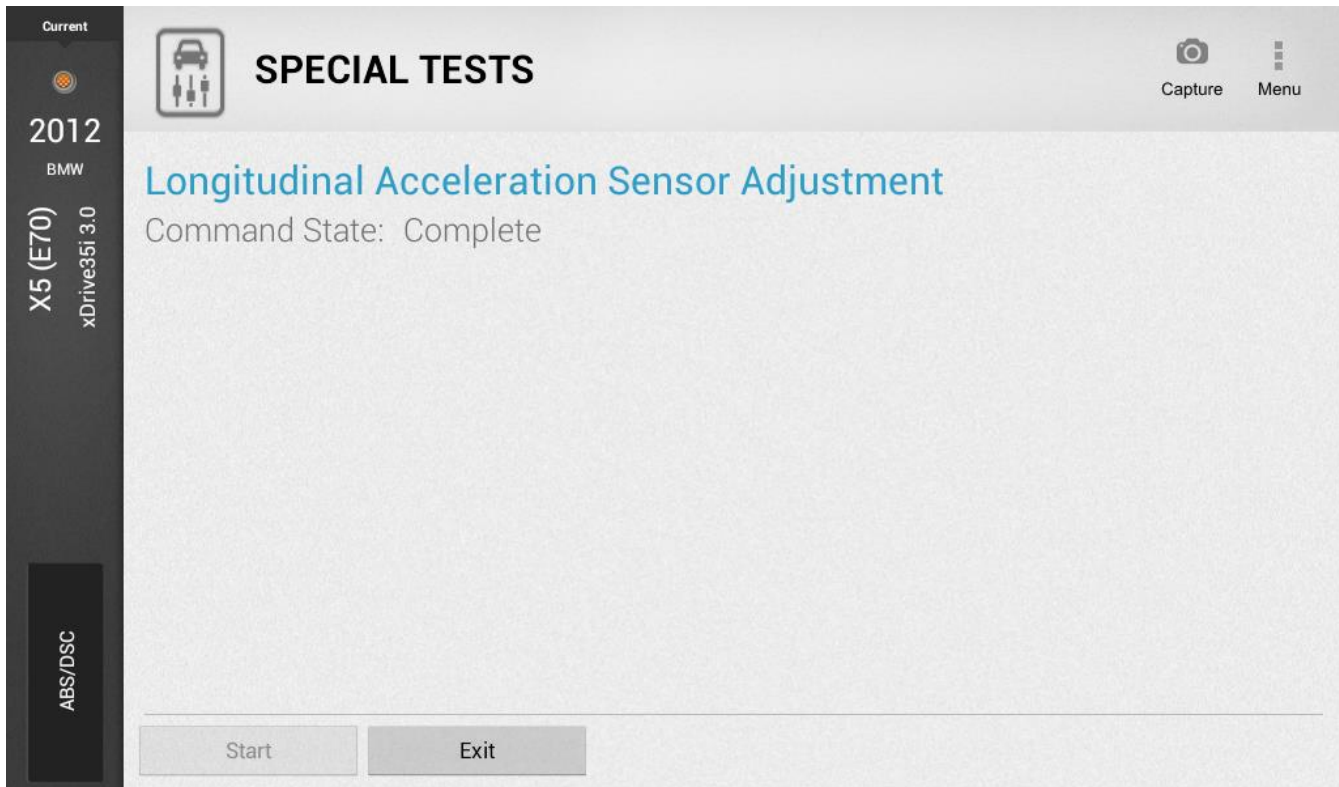
Idle Adjustment - Resets the Engine ECU saved idle settings.



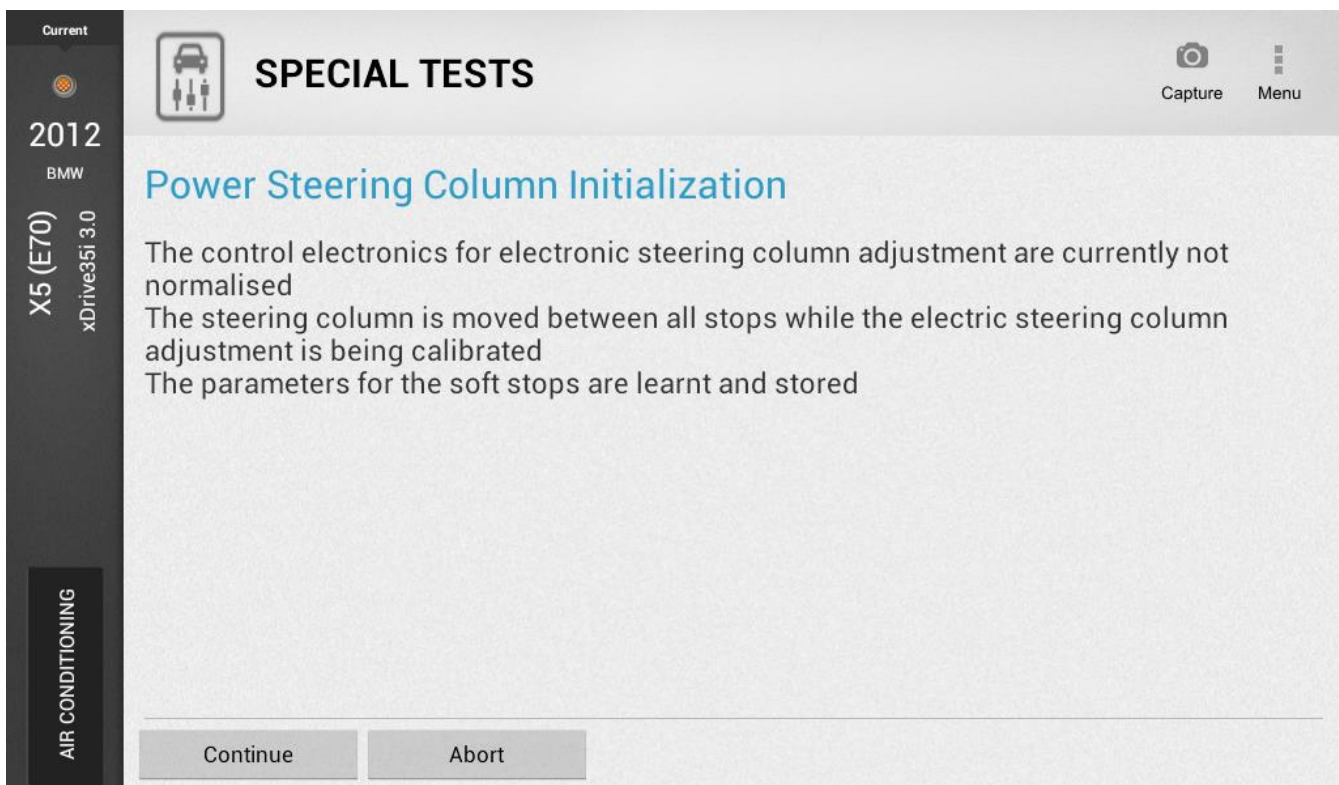
Octane Rating Adaptation - Resets the engine calibration adjustment for fuel octane



Longitudinal Acceleration Sensor Adjustment – Calibrates the Longitudinal Acceleration Sensor. Required after sensor replacement or sometimes when the battery is disconnected.




Power Steering Column Initialization – Recalibrates the Power Steering Column. Required after battery disconnect and also after column replacement





Rear Driver/Pass Side Door Power Window Regulator Initialization - Initializes power windows

Current



SPECIAL TESTS

 Capture

 Menu

2012

BMW

X5 (E70)

xDrive35i 3.0

PASSENGER SIDE JUNCTION BOX


Rear Driver/Pass Side Door Pwr Window Regulator Initialization

Select from below options:


Rear Driver Door Power window regulator
Rear Passenger Door Power window regulator
EXIT


Driver Seat Initialization – Initializes power seat memory stop points. Required after battery disconnect.

Current



SPECIAL TESTS

 Capture

 Menu

2012

BMW

X5 (E70)

xDrive35i 3.0

DRIVER SEAT MODULE

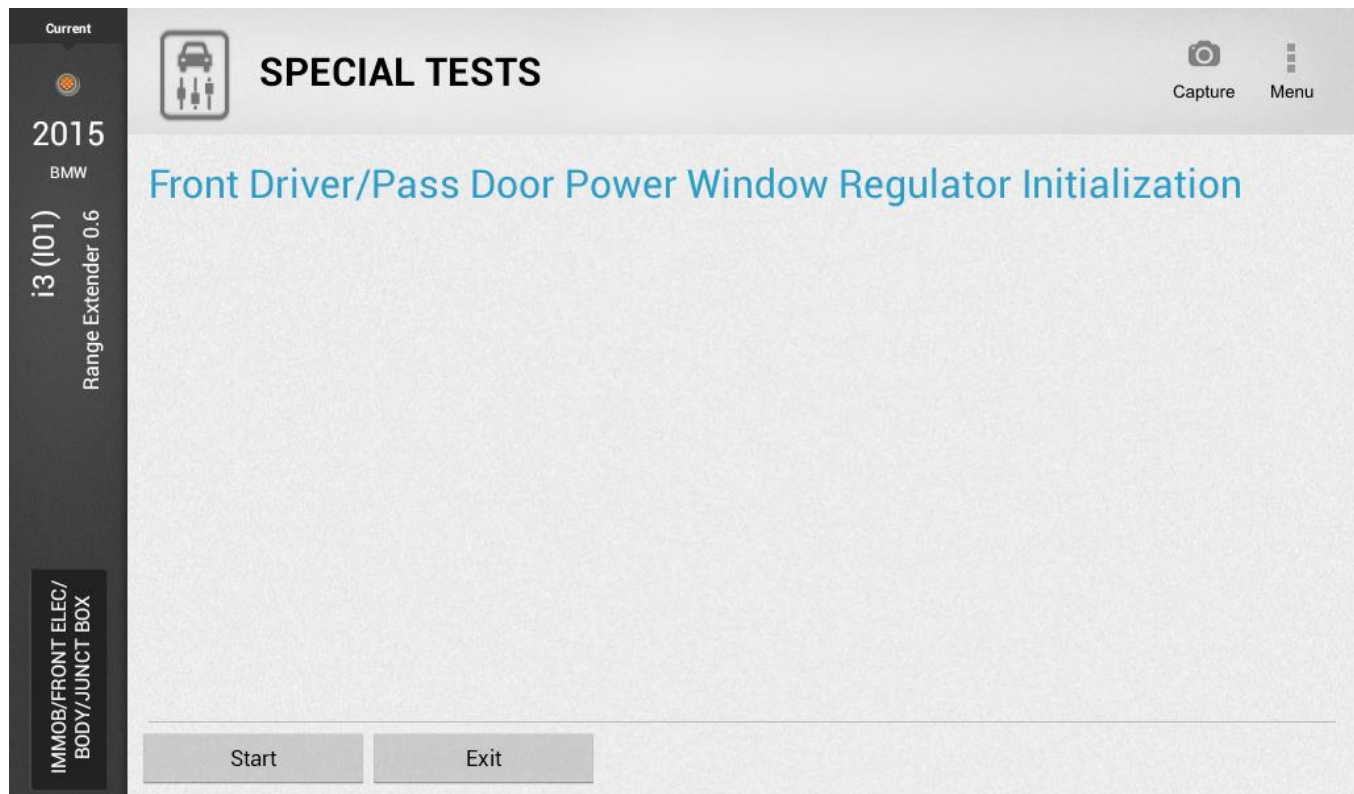
Driver Seat Initialization

Command State: Please Wait . . .

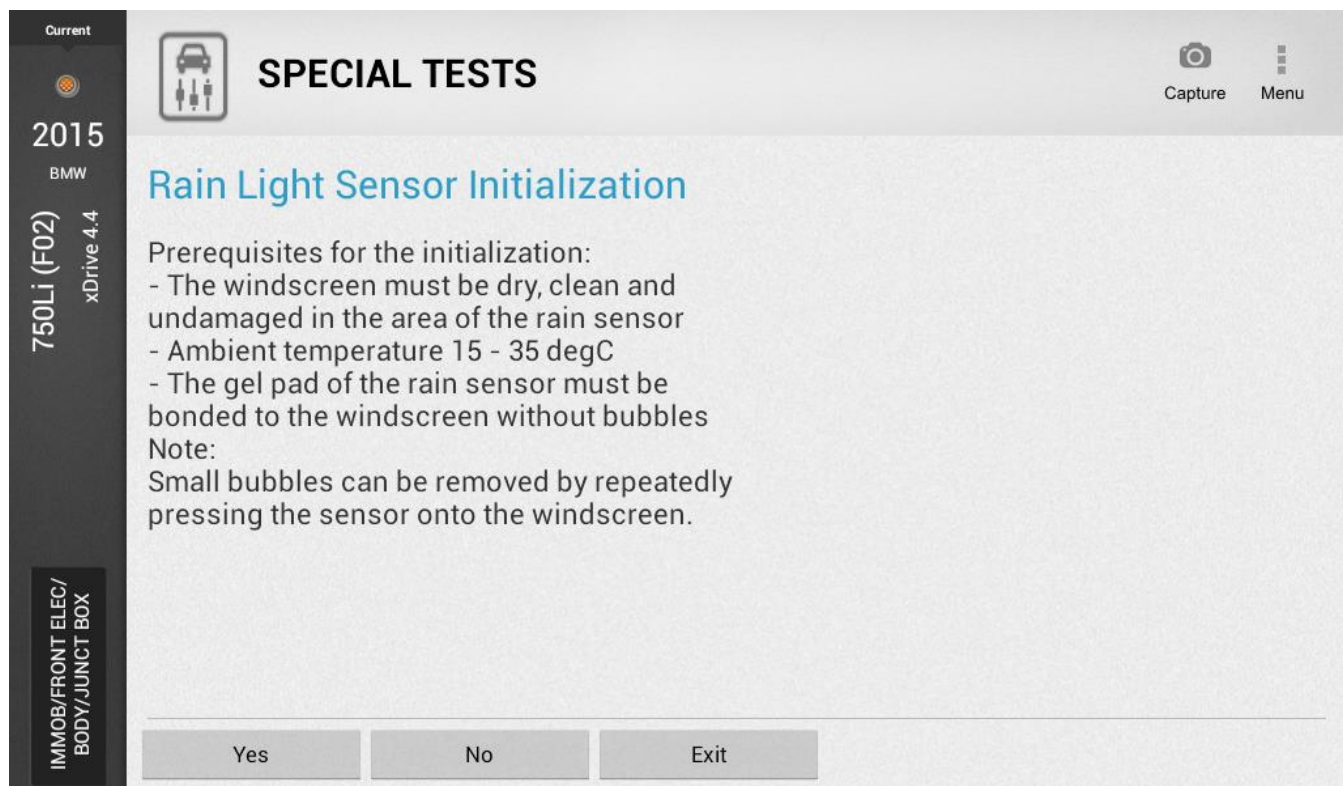
Start

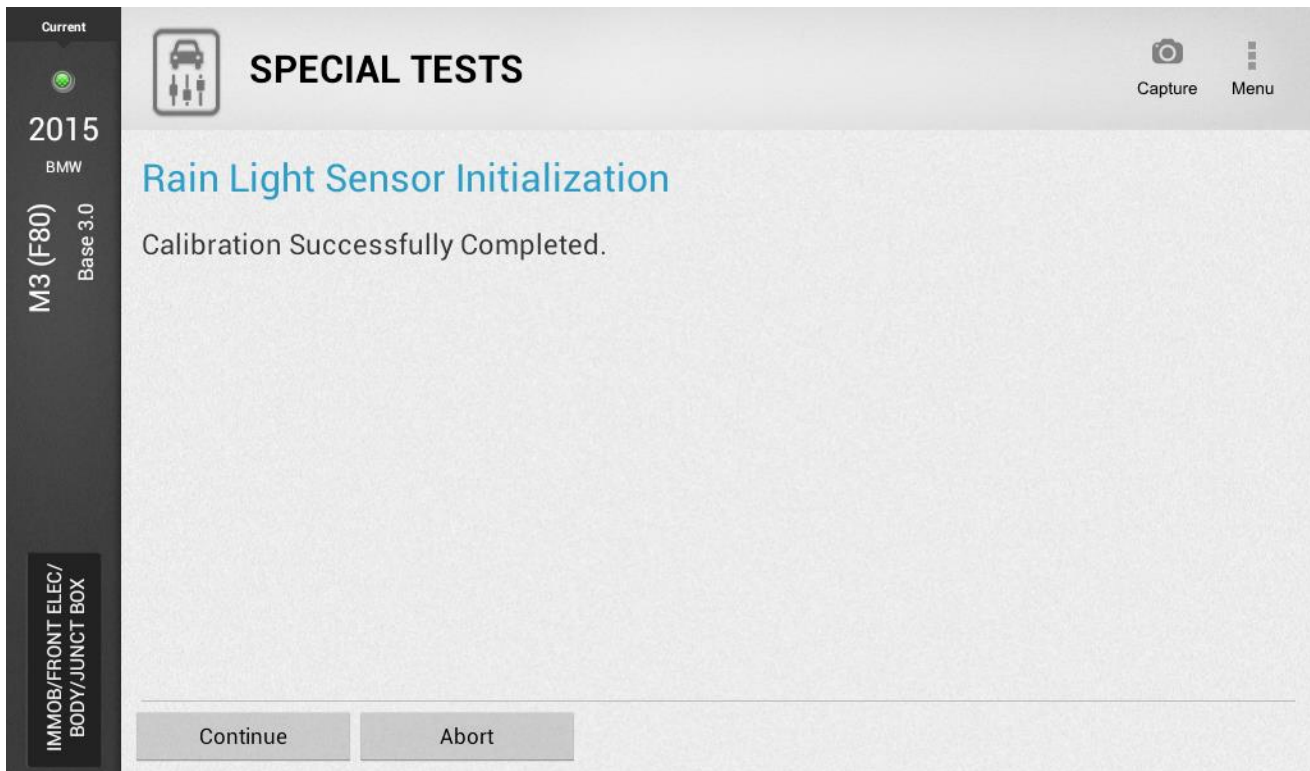
Exit

Front Driver/Pass Door Power Window Regulator Initialization – Initializes power windows.

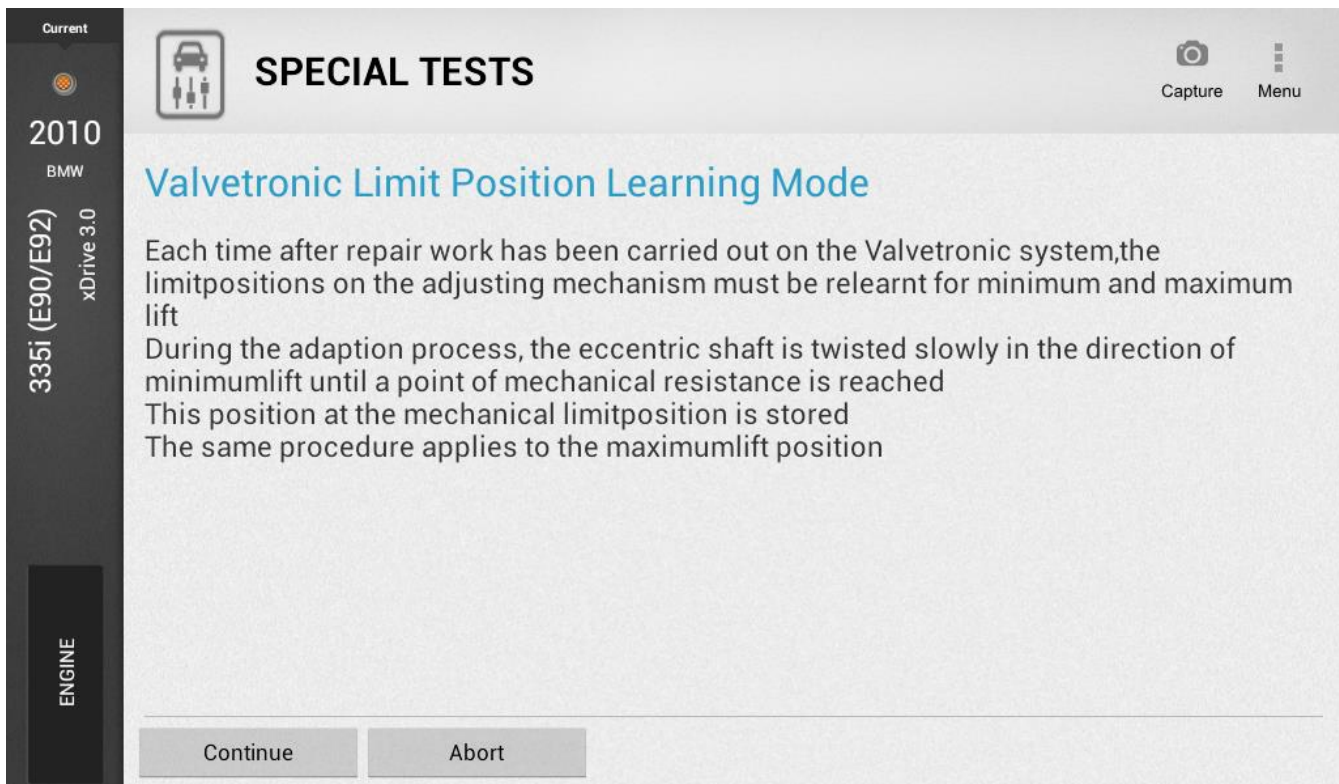


Rain Light Sensor Initialization – Initializes the sensor after replacement or windshield replacement.






Valvetronic Limit Position Learning Mode – Clears and relearns the VANOS limits. Required after VANOS or timing component replacement.





Steering Angle Sensor Adjustment – Calibrates the steering angle sensor after sensor replacement.

Current



SPECIAL TESTS


Capture


Menu

2013

Mini

Cooper (R56/R57)

S 1.6

SWITCHING CENTER
STEER COLUMN


Steering Angle Sensor Adjustment

The steering angle must be calibrated after the following jobs:
Renewal of the SZL control unit
Adjusting procedure on the steering geometry
Work on the steering and/or front axle
Note:
All faults that are related to the DSC control unit and/or SZL control unit must be processed first according to the test plan


Continue


Abort

Current



SPECIAL TESTS


Capture


Menu

2014

BMW

550i (F10)

xDrive 4.4

STEERING COLUMN

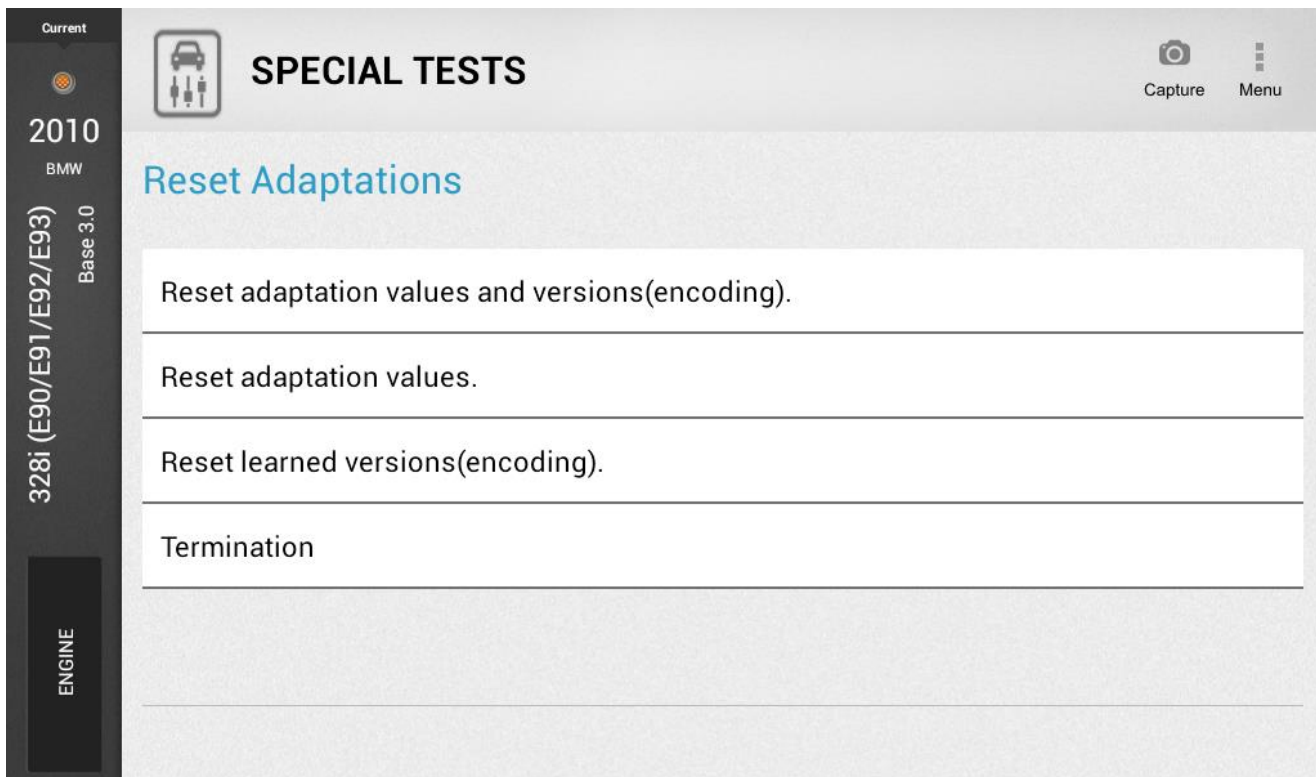
Steering Angle Sensor Adjustment

The steering angle sensor was adjusted successfully
Switch off ignition
Wait 10 seconds
Switch on ignition again!

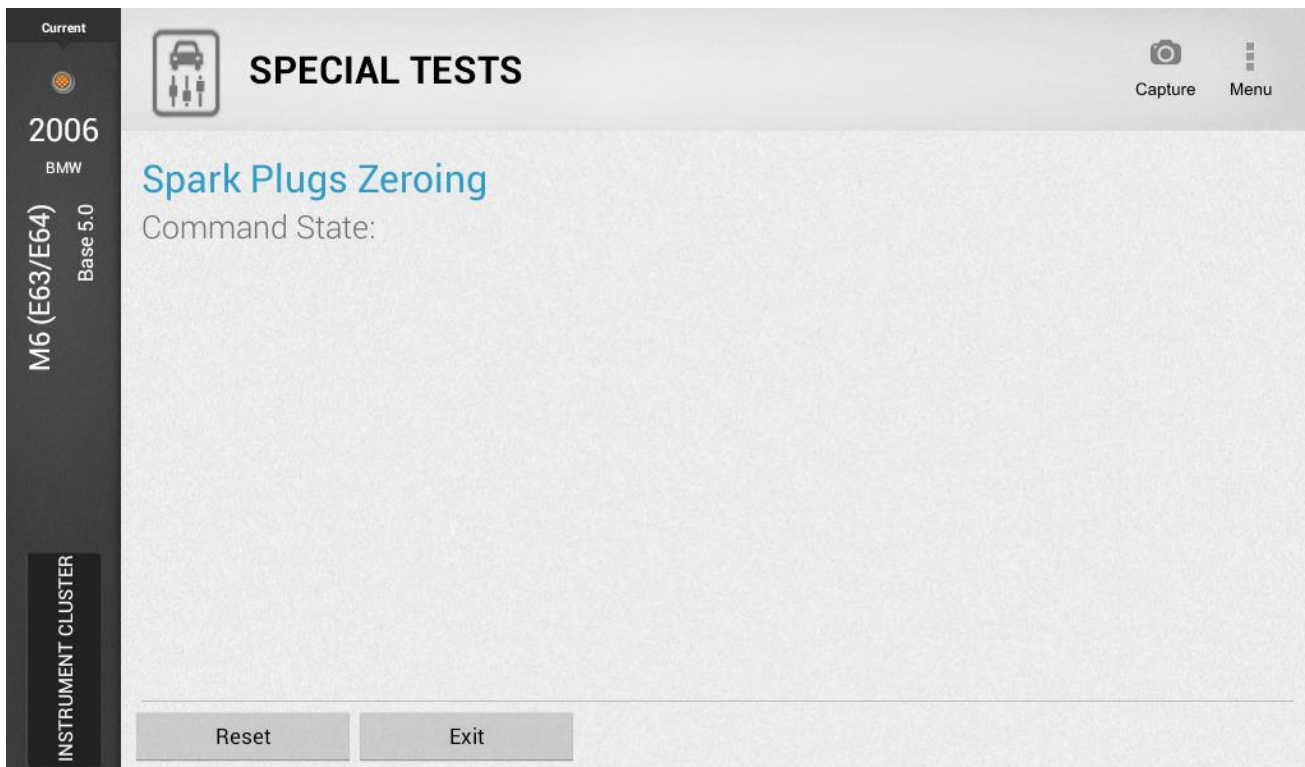
Continue

Abort

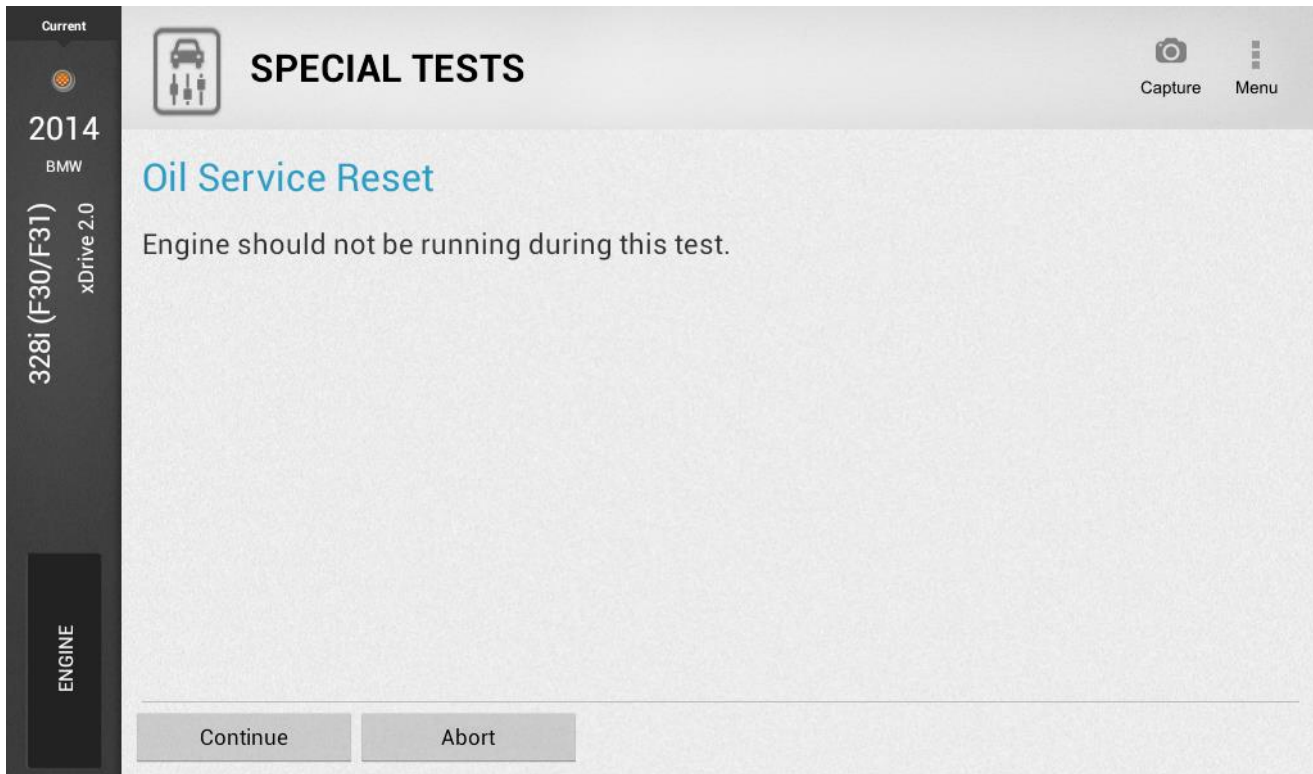
Reset Adaptations – Clears all Engine controller adaptations and resets module to learn new values.



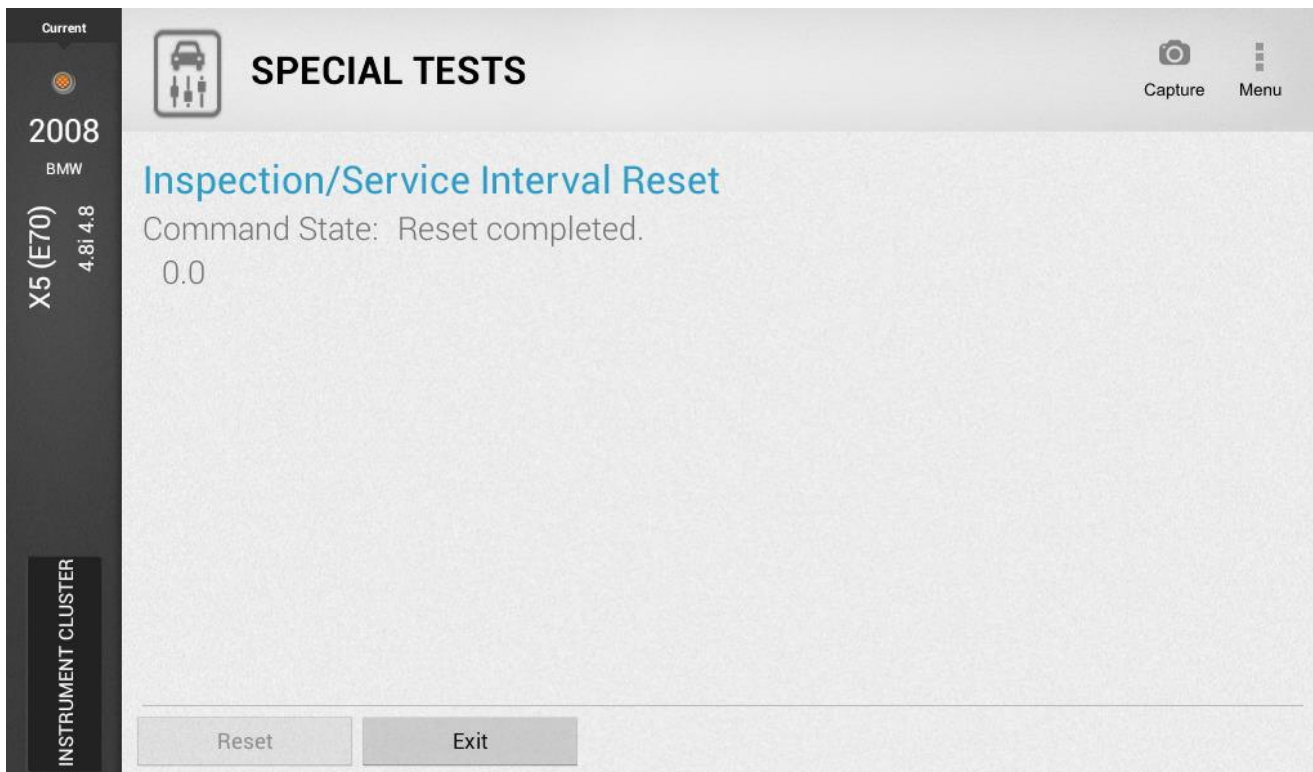
Spark Plugs Zeroing – Resets the Spark Plug Replacement maintenance reminder value. Required after spark plug replacement.



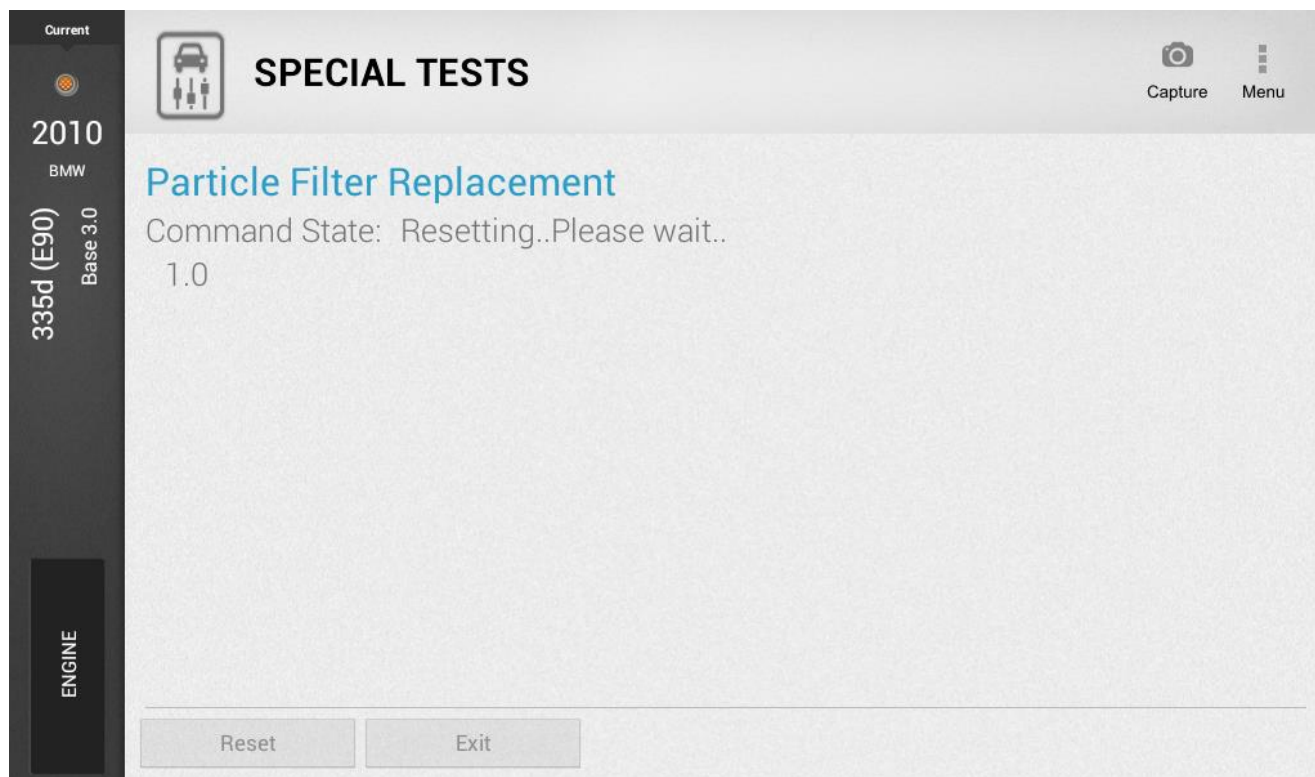
Oil Service Reset – Resets the Oil Service maintenance reminder value. Required after oil change to clear maintenance lights.



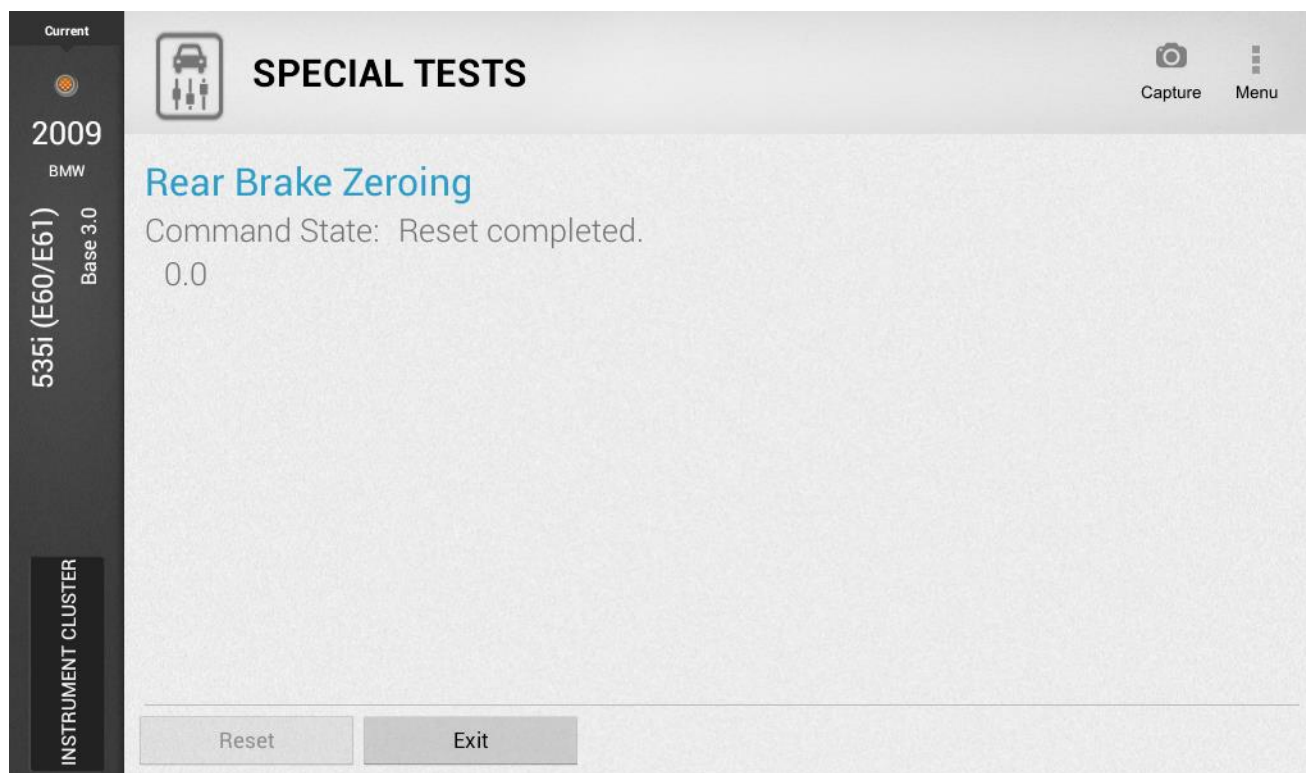
Inspection/Service Interval Reset – Resets the Vehicle Service Inspection reminder.



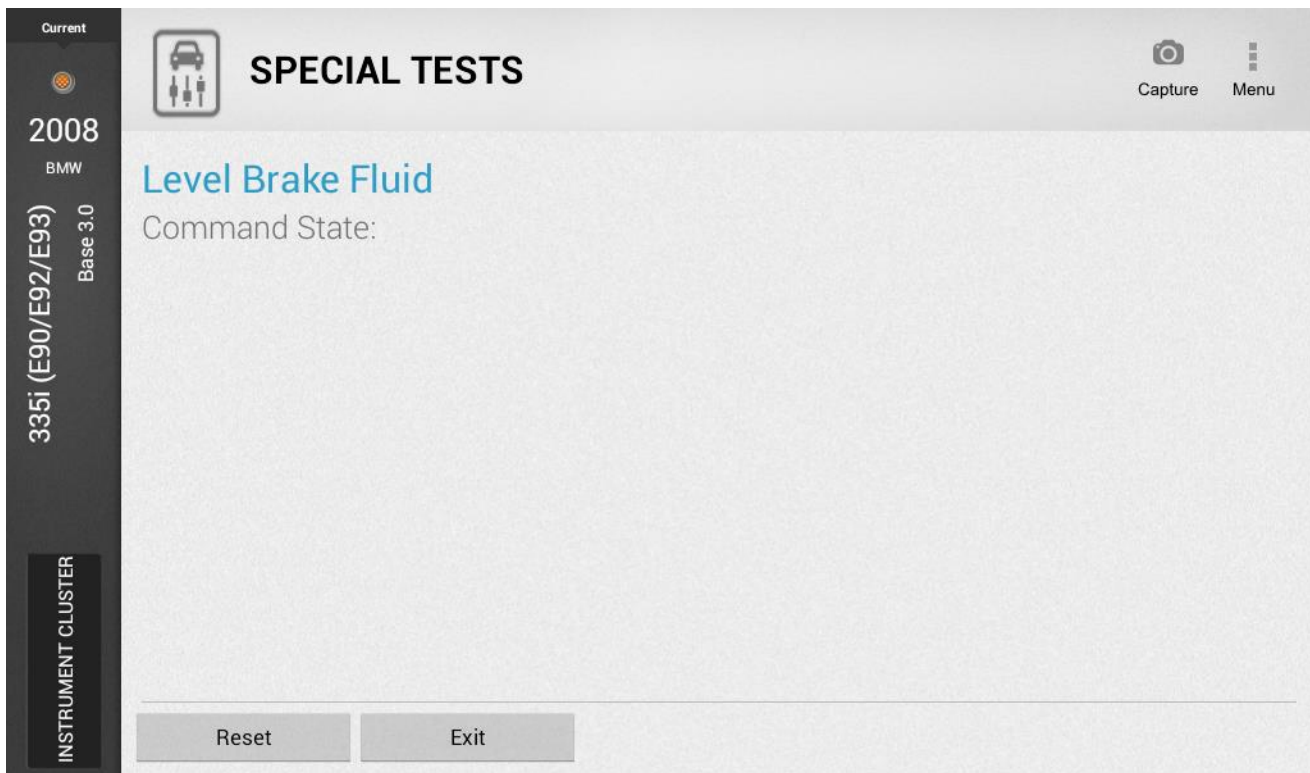
Particle Filter Replacement – Resets the Diesel Particulate Filter maintenance reminder.



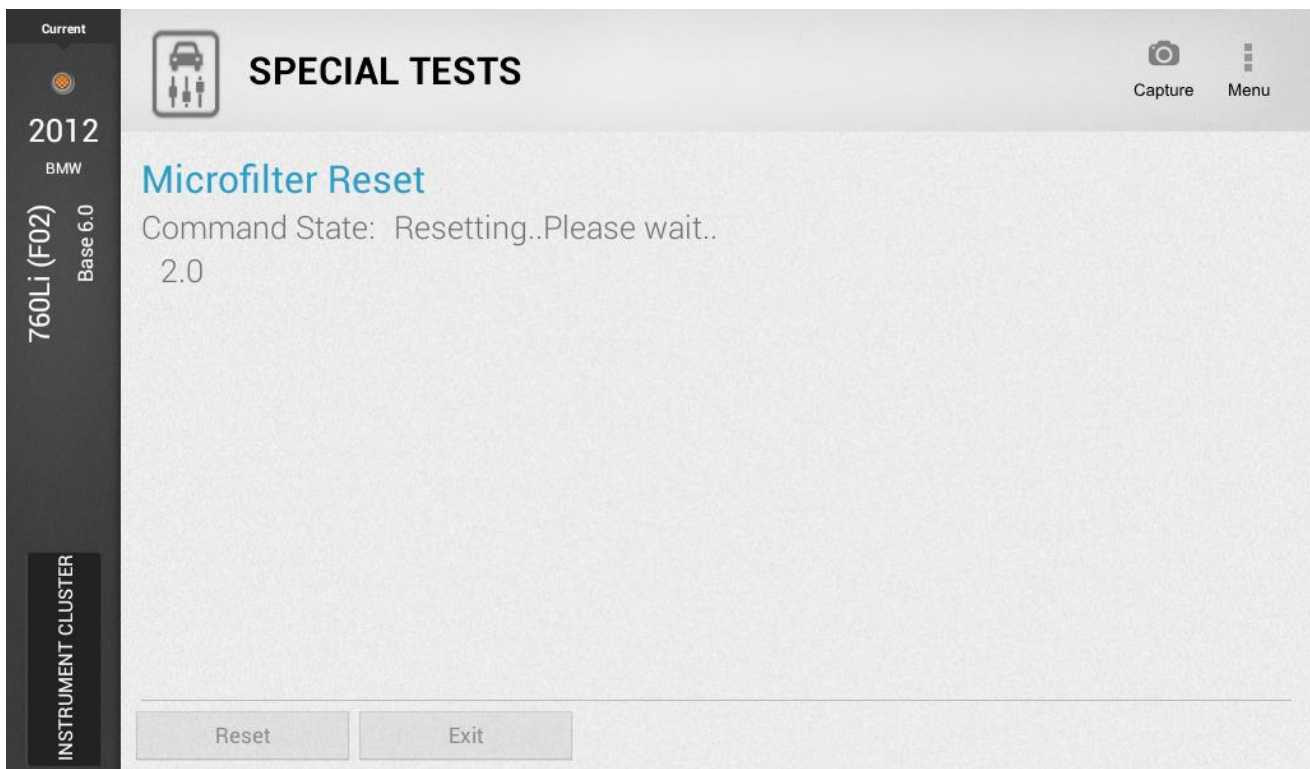
Rear Brake Zeroing – Resets the Rear Brake Pad wear maintenance counter to 100% (new)



Level Brake Fluid – Resets the Brake Fluid replacement reminder.




Microfilter Reset – Resets the Cabin Filter replacement Maintenance reminder.



Mitsubishi

EVAP Function Test – Enables an internal ECU test on vehicle that will check for EVAP related faults. DTC's may be set at conclusion of test if faults are present.

Current




2016

Mitsubishi


Lancer


SE 2.4

ENGINE



SPECIAL TESTS


Capture


Menu

EVAP Function Test

Evap Notes:

- Engine Running
- Throttle Closed
- Idle Under 1000


Press Continue to Begin

Continue

Abort

All Sensor Calibration – Ensures that all critical sensors are calibrated for proper braking and traction control operation after ABS/ASC major component replacement

Current




2016

Mitsubishi


Lancer


SE 2.4

ASC



SPECIAL TESTS


Capture


Menu

All Sensor Calibration

Notes:

This test will calibrate all sensors related to the following:

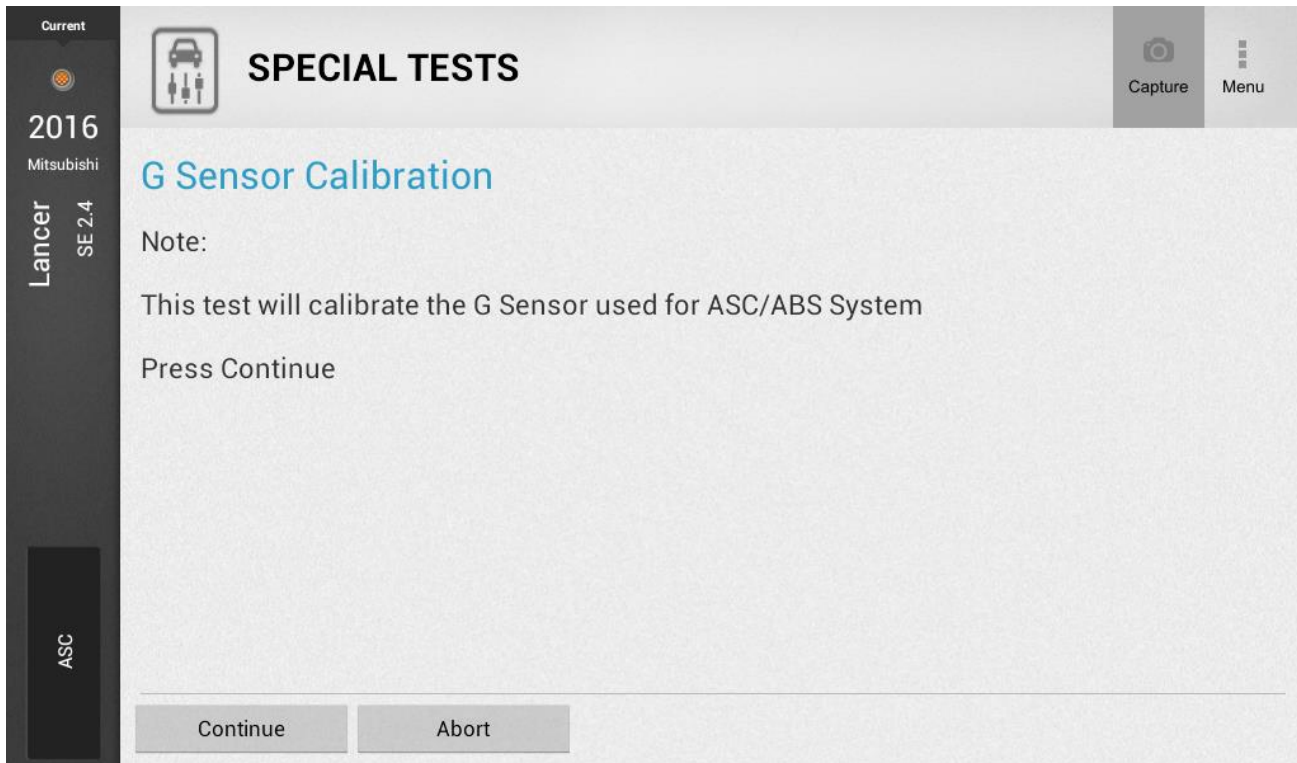
- G Sensor
- Lateral G Sensor
- SAS Sensor
- Master Cylinder Pressure Sensor

Press Continue

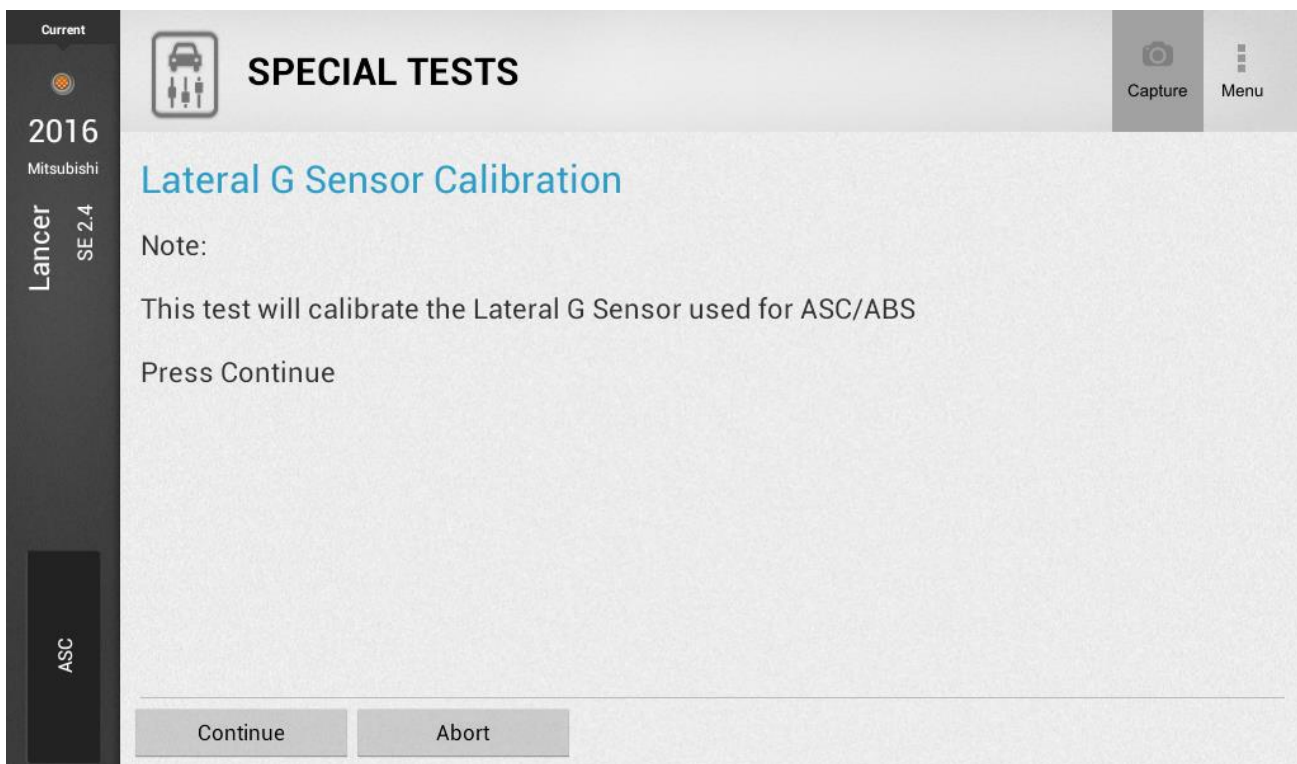
Continue

Abort

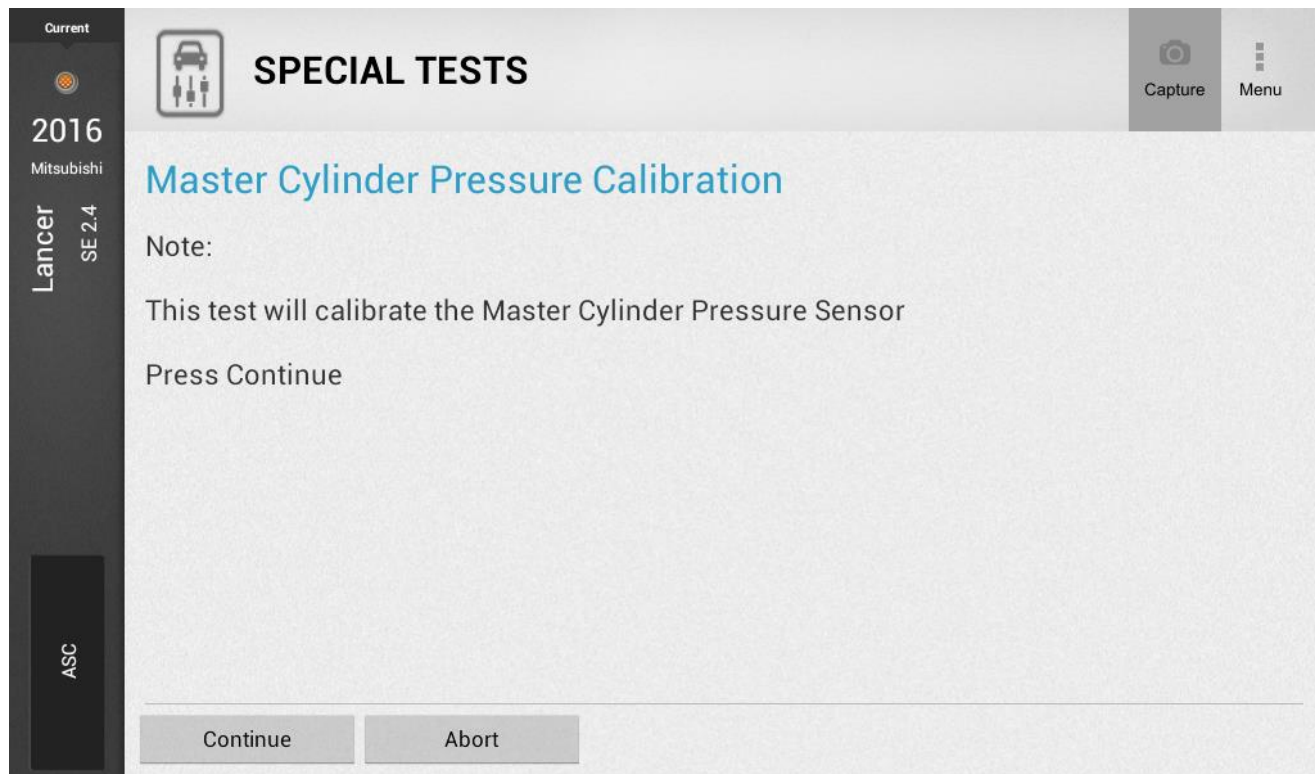
G Sensor Calibration – Calibrate sensor for proper traction control and ABS operation after G-Sensor replacement



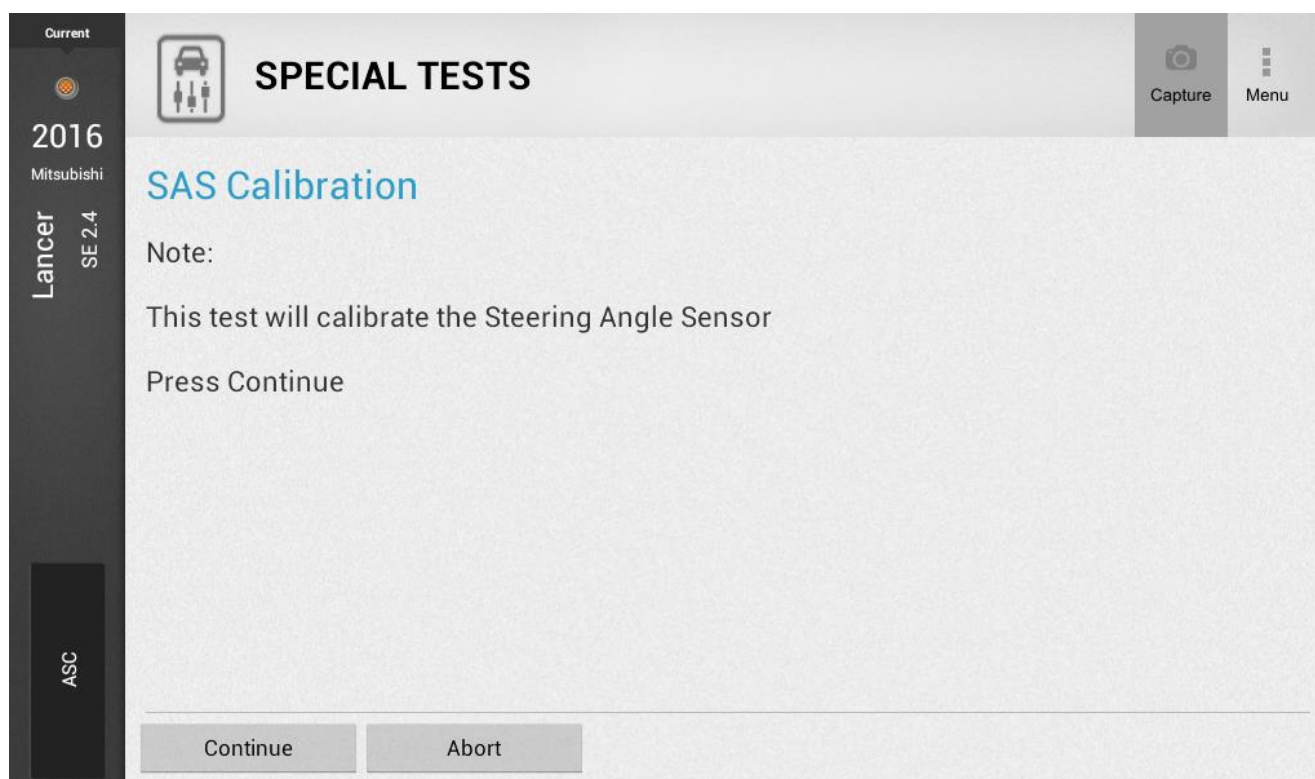
Lateral G Sensor Calibration – Calibrate sensor for proper traction control and ABS operation after Lateral G-Sensor replacement



Master Cylinder Pressure Calibration – Calibrate sensor for proper traction control and ABS operation after Master Cylinder Pressure Sensor replacement

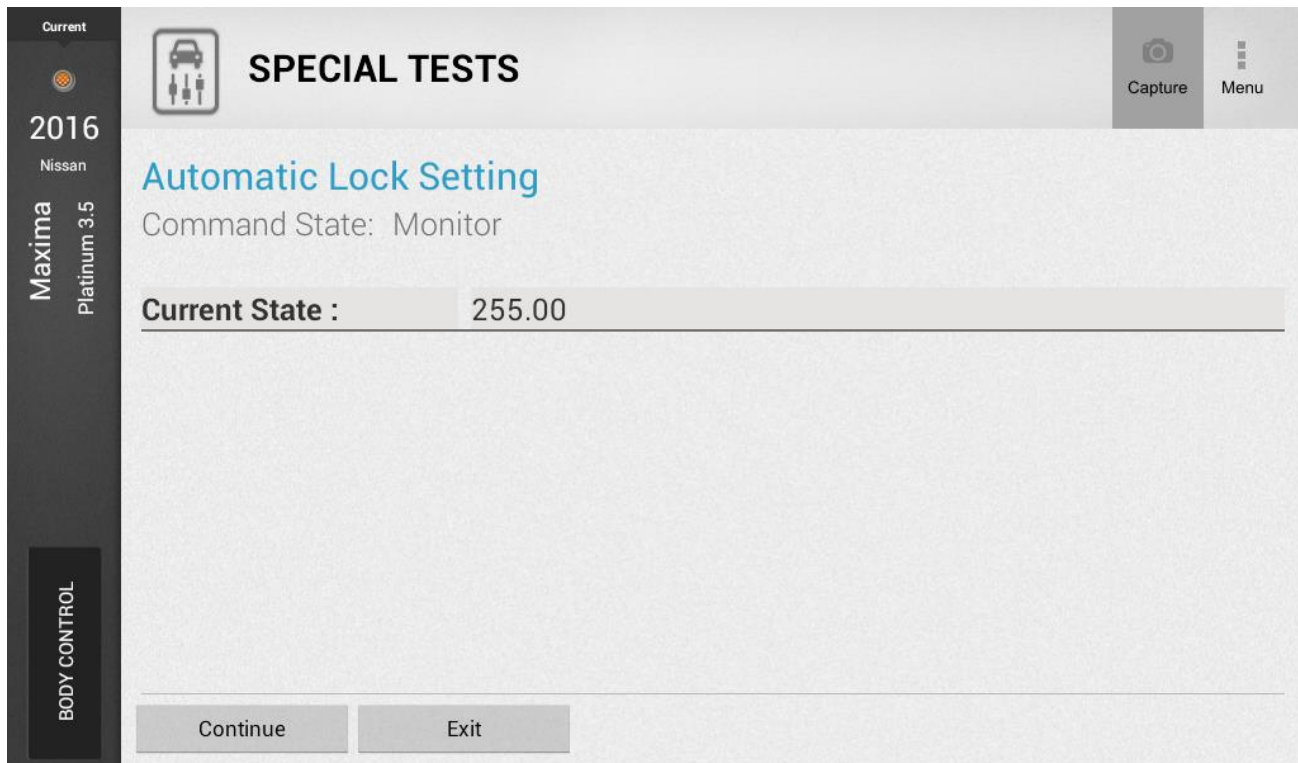


SAS Calibration – Calibrate sensor for proper traction control and ABS operation after Steering Angle Sensor replacement or major alignment changes.

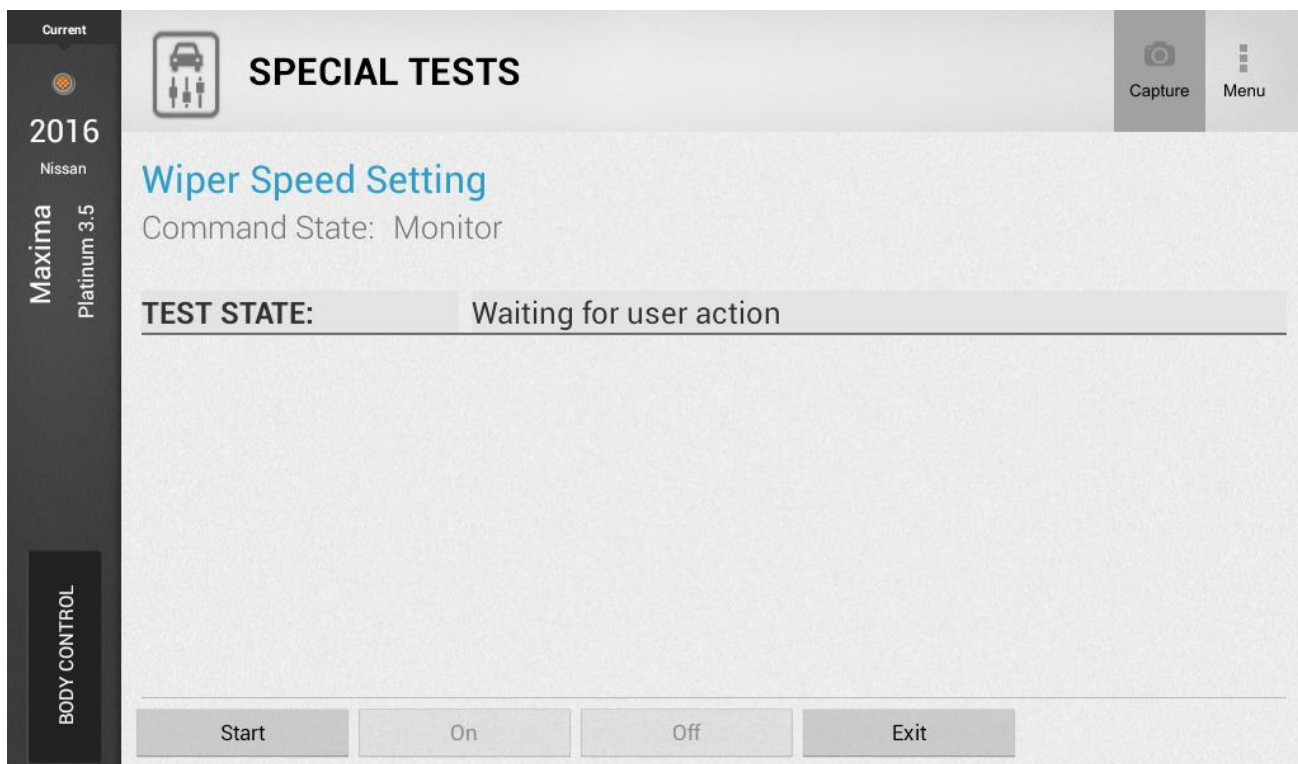


Nissan

Automatic Lock Setting – Changes how long the vehicle will sit unlocked without the I-key in range of the vehicle. This is extremely useful as an added security measure.



Wiper Speed Setting – Adjust the wiper speed setting to faster or slower which will then be used when the wiper is switched on.



Accessory Battery Saver Set – Changes the amount of time the vehicle takes until all allotted controllers power down to save wear and tear on the battery.

The screenshot shows a diagnostic interface with a dark sidebar on the left containing the text 'Current', '2016', 'Nissan', 'Maxima', 'Platinum 3.5', and 'BODY CONTROL'. The main area has a header 'SPECIAL TESTS' with a car icon and a 'Capture' button. Below the header, the title 'Accessory Battery Saver Set' is displayed in blue. A list of options is shown: 'Please Select:', 'Without', '30 min', '10 min', and '5 min'. A 'Menu' button is visible in the top right corner.

Option
Please Select:
Without
30 min
10 min
5 min

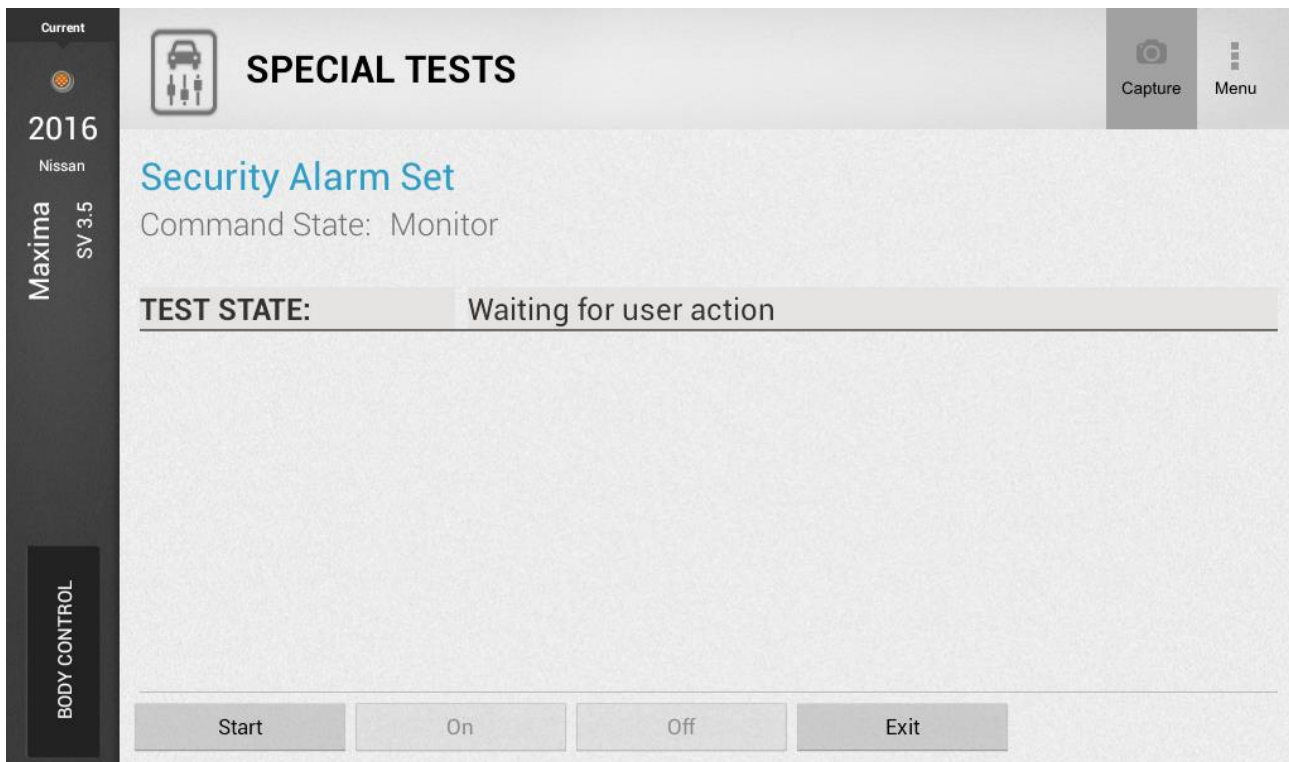
Auto Unlock – Used to turn on/off the automatic unlock function. This can be turned “on” to allow the vehicle to unlock as soon as the I-key is within range of the vehicle.

The screenshot shows a diagnostic interface with a dark sidebar on the left containing the text 'Current', '2016', 'Nissan', 'Maxima', 'SV 3.5', and 'BODY CONTROL'. The main area has a header 'SPECIAL TESTS' with a car icon and a 'Capture' button. Below the header, the title 'Auto Unlock' is displayed in blue, followed by 'Command State: Monitor'. A 'TEST STATE:' label is followed by a box containing the text 'Waiting for user action'. At the bottom, there are four buttons: 'Start', 'Mode 1', 'Mode 2', and 'Exit'. A 'Menu' button is visible in the top right corner.

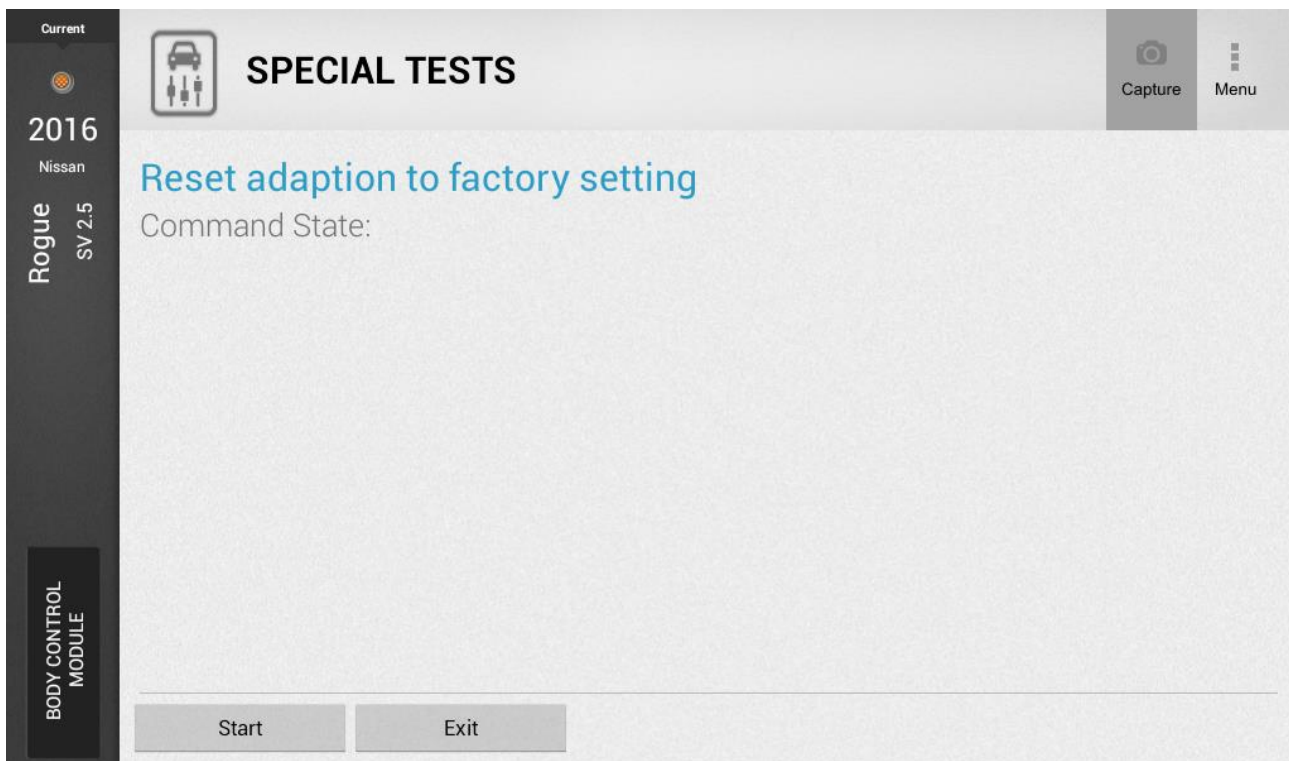
TEST STATE:
Waiting for user action

Start Mode 1 Mode 2 Exit

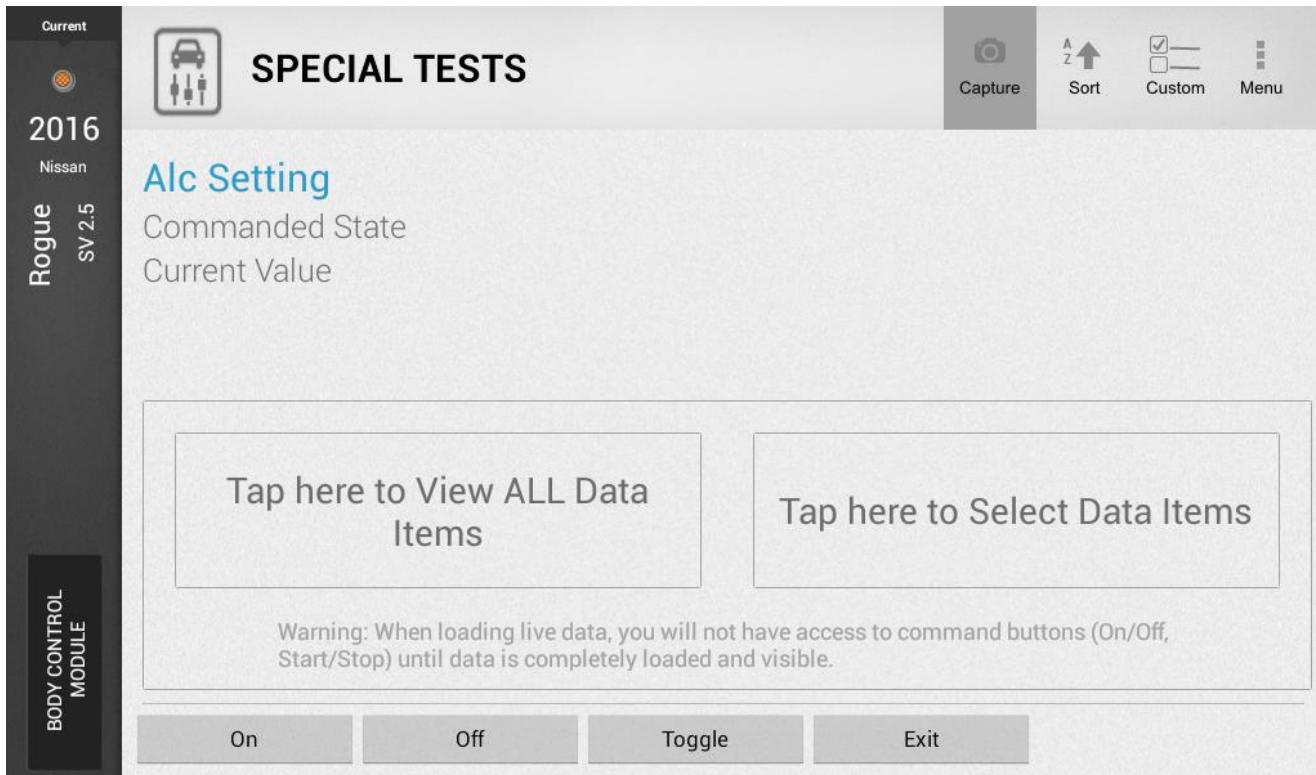
Security Alarm Set – Used to verify if the security system is operational or not



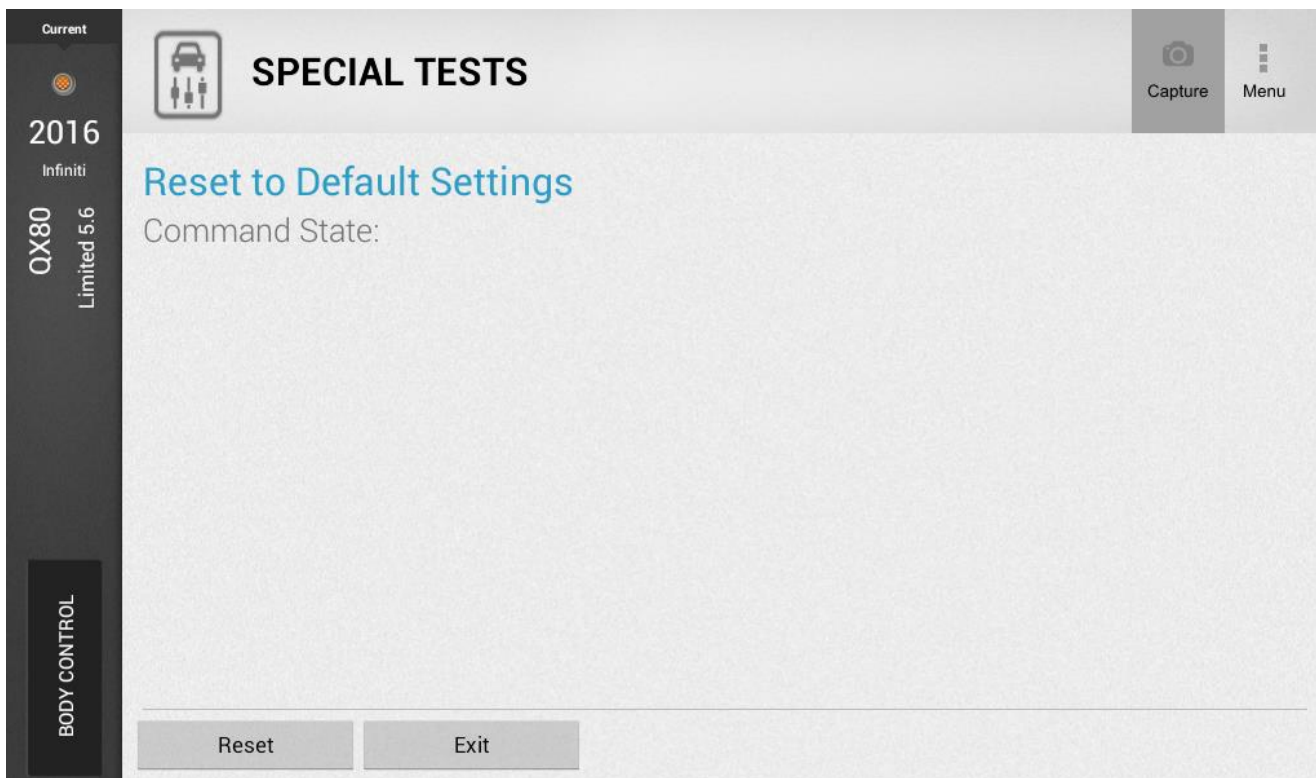
Reset Adaption to Factory Setting – Clears all learned values in the selected module/controller to factory defaults



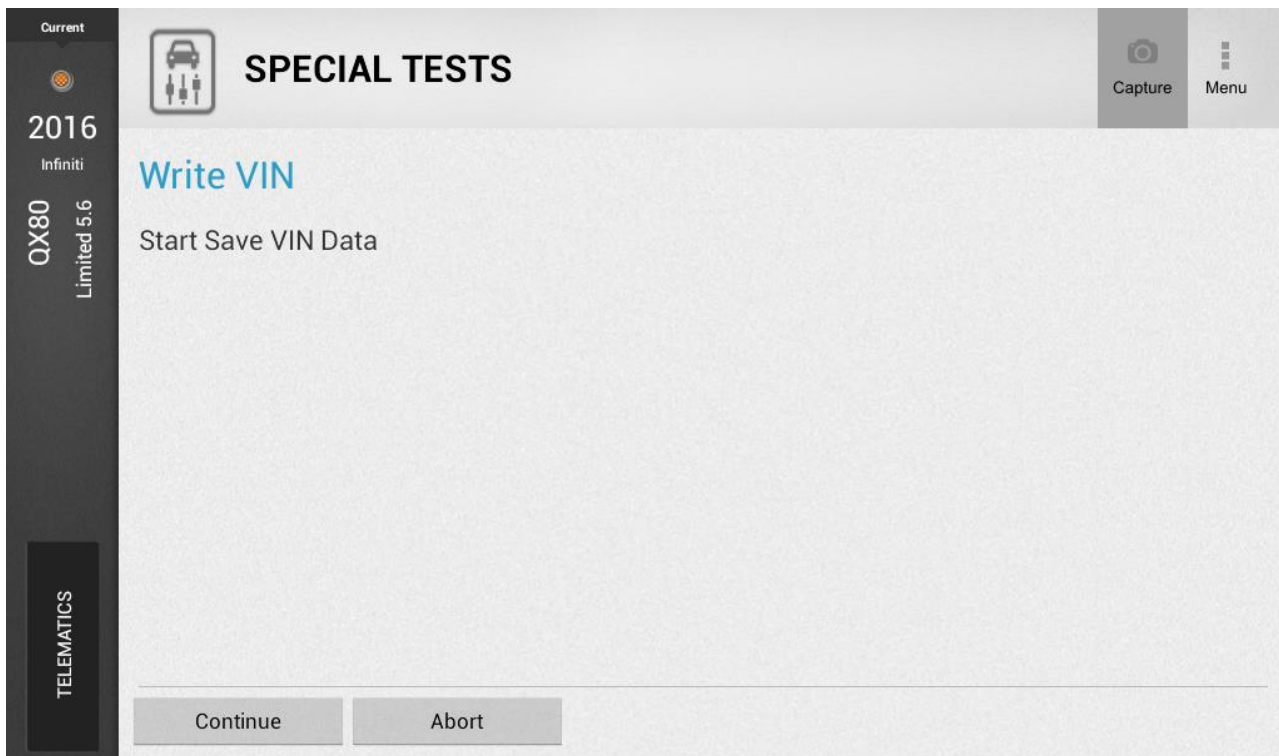
ALC Setting – Used to fine tune the Automatic level Control. ALC adjusts stereo volume to drown out ambient noise.



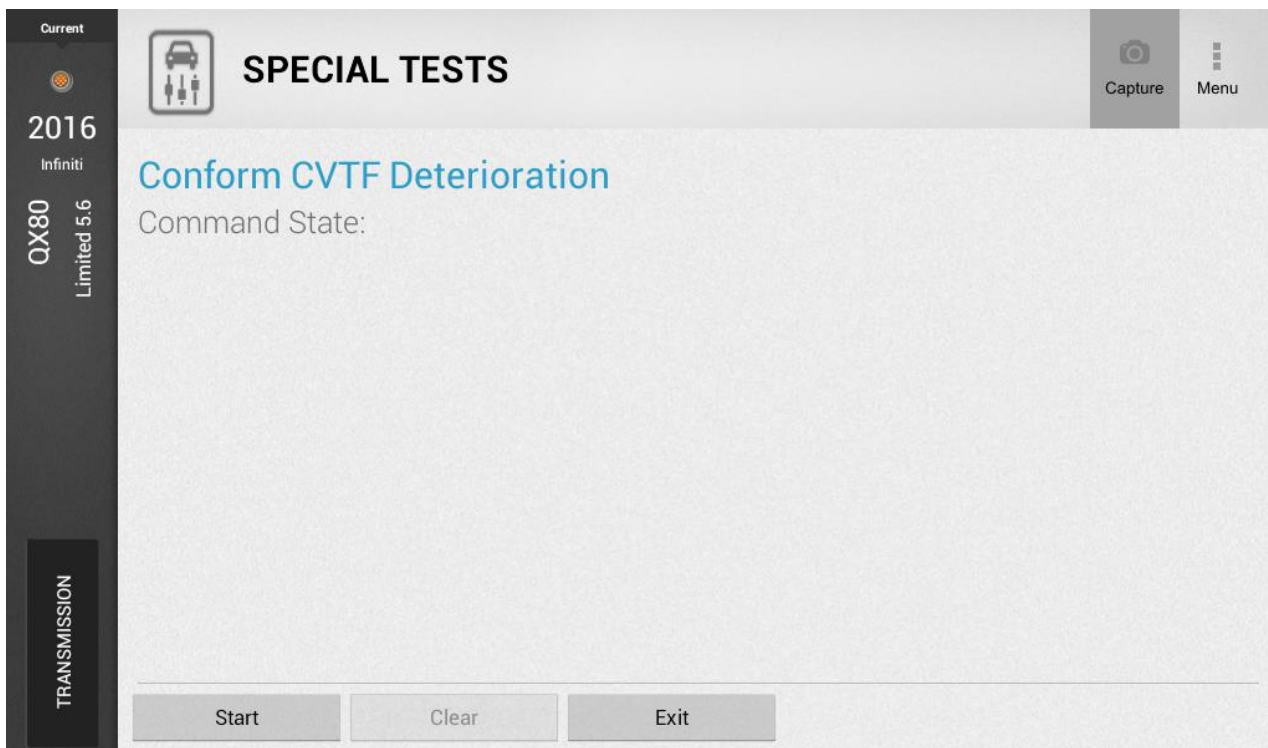
Reset to Default Settings – Clears all learned values in the selected module/controller to factory defaults



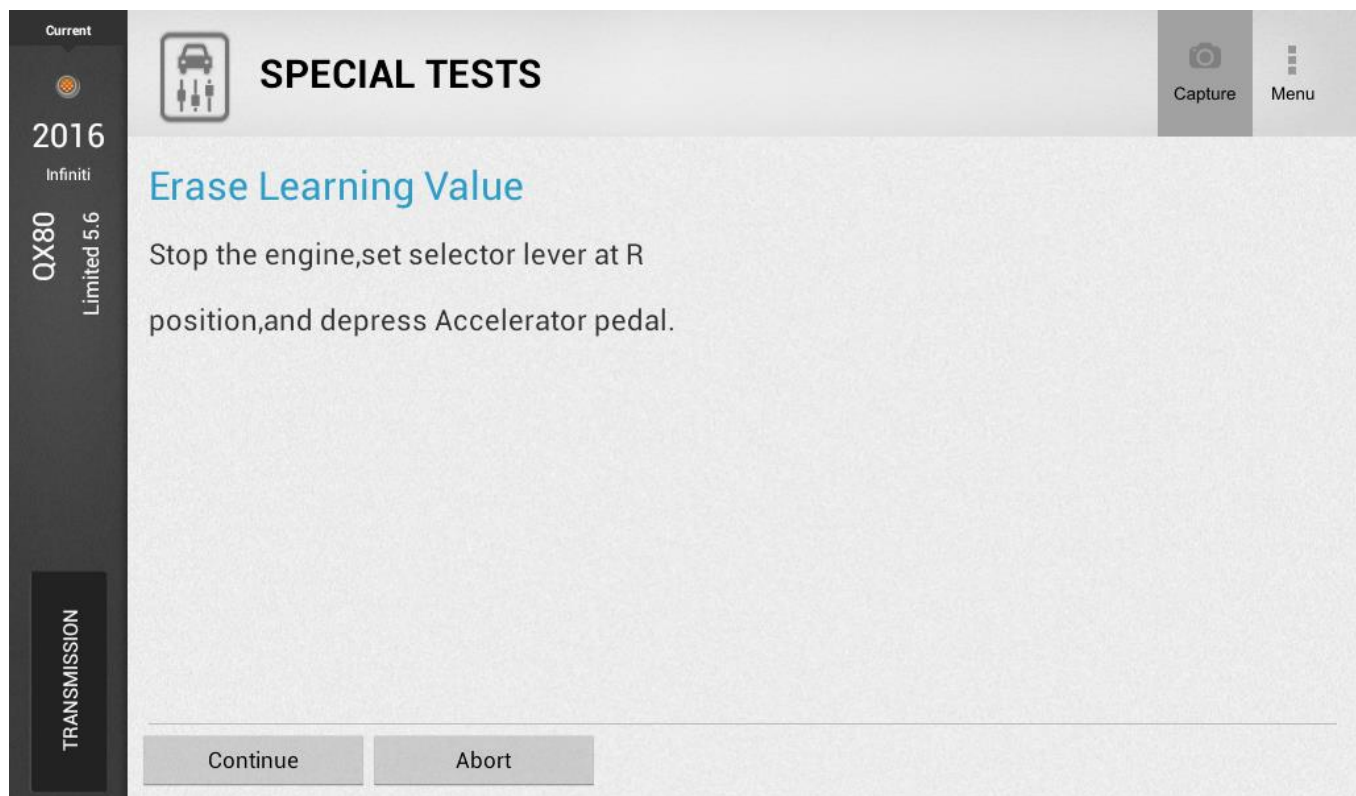
Write VIN – Used when the PCM has been replaced and the VIN has to be written to the new PCM.



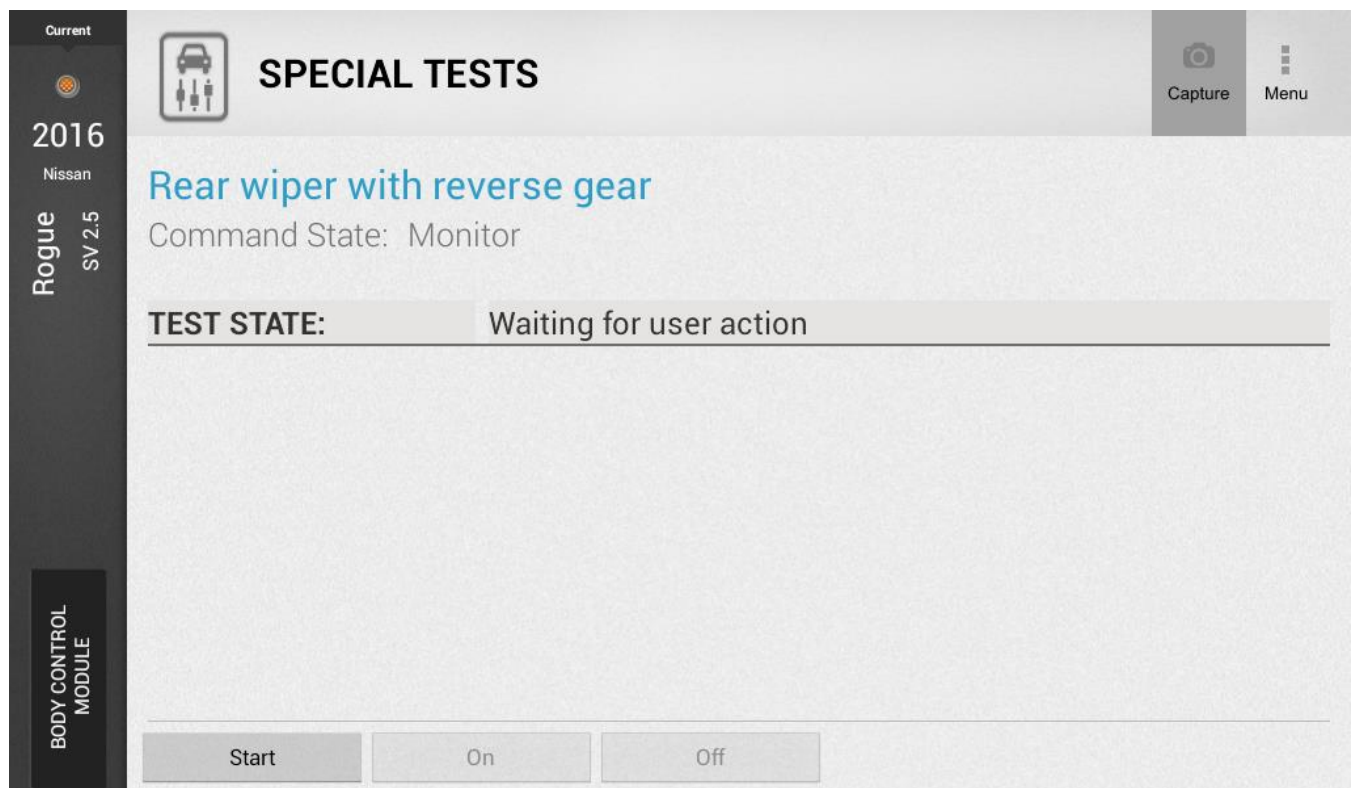
Conform CVTF Deterioration – Used when the Continuously Variable Transmission (CVT) fluid has been changed. The test clears out old data and resets



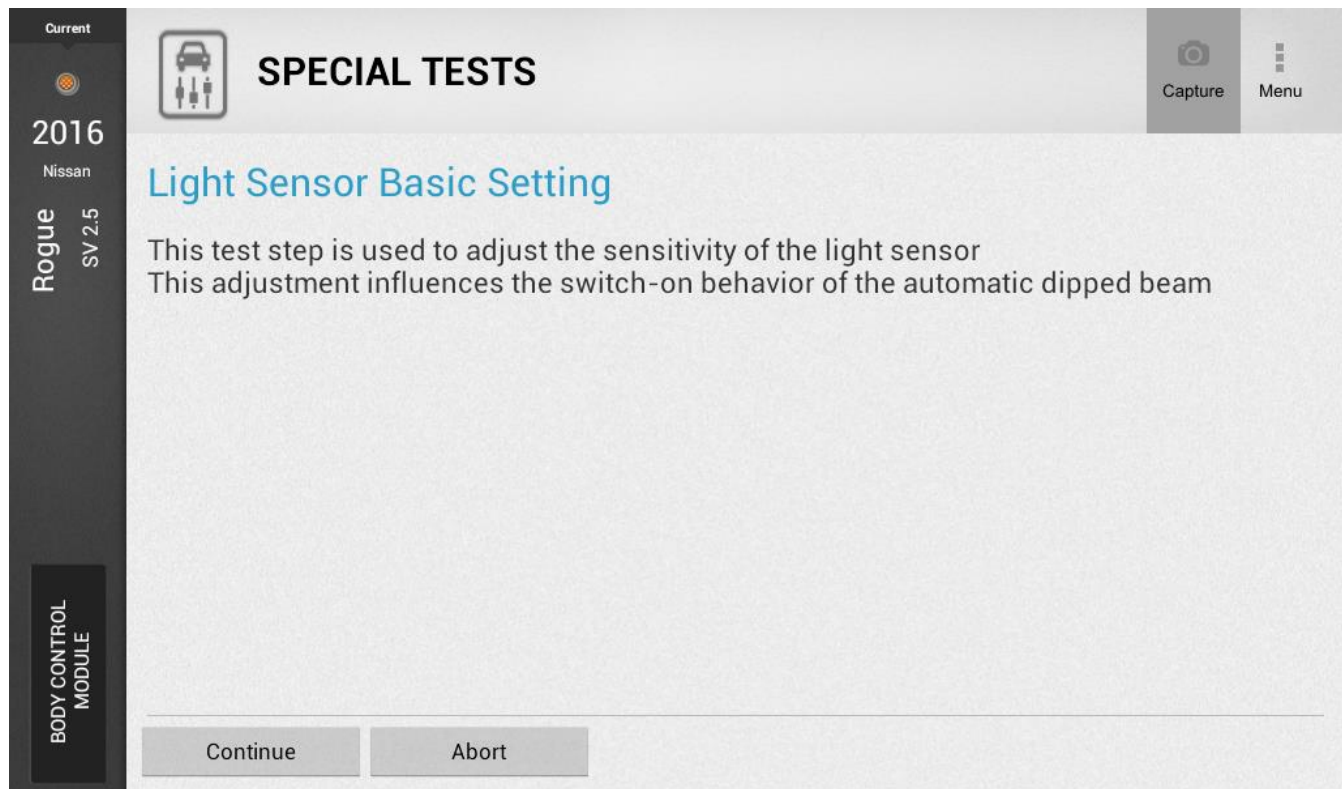
Erase Learning Value – Erases the learned value of a specific actuator (i.e.: throttle actuator)



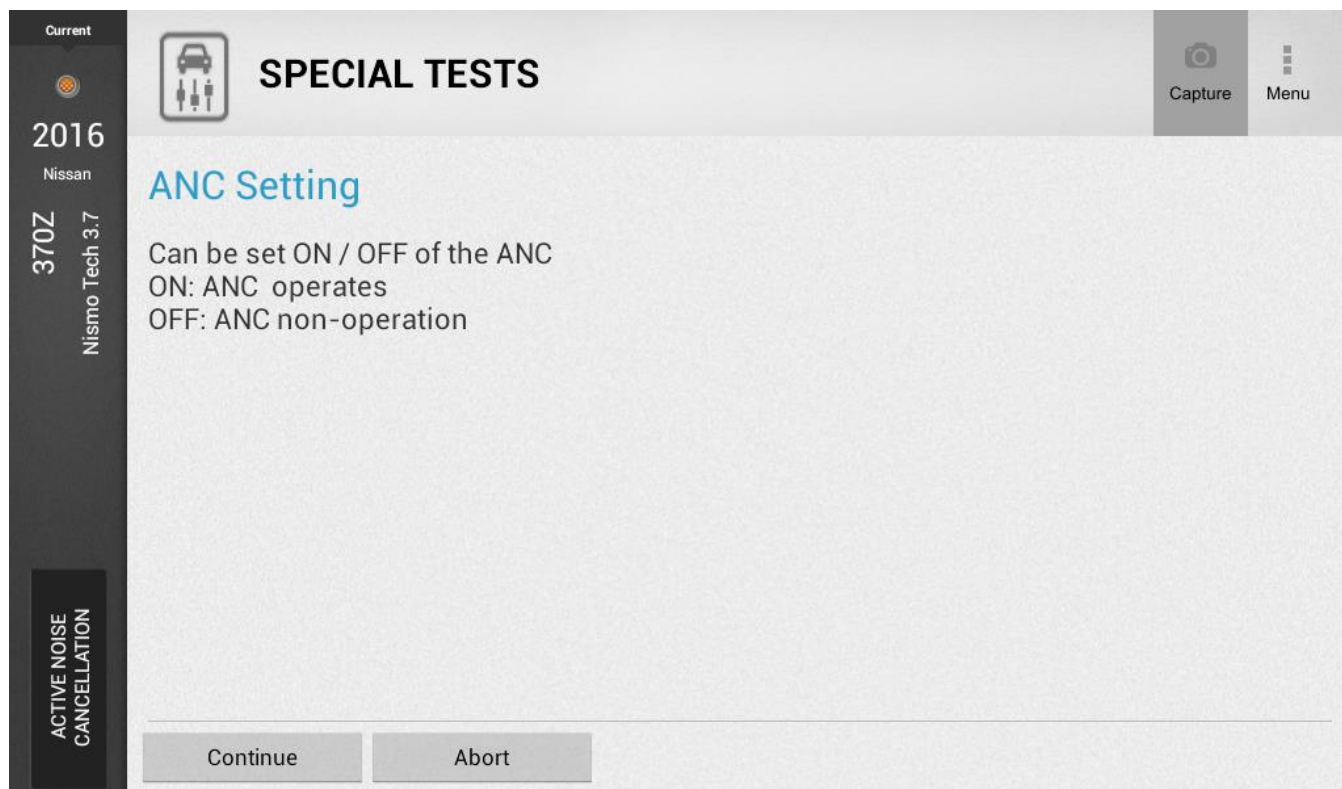
Rear wiper with reverse gear – Used to turn on or off the rear wiper when the vehicle is put in reverse gear.



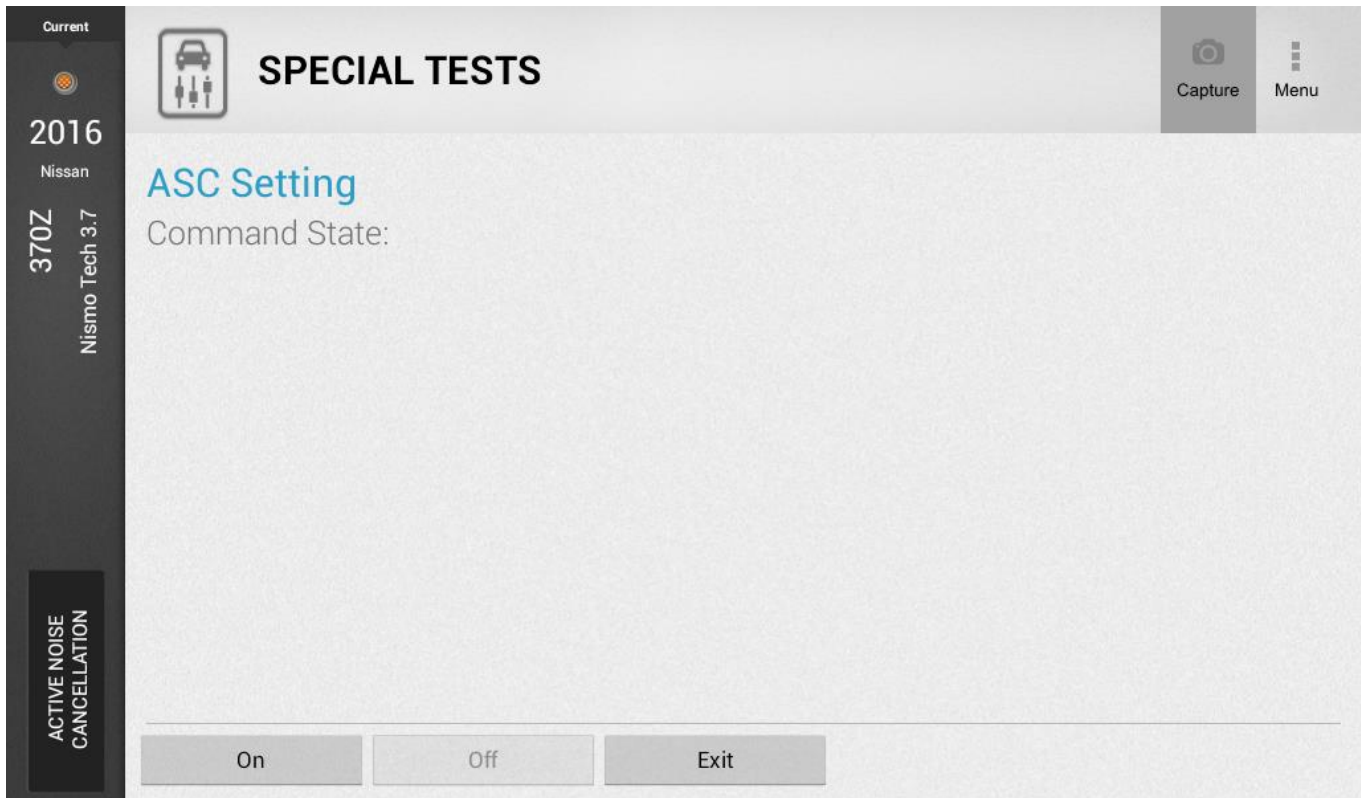
Light Sensor Basic Setting – Used to set the sensitivity of the automatic light sensor which controls when the lights should be switched on/off



ANC Setting – Used to turn the Active Noise Cancellation (ANC) monitors on or off. ANC measures engine sounds and then uses the stereo speakers to produce an opposing signal to cancel unwanted noise.

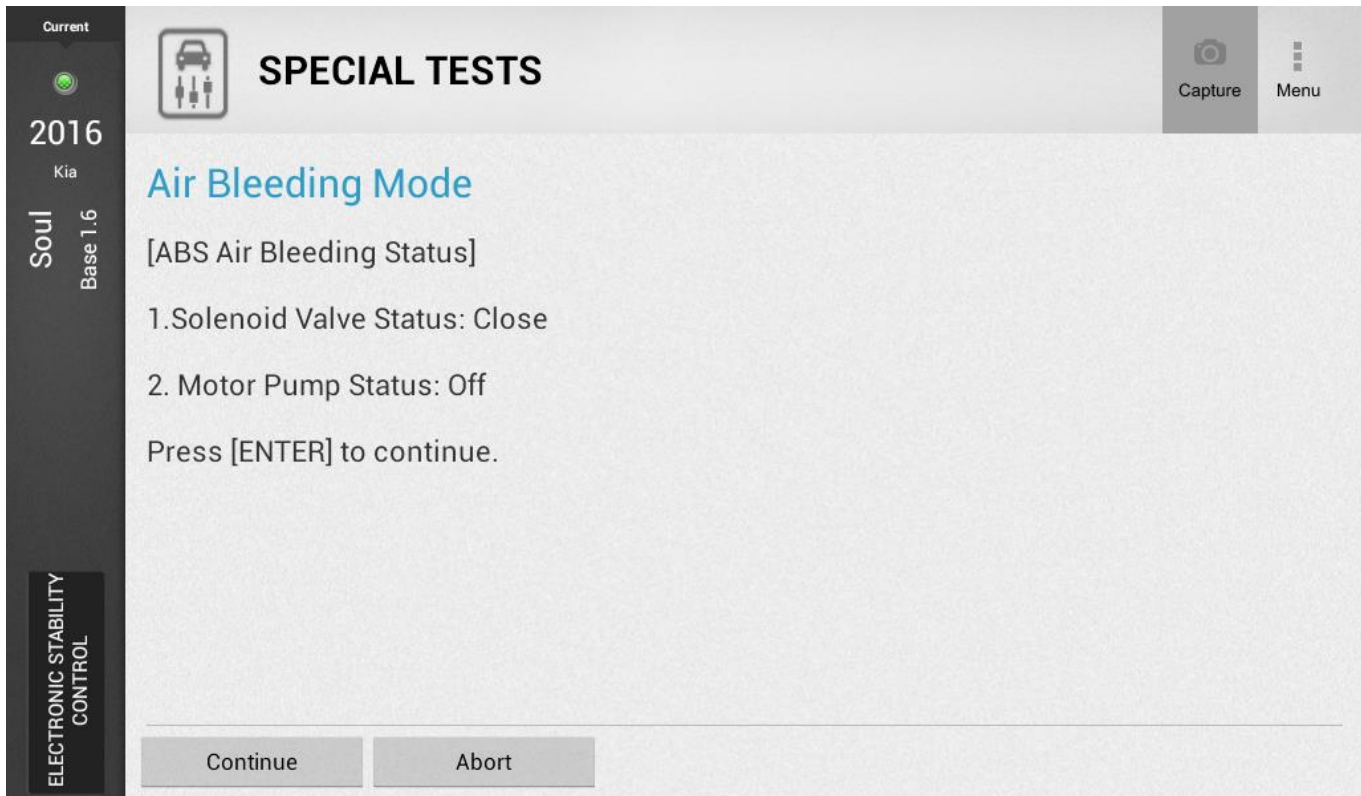


ASC Setting – Used to turn the Adaptive Shift Control (ASC) on or off. ASC provides smooth shifts between gears.

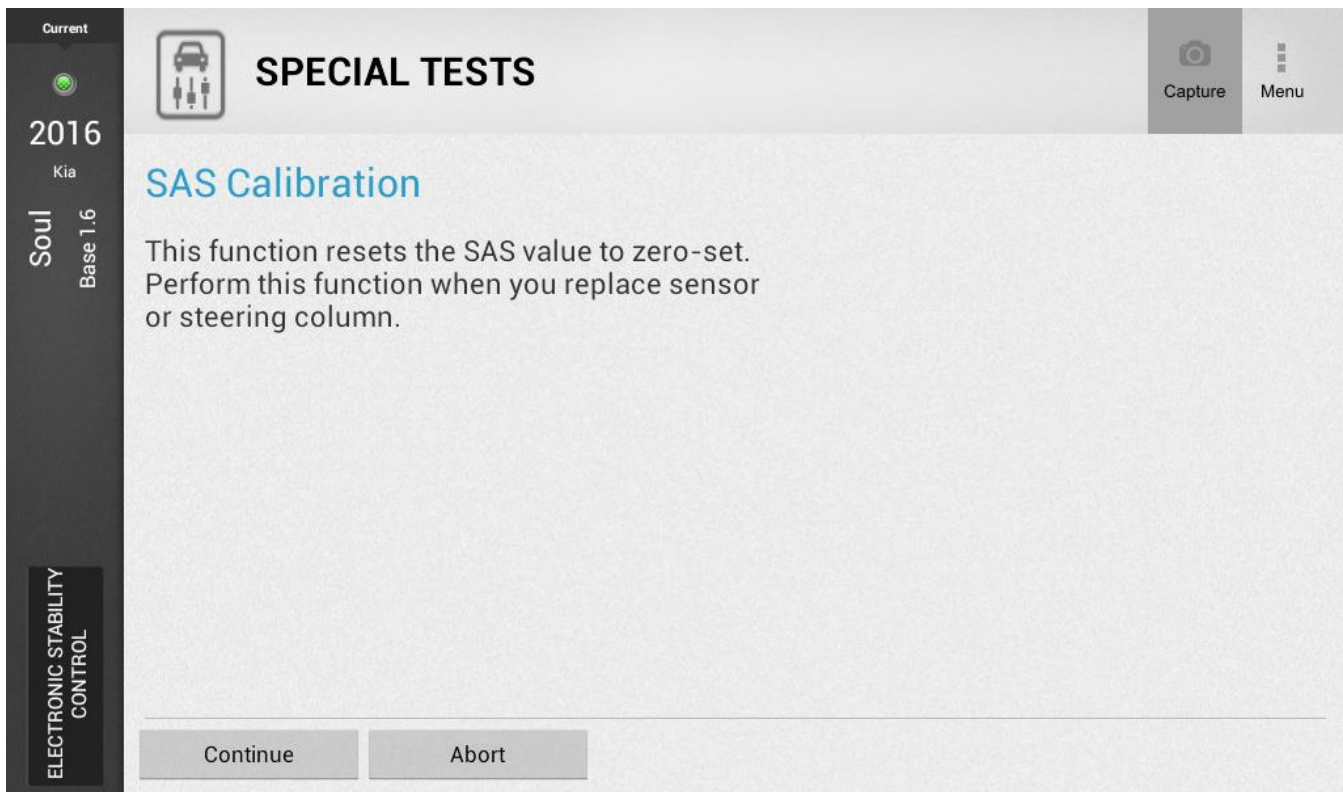


Hyundai/Kia

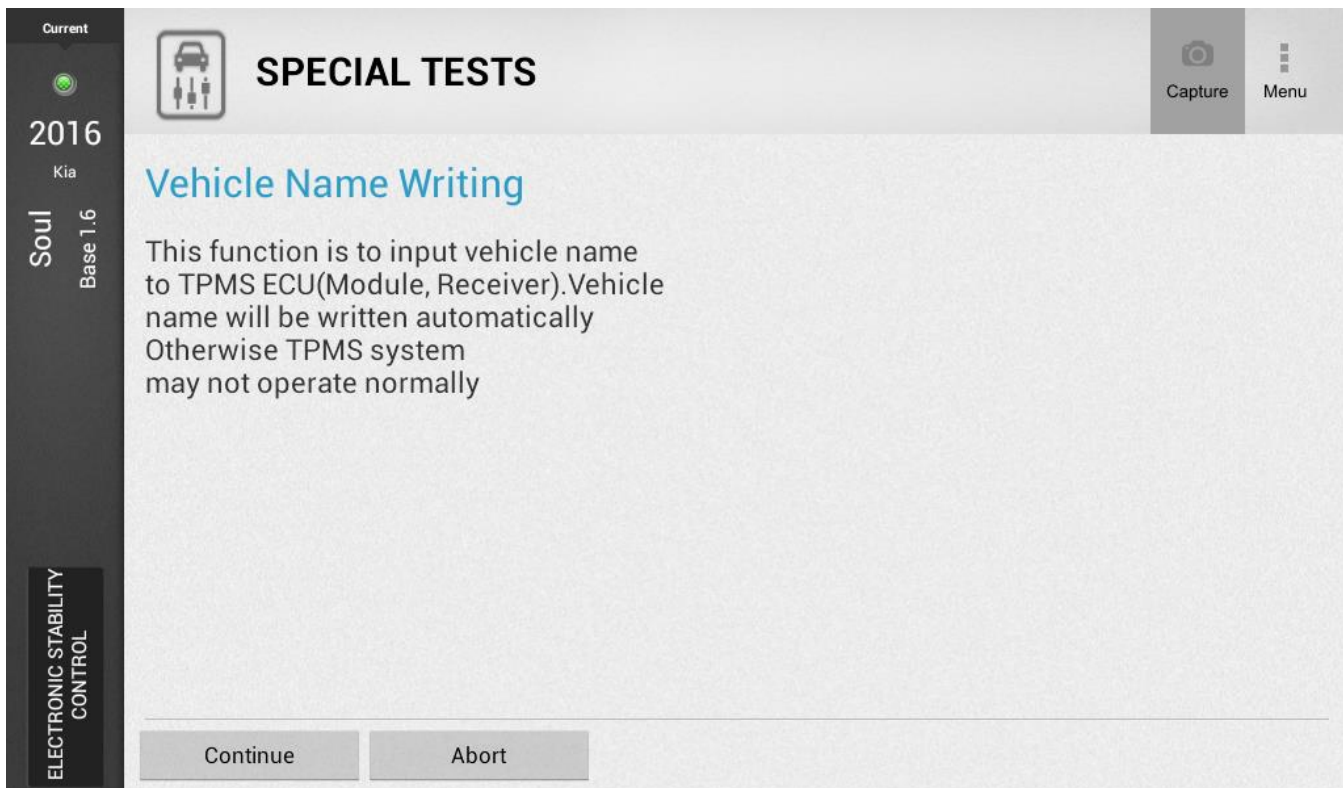
Air Bleeding Mode – Bleed the air from the ABS Hydraulic Control Unit (HCU). Used when repairs are made to the HCU, the HCU is replaced, or air is introduced into the HCU hydraulic circuit for any reason



SAS Calibration – Recalibrate the center position of the steering wheel after repairs, or wheel alignments

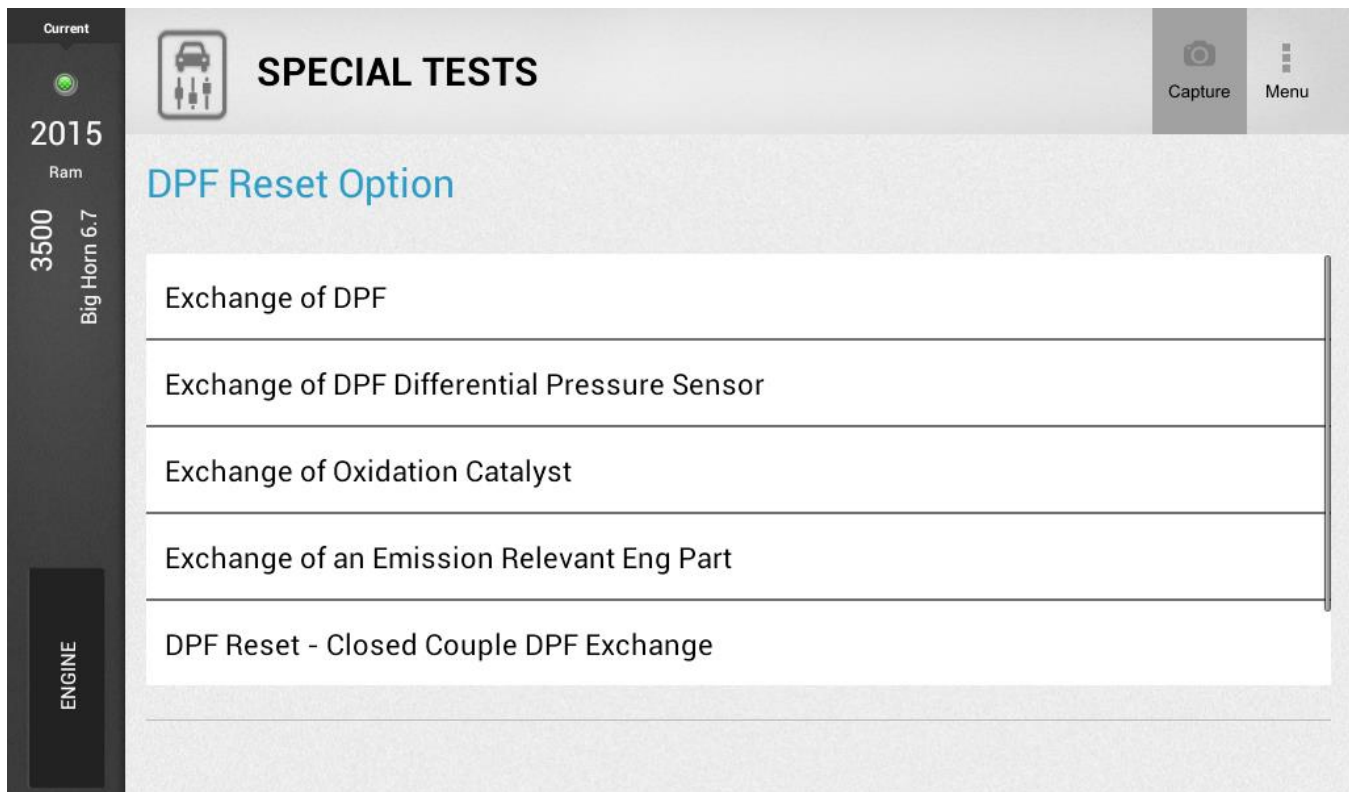


VIN Write – Write the VIN (or vehicle Name) to the TPMS system. Used when the TPMS ECU is replaced

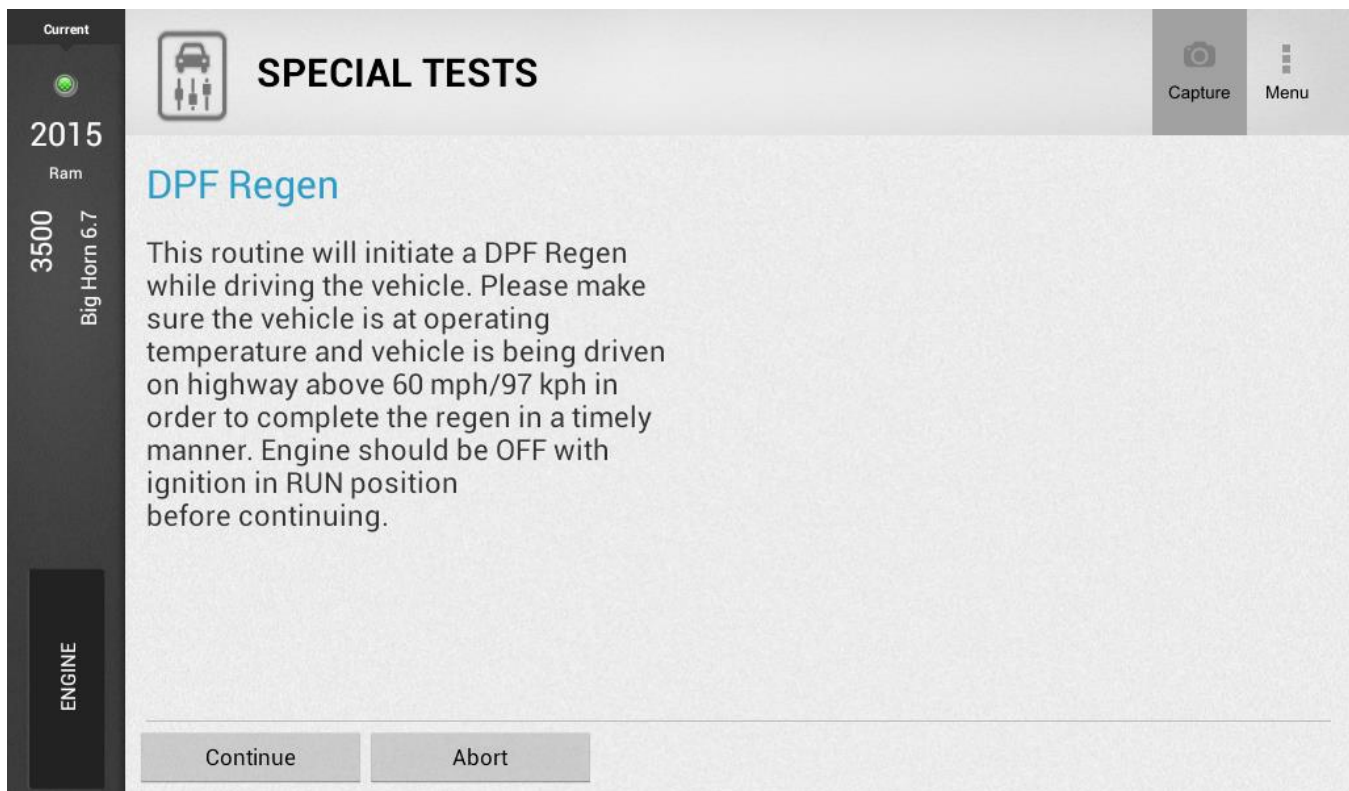


Chrysler

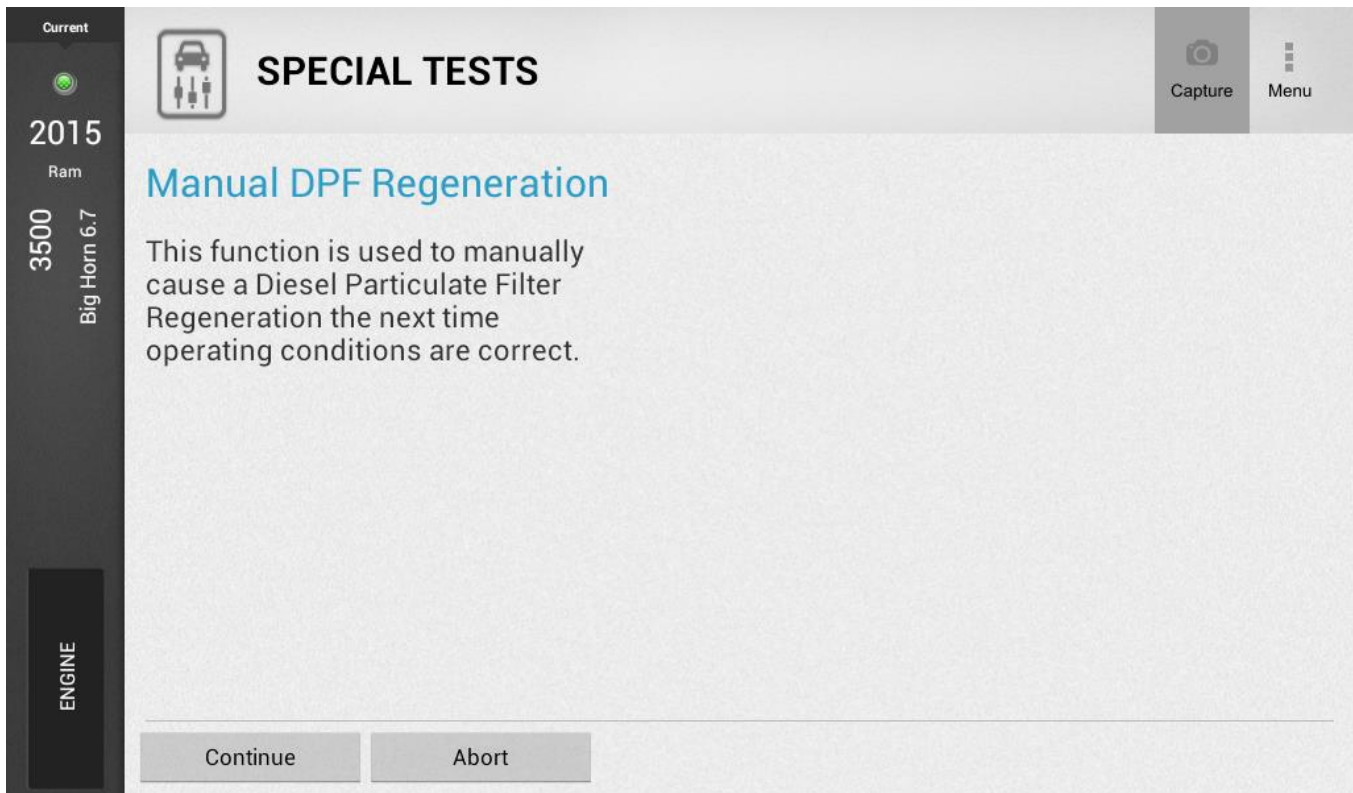
DPF Reset Option – Allows user to reset Regeneration state after a portion of the system has been replaced



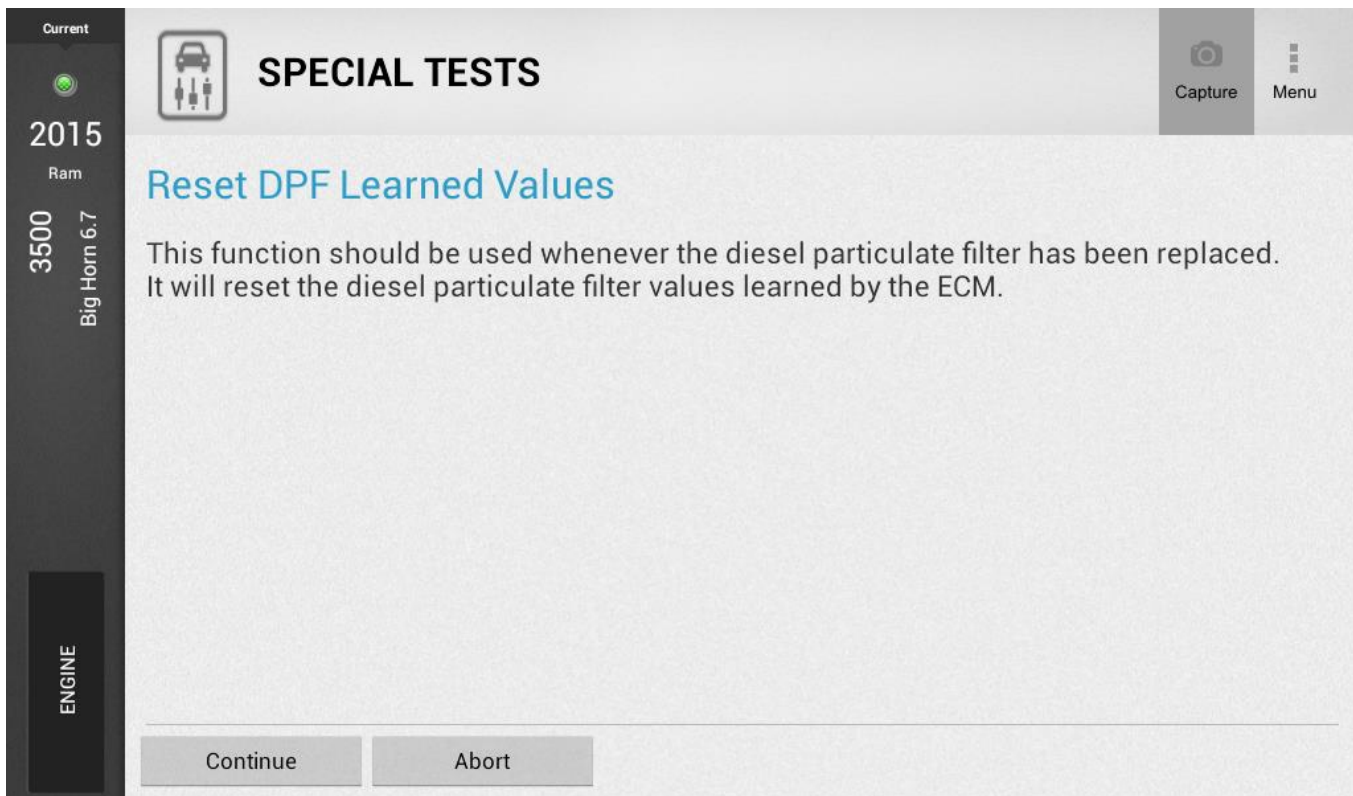
DPF Regen – Forces the Regeneration process to run during the next drive cycle. The tool monitors the test status and indicates to the user when the test is complete



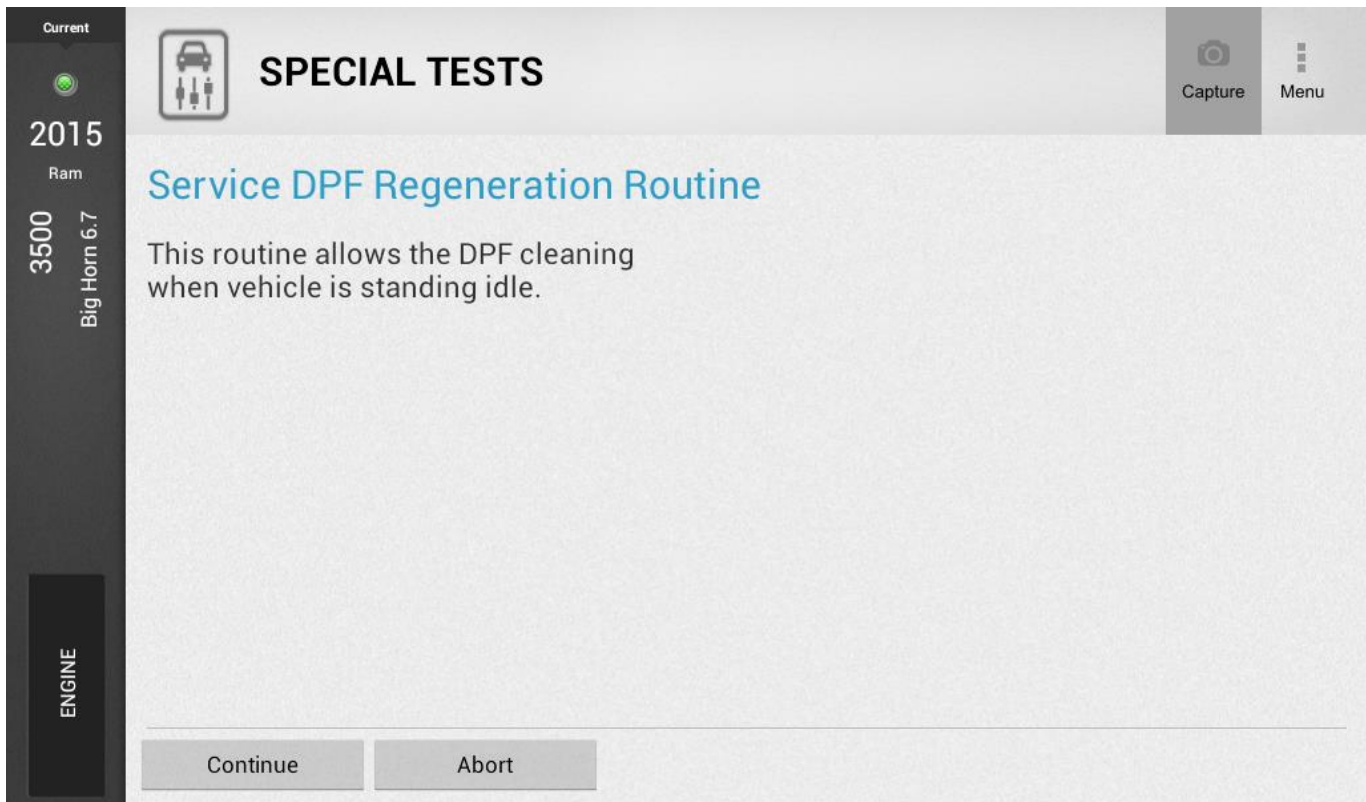
Manual DPF Regeneration – Forces the Regeneration process to run when conditions are correct



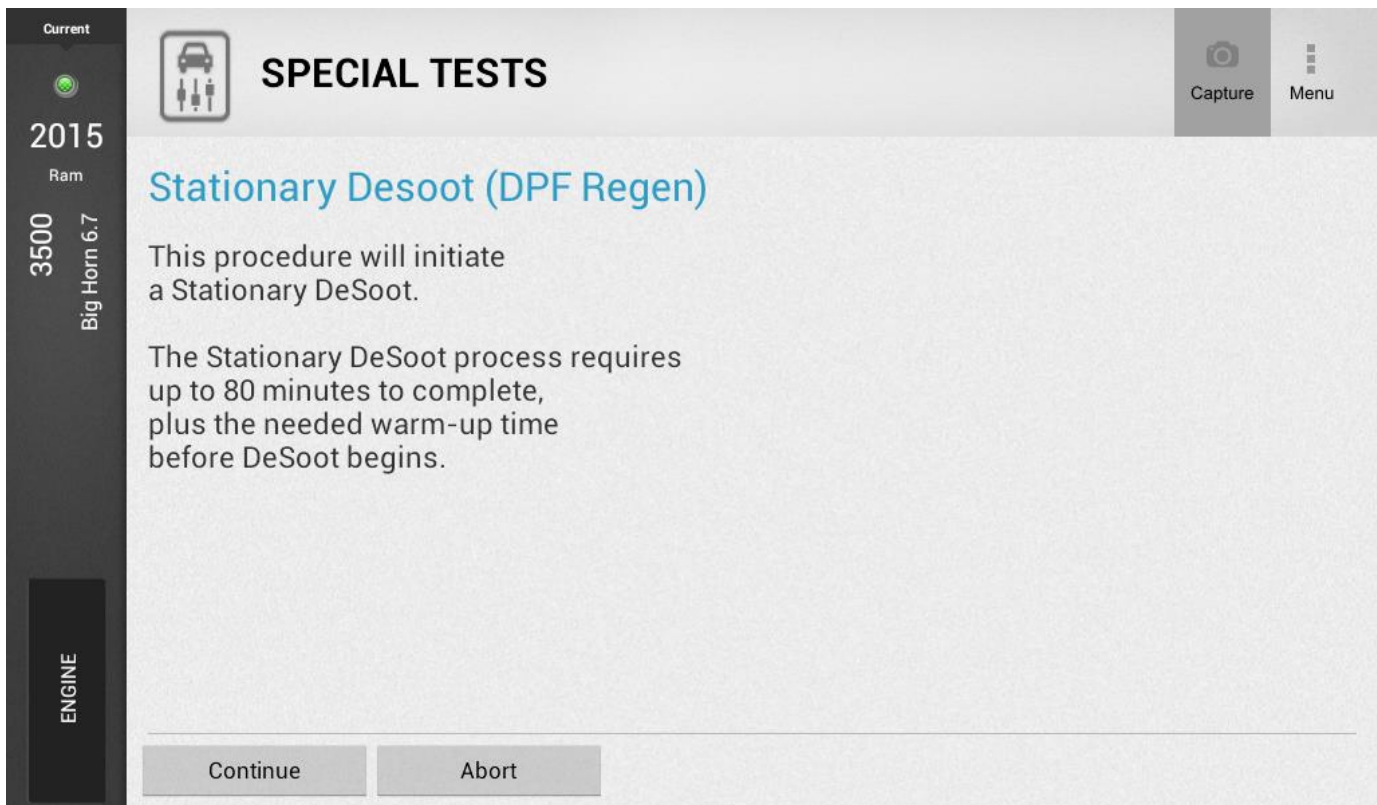
Manual DPF Regeneration – Allows user to reset the learned values after filter is replaced



Service DPF Regeneration Routine – Allows DPF Regeneration while the vehicle is stationary

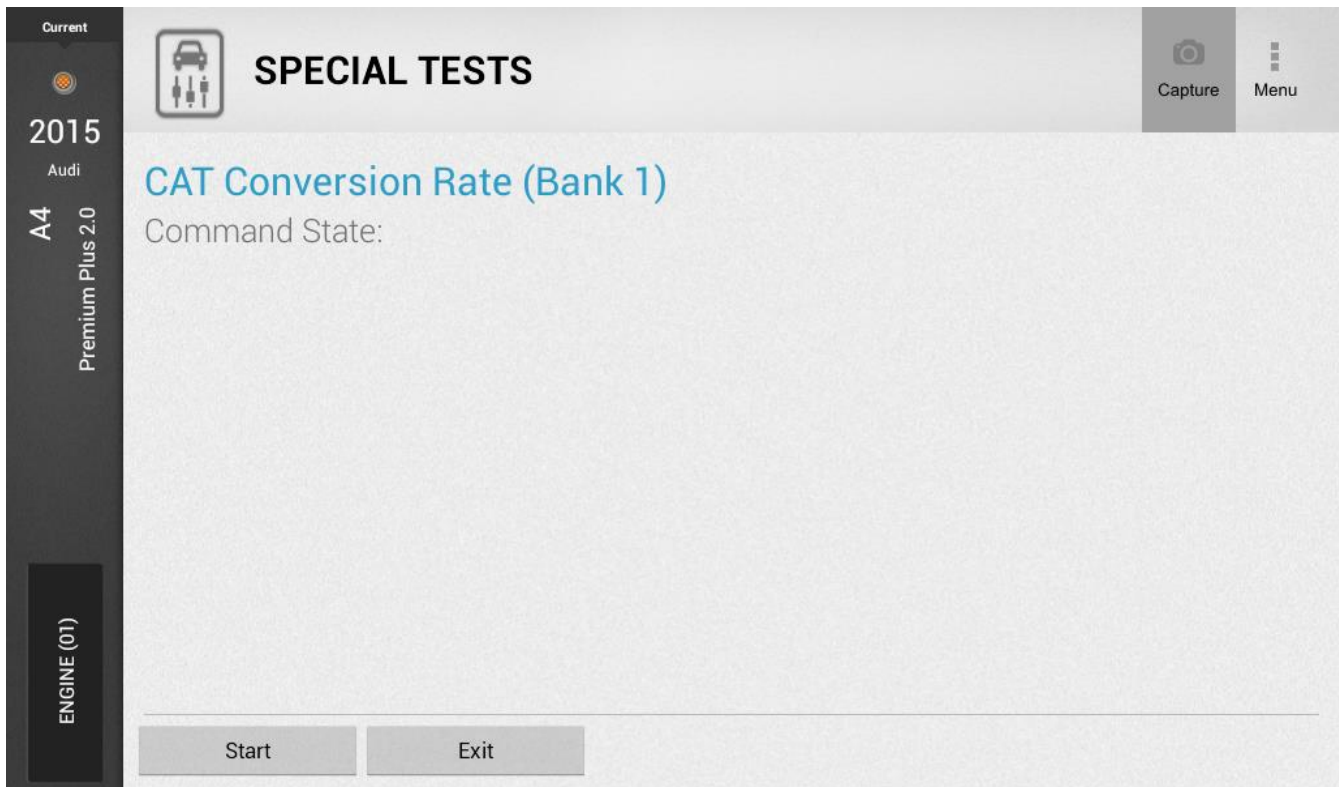


Stationary Desoot – Starts the Desoot process

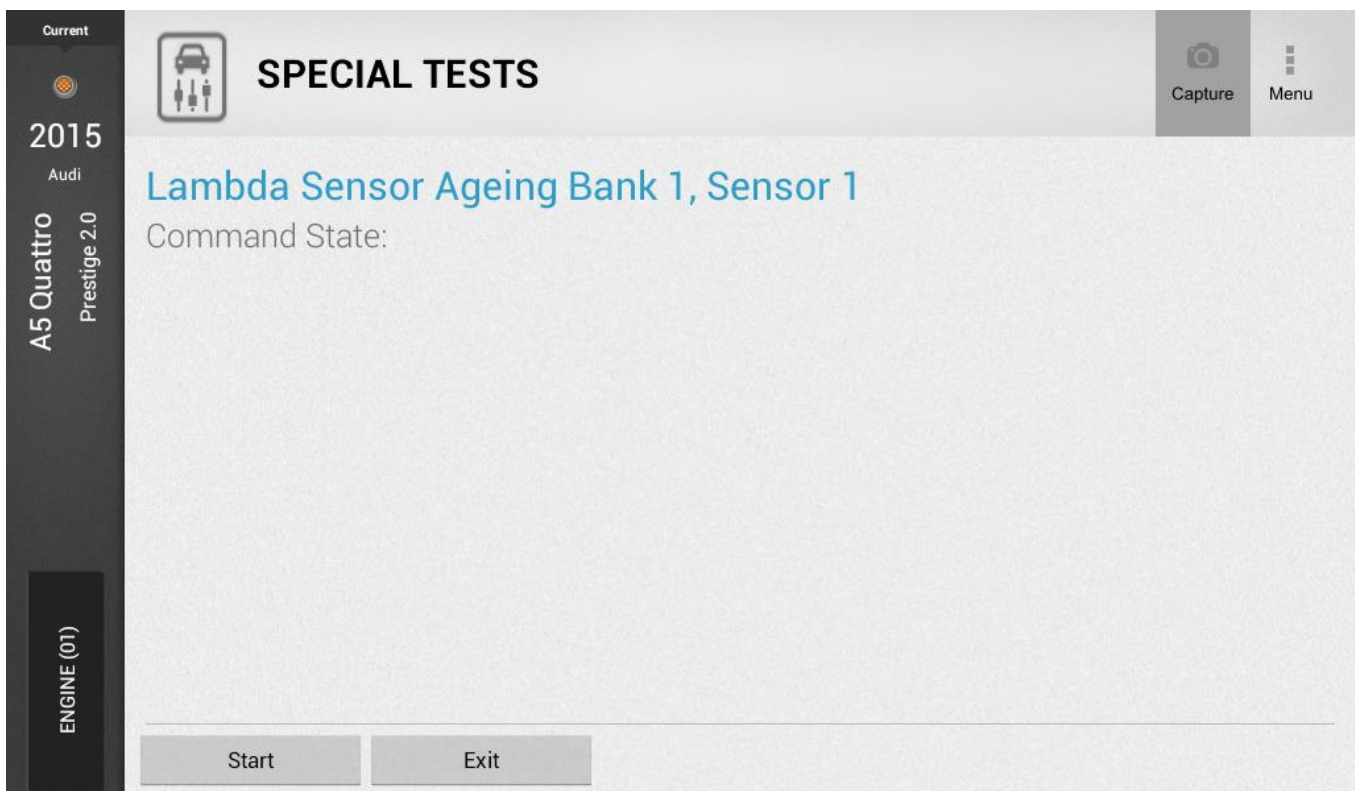


Volkswagen/Audi

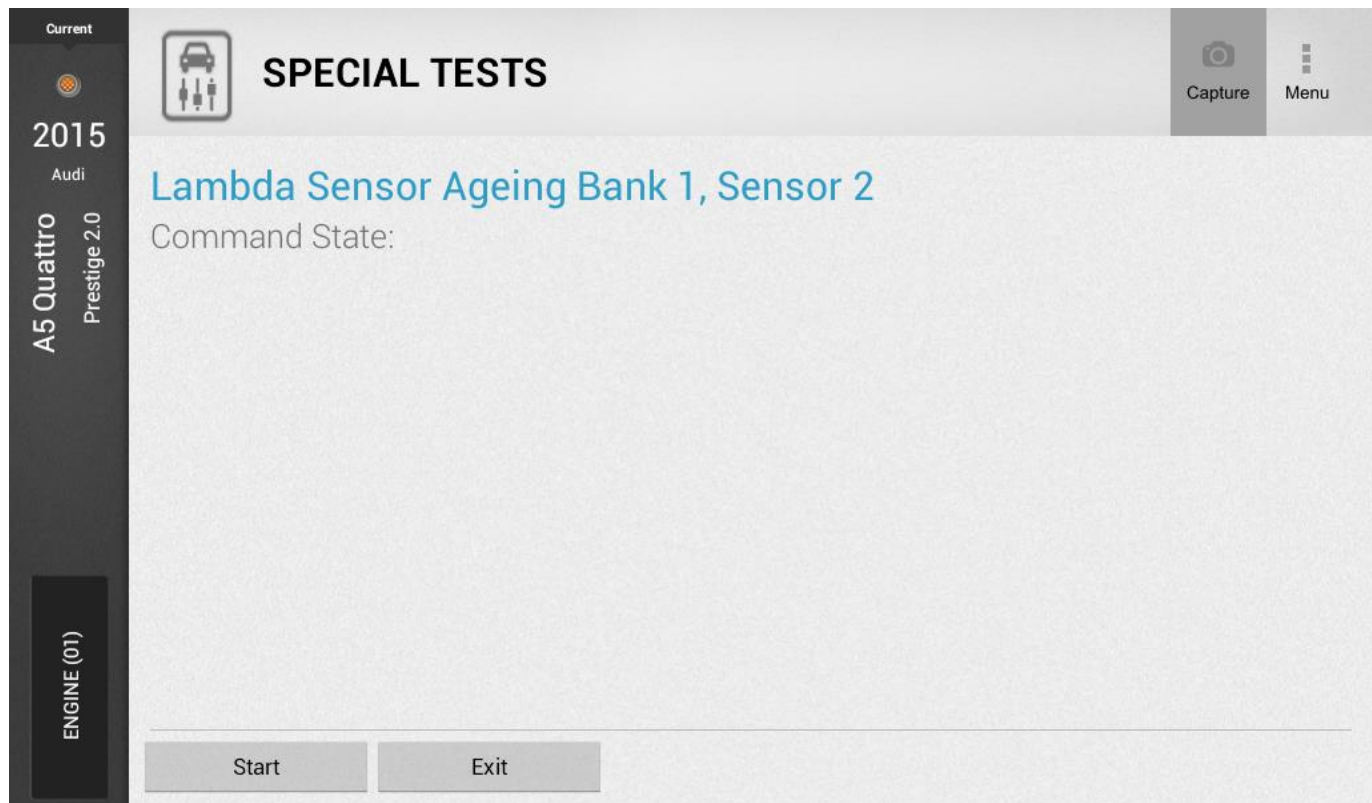
CAT Conversion Rate (Bank 1) – Tests the CAT's (catalytic Converter) ability to convert exhaust into non harmful emissions



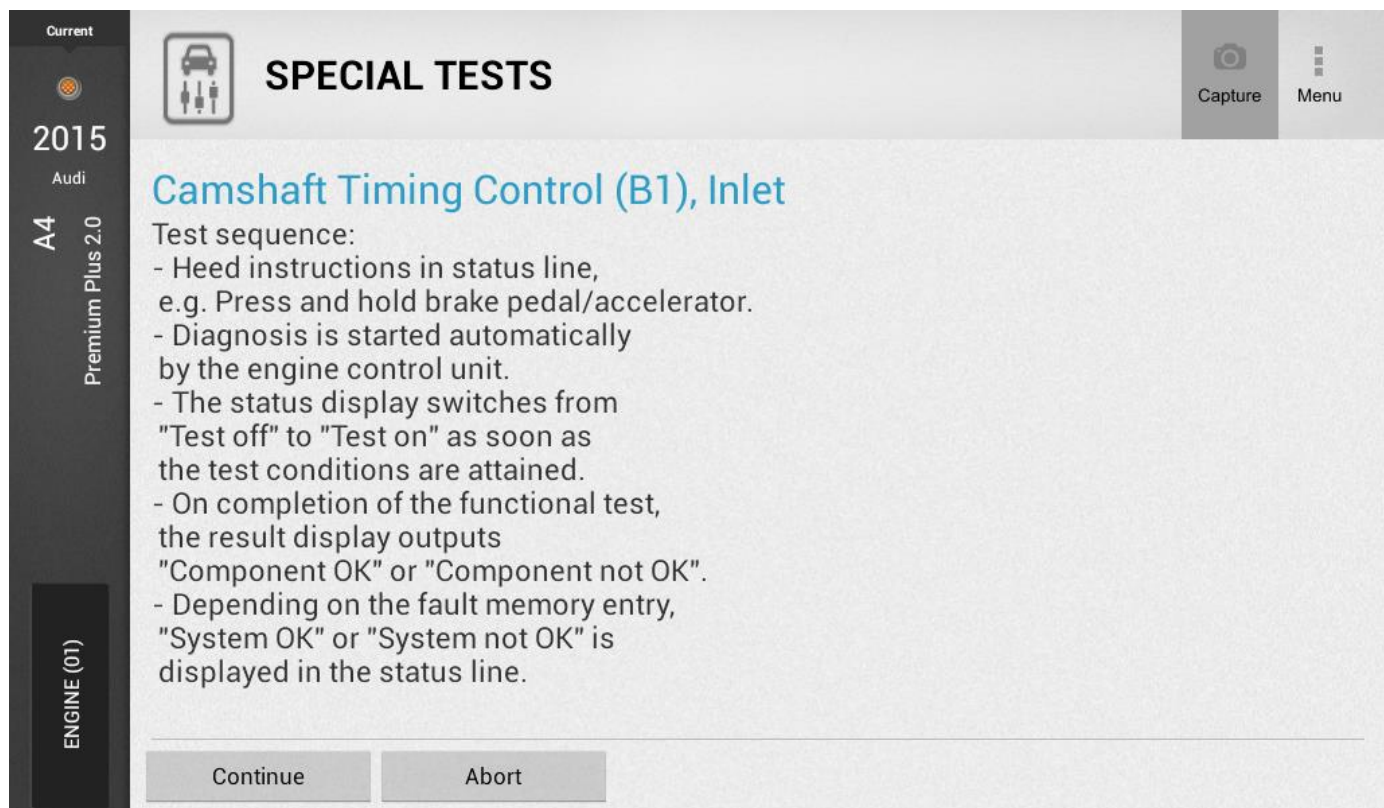
Lambda Sensor Ageing Bank 1 Sensor 1 – Used to show overall use of pre catalytic converter sensor, displayed numerically



Lambda Sensor Ageing Bank 1 Sensor 2 – Used to show overall use of pre catalytic converter sensor, displayed numerically




Camshaft Timing Control (B1) Inlet – Allows user to switch Camshaft timing control inlet solenoid on or off to verify operation





Camshaft Timing Control (B1) Outlet – Allows user to switch Camshaft timing control outlet solenoid on or off to verify operation

Current



SPECIAL TESTS

 Capture

 Menu

2015

Audi

A4

Premium Plus 2.0

ENGINE (01)

Camshaft Timing Control (B1), Outlet

Prerequisites:

- Fault Memory Erased.
- Vehicles With Manual Transmission:
Gear Lever Set To Neutral.
- Vehicles With Automatic Transmission:
Selector Lever Set To "P".
- Parking Brake Applied.
- Engine Idling.
- Coolant Temperature > 60 °C.

Continue

Abort

New Coverage Details – USA Domestic

Chrysler/Jeep Coverage

- Improved coverage for DPF Regen tests

4 new Adjustment type special tests including:

- **Engine/PCM** - DPF Regen, Manual DPF Regeneration, Service DPF Regeneration Routine, Stationary Desoot (DPF Regen)

Special test enhancements:

- 2007 Grand Caravan 3.8L ENGINE – fixed EVAP Monitor test not available
- 2003 Ram ABS – fixed Set Pinion Factor test not working properly

Updated Diagnostic Information for the following:

- Code Info (setting conditions) for 2013-2016MY

Ford Coverage

1 new Adjustment type special tests including:

- **Tire Pressure Monitor** - Tire Pressure Sensor Registration

26 new Actuation type special tests including:

- **Body Control** - Lamp and Buzzer/Warning tests, Door Lock tests, On Demand Test, Wiper tests, Turn Signal tests, Headlight tests, Seat Heater tests

Special test enhancements:

- 2014 Fusion – fixed Parking Brake Release test not available
- 2005 Escape Hybrid ABS - fixed Brake Bleed test not available

Updated Diagnostic Information for the following:

- DTC Circuit Description for 2016MY
- DTC Possible Causes for 2015-2016MY
- Code Info (setting conditions) for 2015-2016MY

General Motors / Saturn Coverage

- Added coverage for 63 new vehicle-ecu combinations

2 new Adjustment type special tests including:

- **Body Control** - CTD Operation, Pre-Alarm Option

127 new Actuation type special tests including:

- **Engine/PCM** - Active Grill Shutter tests, Air Pump Relay, EVAP Vent Solenoid, Fan tests, Fuel Pump tests, Transmission tests
- **Hybrid** - DC Charge Port Lock
- **ABS/Parking Brake** - Brake Booster Electric Vacuum Pump

- **Transfer Case** - Lamp tests
- **Suspension** - Compressor Relay, Compressor Test, Extended Ride Height Switch, EVO Solenoid Test, Ride Control Lamp Test
- **Instrument Cluster** - Gauge Sweep tests, Lamp tests
- **Climate/HVAC** - A/C Compressor, A/C Defrost Solenoid, AC Relay, A/C Request, Blower Motor
- **Body Control** - Lamp and Buzzer/Warning tests, Door Lock tests
- **Seat** – Lumbar tests, Horizontal Movement tests, Vertical Movement tests
- **Doors** - All Door Lock Unlock, Driver Mirror Fold, Exterior Lighting, Heated Seat Mode, Mirror Fold, Passenger Mirror Fold
- **Others** – TRAILER INTERFACE CONTROL tests

Special test enhancements:

- 2009 G6 – fixed Key Programming tests not available
- 2008 Vue BCM – fixed BCM tests not available
- 2008 Sierra 5.3L PCM – fixed Idle Relearn test not available
- 2005 Silverado 6.6L PCM – fixed Fuel Injector Disable Cylinder #3 and #8 tests not working properly
- 2003 Impala BODY – fixed BCM Program VIN test not available

New Coverage – USA Asian

Honda/Acura Coverage

Special test enhancements:

- 2013 Odyssey – fixed Seat Weight Calibration not working properly
- 2008 Accord – fixed SWS Initialization test not available

Hyundai Coverage

- New coverage for 2016MY vehicles and systems
- Added coverage for 389 new systems
- Added coverage for 481 new vehicle-ecu combinations

13 new Adjustment type special tests including:

- **ABS/Brakes** - Air Bleeding Mode, Auto Detected Configuration Reset, SAS Calibration, Variant Coding
- **Tire Pressure Monitor** - Vehicle Name Writing
- **Transfer Case/AWD** – Clutch Learning Read, Clutch Learning Reset, Clutch Learning Writing
- **Others** – Power Steering ASP Calibration

418 new Actuation type special tests including:

- **Engine/PCM** - Injector Disable tests
- **Hybrid** – Battery Fan tests
- **Transmission** - Shift Control Solenoid tests, Gear Lamp tests
- **ABS/Brakes** – Lamp tests, Inlet Valve tests, Outlet Valve tests, Motor Test, Reservoir Cut Valve tests, TCS Valve tests

- **Instrument Cluster** – Lamp/Indicator tests
- **Climate/HVAC** – Mode Selector tests, Blower Fan Motor Step tests, Compressor tests, Mix Door tests
- **Body Control** - Lamp and Buzzer/Warning tests, Window tests, Door Lock tests, Wiper/Washer tests, Active Air Flap tests, Central Door Lock tests
- **Others** - tests for ASSIST DOOR MODULE, POWER SEAT MODULE, ADAPTIVE FRONT LIGHT, SMART KEY UNIT, DRIVER DOOR MODULE

Kia Coverage

- New coverage for 2016MY vehicles and systems
- Added coverage for 206 new systems
- Added coverage for 306 new vehicle-ecu combinations

5 new Adjustment type special tests including:

- **ABS/Brakes** - SAS Calibration
- **Tire Pressure Monitor** - Vehicle Name Writing, Write VIN

164 new Actuation type special tests including:

- **Engine/PCM** - Injector Disable tests
- **Transmission** - Shift Control Solenoid tests, Gear Lamp tests
- **ABS/Brakes** - Lamp tests, Inlet Valve tests, Outlet Valve tests, Motor Test, Reservoir Cut Valve tests, TCS Valve tests, Apply Valve tests, Cut Valve tests, Release Valve tests
- **Electric Parking Brake** - Actuator Control Apply, Actuator Control Release, In-Line mode - Apply/Release, Maintenance mode - EPB/MOC tests
- **Instrument Cluster** – Lamp/Indicator tests
- **Body Control** - Lamp and Buzzer/Warning tests, Window tests, Door Lock tests, Wiper/Washer tests, Active Air Flap tests, Central Door Lock tests
- **Others** - tests for POWER SEAT MODULE, ADAPTIVE FRONT LIGHT, SMART KEY UNIT, DRIVER DOOR MODULE

Mitsubishi Coverage

- New coverage for 2000 – 2016MY vehicles and systems
- Added coverage for 154 new systems
- Added coverage for 239 new vehicle-ecu combinations

9 new Adjustment type special tests including:

- **ABS/Brakes** - All Sensor Calibration, G Sensor Calibration, Lateral G Sensor Calibration, Master Cylinder Pressure Calibration, SAS Calibration
- **Climate/HVAC** - Air Outlet CO Damper Position Reset, In/Out Select Damper Position Reset

320 new Actuation type special tests including:

- **Engine/PCM** - EVAP Function Test, Ignition Timing 5 BTDC
- **ABS/Brakes** - ESS Test Mode
- **Instrument Cluster** – Lamp/Indicator tests, Buzzer tests, Gauge tests

- **Climate/HVAC** – Air Outlet tests, Condensor Fan tests, Blower Fan tests, In/Out Select Damper tests
- **Others** - tests for 4WS/ELECTRIC POWER STEERING, POWER GATE

Nissan/Infiniti Coverage

- New coverage for 2016MY vehicles and systems
- Added coverage for 51 new systems
- Added coverage for 463 new vehicle-ecu combinations

45 new Adjustment type special tests including:

- **Engine/PCM** - Closed Throttle Position Learn, Save/Write Data for CPU Replace
- **Transmission** - Conform CVTF Deterioration, Erase Learning Value
- **Safety/Airbag** - OCCUPANT DETECTION SYSTEM Zero Point Reset Function
- **Climate (HVAC)** - Blow Setting, FRE Memory Set, REC Memory Set, Target Evaporator Temperature Upper Limit, Temp Set Correct In Deg C, Temp Set Correct In Deg F
- **Suspension** - Alc Setting
- **Body Control** – Lighting tests, Lock Setting tests, Battery Saver Setting tests, Light Sensor Basic Setting, Noise Cancellation tests, Wiper tests, Alarm Setting tests, Window Setting tests, Trunk Open Setting, Wiper Speed Setting

174 new Actuation type special tests including:

- **Engine/PCM** - Cylinder Cutout Test, Electric Fan Override Test, Fuel Supply Pump Override Test, Self-Learning Cont, Super Charger Clutch Relay
- **Hybrid** – Heater Relay Unit
- **Climate (HVAC)** - HVAC Test
- **Body Control** - Lamp and Buzzer/Warning tests, Door Lock tests, Wiper tests
- **Others** - tests for AUTO SLIDE DOOR LEFT, SLIDING ROOF MODULE, ADAPTIVE HEADLIGHT, INTELLIGENT KEY

New Coverage – USA European

Audi Coverage

14 new Adjustment type special tests including:

- **Engine/PCM** - Activate/Deactivate Start/Stop Function, Bleed Fuel System, Camshaft Timing Control (B1) Inlet, Camshaft Timing Control (B1) Outlet, CAT Conversion Rate (Bank 1), Evaporative Emission Control Regenerat. Valve, Lambda Sensor Ageing Bank 1 Sensor 1, Lambda Sensor Ageing Bank 1 Sensor 2, Throttle Valve Basic Setting
- **Transmission** - Excessive Temperature Counter Write Reset, Reset Adaption Of Application Point To Factory Settings

11 new Actuation type special tests including:

- **Transmission** – Gear oil cooling valve tests, Shift Lock
- **AWD/Transfer Case** – Clutch Valve tests, Torque Demand Level tests

BMW/Mini Coverage

- Added coverage for 111 new systems
- Added coverage for 288 new vehicle-ecu combinations

86 new Adjustment type special tests including:

- **Engine/PCM** - Exhaust Gas Analysis Zeroing, Idle Adjustment, Octane Rating Adaptation, Oil Service Reset, Particle Filter Replacement, Reset Adaptations, Reset VANOS Adaptation Values, Valvetronic Limit Position Learning Mode, VANOS Adaptation
- **Transmission** - Analog Paddle Reset, Perform Control-module Reset, Reset Rear Learning Function
- **ABS/Brakes** - Longitudinal Acceleration Sensor Adjustment
- **Steering** - Reset Control Unit
- **Body Control** - Front Driver/Pass Door Power Window Regulator Initialization, PJB Initialization, Rear Driver/Pass Side Door Pwr Window Regulator Initialization, Slide Tilt Sunroof Initialization
- **Climate (HVAC)** - Circulating Memory Setting, Delete counter of internal sensor fan, Delete counter of pressure sensor
- **Suspension** - ICM Sensor Adjustment
- **Instrument Cluster** – Service Reset tests
- **Others** - Driver Seat Initialization, Steering Angle Sensor Adjustment

44 new Actuation type special tests including:

- **Engine/PCM** - OBD Readiness tests
- **Instrument Cluster** – Lamp/Indicator tests, Self Test, Speedometer
- **Climate (HVAC)** - Flap Motor Opening tests
- **Steering** – EVV Valve Control tests, SERVO Valve Control tests
- **Seats** - Seat Adjustment tests, Seat Ventilation tests

Special test enhancements:

- 2013 528xi ABS – fixed ABS tests not working properly
- 2012 X6 – fixed maintenance reset tests not available
- 2009 750i – fixed Brake Service Reset test not available
- 2009 328i – fixed Battery Exchange Register test not available
- 2008 X5 – fixed Oil Maintenance Reset and Vehicle Check tests not working properly
- 2008 328i – fixed Battery Exchange Register test not available
- 2007 328xi ENGINE – fixed Smooth Running Test not working properly
- 2005 Mini Cooper ENGINE – fixed Oil Light Reset test not available
- 2004 325i ENGINE – fixed Air Control Solenoid test not available
- 2000 Z3 ENGINE – fixed Oil Light Reset test not working properly

Other enhancements:

- 2003 Mini Cooper AIRBAG - fixed communication issues
- 2014 550i ENGINE - fixed communication issues

Land Rover Coverage

1 new Adjustment type special tests including:

- **Transmission** - Reset Adaptation Parameters

17 new Actuation type special tests including:

- **Climate (HVAC)** – Lamp/Indicator tests, Blower Motor Relay, Blower Speed Test

Volkswagen Coverage

7 new Adjustment type special tests including:

- **Engine/PCM** - Activate/Deactivate Start/Stop Function, Throttle Valve Basic Setting
- **Transmission** - Excessive Temperature Counter Write Reset, Reset Adaption Of Application Point To Factory Settings

11 new Actuation type special tests including:

- **Transmission** – Gear oil cooling valve tests, Shift Lock

Special test enhancements:

- 2012 Passat - Xenon Range reset test